


## LINEAR CLAMP - SERIES 200

For quick and accurate alignment and clamping of flanges, nozzles, short pipe sections to pipes and cylindrical tanks. Wedge shaped clamps provide automatic compensation even for parts with greatly differing diameters. Clamps are available in stainless steel.




PART NO.	CLAMPING RANGE (MM)	WEIGHT (KG / LBS)
200-1 / 200-1SS	15—19mm	0.20kg / 0.7lbs
200-2 / 200-2SS	16—20mm	0.20kg / 0.7lbs
200-3 / 200-3SS	19—25mm	0.25kg / 0.9lbs
200-4 / 200-4SS	24—32mm	0.50kg / 1lbs
200-5 / 200-5SS	31—40mm	0.50kg / 1lbs
200-6 / 200-6SS	38—52mm	1.25kg / 3lbs

\* SS = Stainless Steel

## SPIDER CLAMP - SERIES 300

For quick and accurate alignment and clamping of flanges, nozzles, short pipe sections, etc. to pipes and cylindrical tanks. Locating rails for right angle abutments and automatic diameter compensation even for extremely differing pipe diameters. There's no need for additional adjustments. The internal clamp allows free access so that all parts can be welded. Locating rails are available in stainless steel.




PART NO.	CLAMPING RANGE (MM)	WEIGHT (KG / LBS)
300-1 / 300-1SS	54—140mm	1.25kg / 3lbs
300-2 / 300-2SS	85—220mm	3.6kg / 8lbs

\* SS = Stainless Steel

## SPIDER CLAMP - SERIES 301

For use on rotating welding-tables and revolving devices. This model is equipped with an elongated centre shaft.




PART NO.	CLAMPING RANGE (MM)	SHAFT LENGTH	WEIGHT (KG / LBS)
301-1 / 301-1SS	54—140mm	120	1.25kg / 3lbs
301-2 / 301-2SS	85—220mm	150	3.6kg / 8lbs
301-3 / 301-3SS	120—350mm	190	10.5kg / 23lbs

\* SS = Stainless Steel

## SPIDER CLAMP - SERIES 302

For clamping pipes of equal diameter or as a clamp with only one expanding clamping part.



PART NO.	CLAMPING RANGE (MM)	WEIGHT (KG / LBS)
302-1 / 302-1SS	54—140mm	1.1kg / 2lbs
302-2 / 302-2SS	85—220mm	2.5kg / 6lbs
302-3 / 302-3SS	120—350mm	6kg / 13lbs
302-4 / 302-4SS	180—520mm	14kg / 31lbs
302-5 / 302-5SS	400—940mm	20kg / 44lbs

\* SS = Stainless Steel