




## PIPE EQUIPMENT SPECIALISTS LTD COMPLETE CATALOGUE

### PIPE BEVELLING MACHINES



### PIPE CUTTING MACHINES



### PIPE ALIGNMENT CLAMPS



### PIPE STANDS AND ROLLERS



### PIPE PURGING EQUIPMENT



### PLATE BEVELLERS



MADE IN UK

[www.TAG-PIPE.com](http://www.TAG-PIPE.com)



ENGLISH



## PIPE EQUIPMENT SPECIALISTS LTD



### About Us

With headquarters in the UK, TAG-PIPE was founded by Anthony Tagliaferro who started in the manufacture and supply of pipework fabrication machinery, tools and handling equipment in 1985, having previously worked as a welder, fabricator and toolmaker.

Over recent years TAG-PIPE has grown significantly through focusing on the importance of being close to our customers. In 2012 we opened a branch in Europe (Belgium), in 2013 a branch in the USA (Houston), in 2014 a branch in Asia (China), in 2015 a branch in Middle East (Dubai) in 2016 a branch in India (Pune) and most recently in 2017 a branch in Vietnam (Ho Chi Minh City).

Today, with offices and warehousing in 7 countries, on 4 continents, 70 employees and more than 180 partnerships and distributors worldwide, we pride ourselves in consistently offering the highest standard of both product quality and service to all our customers.

We look forward to welcoming you into our global network as a TAG-PIPE partner, distributor or end user customer and remain at your disposal at any time.

### Products

TAG-PIPE is extremely proud to be established and recognised as one of the world's leading manufacturers and suppliers of:

- Pipe Beveling Machines
- Pipe Cold Cutting Machines
- Pipe Flame Cutting and Beveling Machines
- Pipe Alignment/Welding Clamps
- Pipe Jack Stands
- Pipe Purging Equipment
- Pipe Tools
- Pipe Stoppers
- Plate Beveling Machines

### Mission Statement

*"At TAG-PIPE we aim to offer our customers a comprehensive, top quality, competitive and unrivalled range of pipework machinery and tools, this backed with great customer service supported by our 6 branches strategically located on 4 continents and our extensive and continuous expanding global network of partners and distributors."*

**Aidan Tagliaferro, Managing Director**

### Industries

Our products are used in both workshop and on-site environments across various Industries worldwide including:

- Oil and Gas
- Pipelines
- General Fabrication
- Offshore Welding
- Ship Building
- Vessel Manufacturing
- Power Generation
- Boiler Industry
- Petrochemical
- Pharmaceutical
- Refineries
- Turbine
- Nuclear
- Heat Exchangers
- Dairy, Food and Beverages and many more...



**www.TAG-PIPE.com**

*Our company policy is one of continuous improvement. Products may change or vary from those illustrated.*





## Customer Service

We work extremely hard supporting and training our team of employees and network of partners and distributors to ensure that from TAG-PIPE you always receive the:

- Fastest Response Times
- Quickest Delivery Times
- Most Knowledgeable and Accurate Advice
- Committed After Sales Support

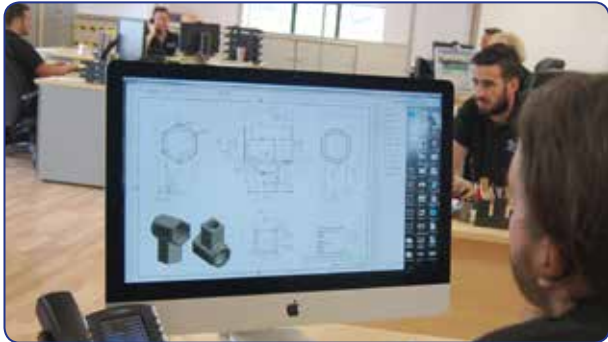


## Level of Stock

TAG-PIPE carry an unrivalled stock level, meaning no matter how large your order we expect to offer you the fastest delivery time available worldwide.

## Price

You will find our pricing to be very competitive. Give us an opportunity to quote your next project and we are confident you will be pleased! For your convenience we offer our products in the three major currencies: US Dollars, Euros and GB Pound.



## Research and Development

Technology is always improving. At TAG-PIPE we firmly intend to move with the times and to be the trendsetters in our industry with a dedicated team of designers and technicians devoted to improving our existing products as well as innovating the next generation of pipework machinery and tools.



## Production, Assembly and Quality Control

With manufacturing partners in UK, Belgium and Italy, TAG-PIPE are proud to offer the highest quality of components manufactured wholly in Europe. All our machines are assembled in our UK facility and undergo vigorous testing and quality control, which is backed by our products being CE Certified, having Certificates of Conformity, UK Certificate of Origin and our company being ISO9001 accredited.



## Demonstrations and Training

We love to show off our products unrivalled performance and are always happy to carry out demonstrations either in our showroom facility in the UK or at your site. In addition we understand the importance of the correct operation of our machinery and tools so also offer training packages again either in our UK training facility or at your site ensuring safe, efficient and accurate operation.



## Rental Division

TAG-PIPE operates a Full, Worldwide Hire and Rental Service. With currently more than 300 machines, our hire fleet is constantly expanding. A large investment was made in 2016 with additional machinery as well as a new tailored hire software system to simplify all of your hire needs making us the best stop for all your pipework equipment rental needs.

**Please contact our designated Hire Department via any of these means: Tel: +44 (0)1869 324 144 or E-mail: [hire@tag-pipe.com](mailto:hire@tag-pipe.com)**



PIPE EQUIPMENT SPECIALISTS LTD

## INDEX

<b>MACHINES CATALOGUE .....</b>	<b>5</b>
TAG Portable Pipe Bevelling Machines .....	7
TAG Pipe Cold Cutting Machines .....	37
TAG Plate Bevelling Machines .....	55
TAG Portable Oxy-Fuel Cutting Machines .....	63
 <b>PIPE TOOLS CATALOGUE .....</b>	 <b>78</b>
TAG Pipe Alignment Clamps .....	79
TAG Pipe Stands and Rollers.....	91
TAG Pipe Purging Equipment.....	107
TAG Pipe Stoppers .....	125
TAG Layout and Marking Tools .....	131







# PIPE EQUIPMENT SPECIALISTS LTD MACHINES CATALOGUE

## PIPE BEVELLING MACHINES



## PIPE COLD CUTTING AND BEVELLING MACHINES



## PLATE BEVELLERS



## PORTABLE OXY-FUEL CUTTING MACHINES

### Manual and Manual HD



### Magnetic



### Auto





## PIPE EQUIPMENT SPECIALISTS LTD



# INDEX

<b>TAG Portable Pipe Bevelling Machines.....</b>	<b>7</b>
PREP 2 .....	7
PREP 3 .....	11
PREP 4 .....	15
PREP 8 .....	19
PREP 16 .....	23
PREP 20 .....	27
PREP 24 .....	31
PANEL PREP MACHINES.....	35
<b>TAG Pipe Cold Cutting Machines .....</b>	<b>37</b>
TAG Split Frame Clamshell Cold Cutting and Bevelling Machines .....	38
TAG E-Z Fab Pipe Cutting and Bevelling Machines .....	43
TAG High Speed, CNC Pipe Cutting and Bevelling Machines .....	47
TAG Orbital Pipe Saw (OPS) 'R' Series .....	50
TAG Orbital Pipe Saw .....	52
TAG E-Z Pipe Saw.....	54
<b>TAG Plate Bevelling Machines.....</b>	<b>55</b>
TAG PMM155 .....	56
TAG PMM200 .....	57
TAG PMM200SS .....	58
TAG Plate Bevel Pro 18 .....	59
TAG Plate Bevel Pro 28 .....	60
TAG Plate Bevel Pro HS45.....	61
<b>TAG Portable Oxy-Fuel Cutting Machines .....</b>	<b>63</b>
TAG E-Z Pipecut Manual.....	64
TAG E-Z Pipecut Auto .....	65
TAG E-Z Pipecut Magnetic .....	66
TAG E-Z Pipecut Pipe Hole Cutter.....	67
TAG E-Z Pipecut Short Saddle Machines .....	68
TAG E-Z Pipecut NC Pipe Cutting Machine .....	70
TAG E-Z Cut Straight Line.....	72
TAG E-Z Cut HD Straight Line.....	73
TAG E-Z Curve Series .....	74
TAG E-Z Cut 3D .....	75
<b>Our Partnerships .....</b>	<b>76</b>



PIPE EQUIPMENT SPECIALISTS LTD

## PREP 2 PIPE BEVELLING $\frac{1}{2}$ " to $1\frac{1}{2}$ "



Tel: +44 (0)1869 324 144

[www.TAG-PIPE.com](http://www.TAG-PIPE.com)

E-mail: [sales@tag-pipe.com](mailto:sales@tag-pipe.com)





**RANGE: 23 to 42mm i/d (Optional from 12.5mm i/d)**

- **Functions:** External Beveling  
Internal Beveling  
Elbow Beveling  
Facing  
Counter-boring  
Weld Removal  
J-Prepping and facing of Tubeplate
- **Materials:** Any kind of Steel  
and Exotic Alloy
- **Power:** Pneumatic / Electric / Battery  
(110v or 220v)

The smallest in our range of i/d locking, direct in-line feed end prep machines. The PREP 2 is small, light weight, yet powerful, in electric, battery (110v or 220v) or pneumatic drive form.

A 4 jaw tool holder (chuck) allows use of up to 4 form tools to enable weld preparation of thin wall tube, or heavy wall pipe.

Simultaneous external and internal beveling and facing of tubes is simple, ideal for accurate repetitive work.

Its size, power, and functionality, make it extremely popular in high volume heat exchanger work, tube facing, weld removal, and J-Prepping of the tube plate. Also used extensively on Power Station Shutdowns for boiler panel bevels.



#### FEATURES AND ADVANTAGES

The PREP 2 is torque reactive. This means that the pipe or tube does not have to be fixed to be bevelled, making it particularly useful on-site, in maintenance and repair situations. This is due to the design and strength of the thru shaft system that locks to the bore of the pipe.

The Jaw system itself consists of 3 equilaterally positioned machined jaw segments, retained and locked on an inner, 'grooved' expansion shaft.

These grooves keep the jaws held securely in position, unlike other systems that use a metal or rubber bands for jaw retention.

As the expansion nut is tightened, the jaws expand, locking tightly, and square to the bore of the pipe.



POWER OPTIONS:

PNEUMATIC



PART NO. TP2P

ELECTRIC



PART NO. TP2E

BATTERY



PART NO. TP2B

ACCESSORIES AND OPTIONS:

REDUCED SHAFT



PART NO. TP2RSK

ELBOW SHAFT



PART NO. TP2ESK

AUTO LOCK



PART NO. TP2ALD

RATCHET HANDLES



PART NO. TP2RHK

FEED STOPPER



PART NO. TP2FSK

FILTER LUBRICATOR



PART NO. AFL1



# PREP 2 TECHNICAL FEATURES:

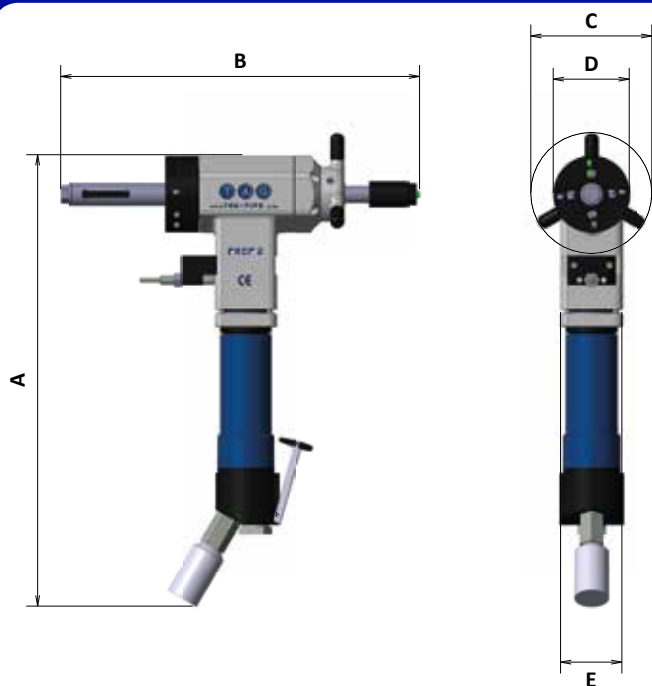
DESCRIPTION	MEASUREMENT	PNEUMATIC	ELECTRIC	BATTERY
Part Number	-	TP2P	TP2E	TP2B
Locking tube range	mm (i/d.)	23 - 42	23 - 42	23 - 42
Recommended working range	inch (o/d.)	½ - 1½"	½ - 1½"	½ - 1½"
Idle speed	rpm	0 - 215	5 - 250	160
Torque	kgm/nm	2.9 / 29+	4.0 / 39+	6.5 / 64+
Length of axial feed	mm	24	24	24
Max operating temperature	c°	55	55	55
Max acoustic radiation	dB	75	75	75
Pneumatic motor power	hp	1.3	-	-
Air consumption	cfm	28	-	-
Air working pressure	psi	90	-	-
Air hose connection	inches	½"	-	-
Electric motor power	watt	-	720	1300
Voltage	volt	-	110 / 220	charger 110 / 220
Frequency	Hz	-	50 / 60	charger 50 / 60
Unit weight	kg	4.8	5.5	5.7
Packing dimensions	mm	560 x 410 x 120	560 x 410 x 120	560 x 410 x 120
Packing weight	kg	13.5	14.5	15.5

## PACKAGE

All units are supplied complete with all locking jaws to cover the full range of the machine. Service tools, drawings, instruction manual and warranty certificate and protective metal carrying case.




## DIMENSIONS



DIM	PNEUMATIC	ELECTRIC	BATTERY
A	400mm	430mm	470mm
B	316mm	316mm	316mm
C	106mm	106mm	106mm
D	67mm	67mm	67mm
E	54mm	72mm	72mm

## EXAMPLES OF COMMON CUTTING TOOLS




*All shapes, sizes and angles available*





PIPE EQUIPMENT SPECIALISTS LTD

## PREP 3 PIPE BEVELLING 1" to 3"





# PREP 3

*Portable Pipe Beveling Machine*

**RANGE: 28 to 76mm i/d (Optional from 20mm i/d)**

- **Functions:** External Beveling  
Internal Beveling  
Elbow Beveling  
Facing  
Counter-boring  
Weld Removal  
J-Prepping and facing of Tubeplate
- **Materials:** Any kind of Steel  
and Exotic Alloy
- **Power:** Pneumatic / Electric / Battery  
(110v or 220v)

The PREP 3 is a popular i/d locking, in-line feed end prep machines. The PREP 3's power to weight ratio, in electric, battery (110v or 220v), or pneumatic drive form is unrivalled.

A 4 jaw tool holder (chuck) allows use of up to 4 insert or form tools to enable beveling of heavy wall pipe and tube.

Simultaneous external, internal and facing of tubes can be performed with ease for accurate repetitive work.

Its size, power, and functionality, makes it extremely popular in high volume boiler repair and maintenance work, tube facing, weld removal, and J-Prepping of the tube plates and panels.




## FEATURES AND ADVANTAGES

The PREP 3 is torque reactive. This means that the pipe or tube does not have to be fixed to be bevelled, making it particularly useful on-site, in maintenance and repair situations. This is due to the design and strength of the thru shaft system that locks to the bore of the pipe.

The Jaw system itself consists of 3 equilaterally positioned machined jaw segments, retained and locked on an inner, 'grooved' expansion shaft.

These grooves keep the jaws held securely in position, unlike other systems that use a metal or rubber bands for jaw retention.

As the expansion nut is tightened, the jaws expand, locking tightly, and square to the bore of the pipe.



POWER OPTIONS:

PNEUMATIC



PART NO. TP3P

ELECTRIC



PART NO. TP3E

BATTERY



PART NO. TP3B

ACCESSORIES AND OPTIONS:

REDUCED SHAFT

20 - 30mm



PART NO. TP3RSK

ELBOW SHAFT

34 - 76mm



PART NO. TP3ESK

AUTO LOCK




PART NO. TP3ALD

RATCHET HANDLES



PART NO. TP3RHK

FEED STOPPER



PART NO. TP3FSK

FILTER LUBRICATOR



PART NO. AFL1



# PREP 3 TECHNICAL FEATURES:

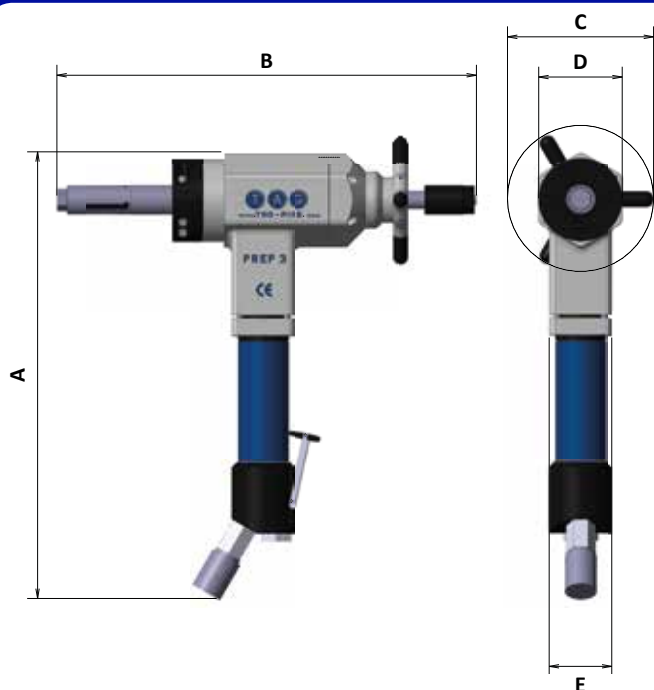
DESCRIPTION	MEASUREMENT	PNEUMATIC	ELECTRIC	BATTERY
Part Number	-	TP3P	TP3E	TP3B
Locking tube range	mm (i/d.)	28 - 76	28 - 76	28 - 76
Recommended working range	inch (o/d.)	1 - 3"	1 - 3"	1 - 3"
Idle speed	rpm	0 - 120	5 - 82	55
Torque	kgm/nm	14 / 137+	19.7 / 193+	22.1 / 216+
Length of axial feed	mm	40.5	40.5	40.5
Max operating temperature	c°	55	55	55
Max acoustic radiation	dB	75	75	75
Pneumatic motor power	hp	1.4	-	-
Air consumption	cfm	34 - 36	-	-
Air working pressure	psi	20	-	-
Air hose connection	inches	½"	-	-
Electric motor power	watt	-	1300	1800
Voltage	volt	-	110 / 220	charger 110 / 220
Frequency	Hz	-	50 / 60	charger 50 / 60
Unit weight	kg	8.8	9.9	10.4
Packing dimensions	mm	640 x 500 x 140	640 x 500 x 140	640 x 500 x 140
Packing weight	kg	23	24	25

## PACKAGE

All units are supplied complete with all locking jaws to cover the full range of the machine. Service tools, drawings, instruction manual and warranty certificate and protective metal carrying case.




## DIMENSIONS



DIM	PNEUMATIC	ELECTRIC	BATTERY
A	435mm	500mm	530mm
B	402mm	402mm	402mm
C	140mm	140mm	140mm
D	80mm	80mm	80mm
E	60mm	90mm	72mm

## EXAMPLES OF COMMON CUTTING TOOLS




*All shapes, sizes and angles available*



**PIPE EQUIPMENT SPECIALISTS LTD**

## **PREP 4 PIPE BEVELLING 1" to 4"**



Tel: +44 (0)1869 324 144

**[www.TAG-PIPE.com](http://www.TAG-PIPE.com)**

E-mail: [sales@tag-pipe.com](mailto:sales@tag-pipe.com)

15



# PREP 4

*Portable Pipe Bevelling Machine*

**RANGE: 23 to 112mm i/d**

- **Functions:** External Bevelling  
Internal Bevelling  
Elbow Bevelling  
Facing  
Counter-boring  
Weld Removal  
J-Prepping and facing of Tubeplate
- **Materials:** Any kind of Steel  
and Exotic Alloy
- **Power:** Pneumatic / Electric / Battery  
(110v or 220v)

The PREP 4 is one of our most popular i/d locking, in-line feed end prep machines. The PREP 4's power to weight ratio, in electric, battery (110v or 220v), or pneumatic drive form is unrivalled.

A 4 jaw tool holder (chuck) allows use of up to 4 insert or form tools to enable bevelling of heavy wall pipe and tube, simultaneous external, internal and facing of tubes can be performed with ease for accurate repetitive work.

Its size, power, and functionality, makes it extremely popular in high volume boiler repair and maintenance work, tube facing, weld removal, and J-prepping of the tube plate.



## FEATURES AND ADVANTAGES

The PREP 4 is torque reactive. This means that the pipe or tube does not have to be fixed to be beveled, making it particularly useful on-site, in maintenance and repair situations. This is due to the design and strength of the thru shaft system that locks to the bore of the pipe.

The Jaw system itself consists of 3 equilaterally positioned machined jaw segments, retained and locked on an inner, 'grooved' expansion shaft.

These grooves keep the jaws held securely in position, unlike other systems that use a metal or rubber bands for jaw retention.

As the expansion nut is tightened, the jaws expand, locking tightly, and square to the bore of the pipe.





# POWER OPTIONS:

## PNEUMATIC



PART NO. TP4P

## ELECTRIC



PART NO. TP4E

## BATTERY



PART NO. TP4B

# ACCESSORIES AND OPTIONS:

## ELBOW SHAFT



PART NO. TP4ESK

## AUTO LOCK



PART NO. TP4ALD

## RATCHET HANDLES



PART NO. TP4RHK

## FILTER LUBRICATOR



PART NO. AFL1



# PREP 4 TECHNICAL FEATURES:


DESCRIPTION	MEASUREMENT	PNEUMATIC	ELECTRIC	BATTERY
Part Number	-	TP4P	TP4E	TP4B
Locking tube range	mm (i/d.)	23 - 112	23 - 112	23 - 112
Recommended working range	inch (o/d.)	1 - 4"	1 - 4"	1 - 4"
Idle speed	rpm	0 - 100	5 - 82	55
Torque	kgm/nm	14.1 / 138+	19.7 / 193+	22.1 / 216+
Length of axial feed	mm	40.5	40.5	40.5
Max operating temperature	c°	55	55	55
Max acoustic radiation	dB	75	75	75
Pneumatic motor power	hp	1.5	-	-
Air consumption	cfm	34 - 36	-	-
Air working pressure	psi	90	-	-
Air hose connection	inches	¾"	-	-
Electric motor power	watt	-	1300	1800
Voltage	volt	-	110 / 220	charger 110 / 220
Frequency	Hz	-	50 / 60	charger 50 / 60
Unit weight	kg	9.4	10.4	11.1
Packing dimensions	mm	640 x 500 x 140	640 x 500 x 140	640 x 500 x 140
Packing weight	kg	28.5	29.5	30.5

## PACKAGE

All units are supplied complete with all locking jaws to cover the full range of the machine. Service tools, drawings, instruction manual and warranty certificate and protective metal carrying case.




## DIMENSIONS



DIM	PNEUMATIC	ELECTRIC	BATTERY
A	455mm	510mm	540mm
B	434mm	434mm	434mm
C	140mm	140mm	140mm
D	115mm	115mm	115mm
E	60mm	90mm	90mm

## EXAMPLES OF COMMON CUTTING TOOLS



*All shapes, sizes and angles available*



**PIPE EQUIPMENT SPECIALISTS LTD**

## **PREP 8 PIPE BEVELLING 2" to 8"**





**RANGE: 50 to 207mm i/d**

- **Functions:** External Beveling  
Internal Beveling  
Elbow Beveling  
Facing  
Counter-boring  
Weld Removal  
J-Prepping  
Compound Bevels
- **Materials:** Any kind of Steel  
and Exotic Alloy
- **Power:** Pneumatic / Electric  
(110v or 220v)



One of our most powerful and popular i/d locking, in-line feed end prep machines. This is mainly due to its impressive 2 - 8" working range and unrivalled power.

The PREP 8 is a portable, one man operation machine, its power to weight ratio, and offset 4 jaw tool holder (chuck) allows use of up to 4 insert or form tools to enables simultaneous external, internal beveling of even the heaviest wall pipe.

The PREP 8 is a real workhorse. It's size, power, and functionality, make it extremely popular in high volume heavy duty beveling applications, on site, or in the fabshop.

#### FEATURES AND ADVANTAGES

The PREP 8 is torque reactive. This means that the pipe or tube does not have to be fixed to be bevelled, making it particularly useful on-site, in maintenance and repair situations. This is due to the design and strength of the thru shaft system that locks to the bore of the pipe.

The Jaw system itself consists of 3 equilaterally positioned machined jaw segments, retained and locked on an inner, 'grooved' expansion shaft.

These grooves keep the jaws held securely in position, unlike other systems that use a metal or rubber bands for jaw retention.

As the expansion nut is tightened, the jaws expand, locking tightly, and square to the bore of the pipe.



# POWER OPTIONS:

## PNEUMATIC



PART NO. TP8P

## ELECTRIC



PART NO. TP8E

# ACCESSORIES AND OPTIONS:

## ELBOW SHAFT



PART NO. TP8ESK

## AUTO LOCK



PART NO. TP8ALD

## RATCHET HANDLES



PART NO. TP8RHK

## FILTER LUBRICATOR



PART NO. AFL1



# PREP 8 TECHNICAL FEATURES:

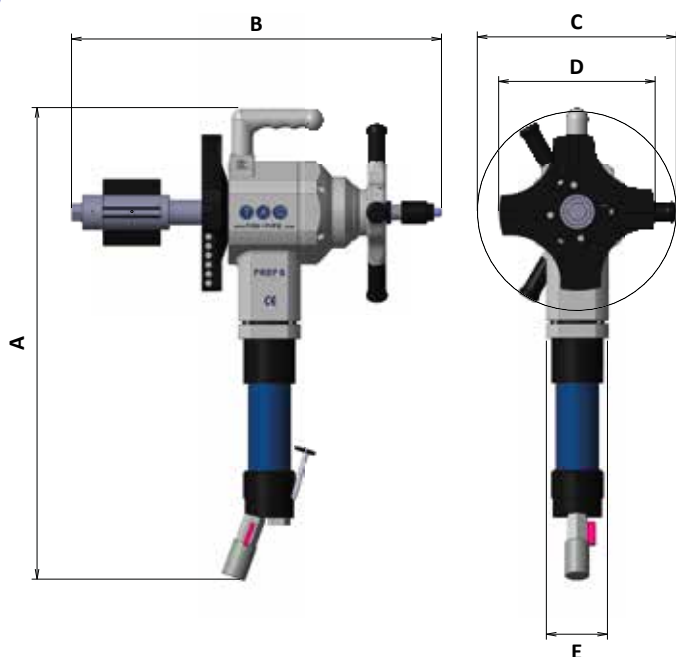
DESCRIPTION	MEASUREMENT	PNEUMATIC	ELECTRIC
Part Number	-	TP8P	TP8E
Locking tube range	mm (i/d.)	50 - 207	50 - 207
Recommended working range	inch (o/d.)	2" - 8"	2" - 8"
Idle speed	rpm	0 - 52	5 - 34
Torque	kgm/nm	36 / 353+	45 / 441+
Length of axial feed	mm	40	40
Max operating temperature	c°	55	55
Max acoustic radiation	dB	75	75
Pneumatic motor power	hp	1.8	-
Air consumption	cfm	44 - 50	-
Air working pressure	psi	90	-
Air hose connection	inches	¾"	-
Electric motor power	watt	-	1700
Voltage	volt	-	110 / 220
Frequency	Hz	-	50 / 60
Unit weight	kg	25	26
Packing dimensions	mm	880 x 640 x 240	880 x 640 x 240
Packing weight	kg	53	54

## PACKAGE

All units are supplied complete with all locking jaws to cover the full range of the machine. Service tools, drawings, instruction manual and warranty certificate and protective metal carrying case.



## DIMENSIONS



DIM	PNEUMATIC	ELECTRIC
A	670mm	700mm
B	520mm	520mm
C	278mm	278mm
D	220mm	220mm
E	86mm	90mm

## EXAMPLES OF COMMON CUTTING TOOLS




*All shapes, sizes and angles available*





**PIPE EQUIPMENT SPECIALISTS LTD**

## **PREP 16 PIPE BEVELLING 3" to 16"**





# PREP 16

*Portable Pipe Beveling Machine*

**RANGE: 72 to 385mm i/d**

- **Functions:** External Beveling  
Internal Beveling  
Facing  
Counter-boring  
Weld Removal  
J-Prepping  
Compound Bevels
- **Materials:** Any kind of Steel  
and Exotic Alloy
- **Power:** Pneumatic (option of  
Electric 110v or 220v)



## FEATURES AND ADVANTAGES

The PREP 16 is the first in TAG's new range of a heavy duty mid-large diameter beveling machines.

Offering ratchet i/d jaw locking, as well as Ratchet bevel feed control for effortless heavy wall preps. Offered with a 3 HP Pneumatic or 1750 watt electric motor any bevel geometry can be performed within the impressive 3 - 16" range.

J-preps, counter boring, and facing can all be performed, simultaneously, using the correct tooling fitted in (up to) 4 heavy duty hardened multi-position tool holders. Due to its light weight, yet unrivalled power, the PREP 16 is ideal for on-site, off shore, nuclear, and other applications where precision welds are required at an incredible value.

The PREP 16, and its bigger brothers, the PREP 20, the PREP 24, all utilise ratchet feed and locking. This allows effortless set-up, and enables the operator to deliver consistent feed with minimal effort.



To enable ease of set up, the machine is equipped with a double-sided yoke with removable extensions so the machine can be easily installed, and removed from the pipe.



Self-centering 70mm (2.75") one piece locking shaft with built in jaws, eliminates the issue of broken or loosening retaining springs and o-rings.



Innovative Wide locking jaws offer 6 point locking from 3 jaws giving superior clamping force for chatter free end preps.



The PREP 16 has unrivalled power and stability, utilising a ratchet system for both jaw locking, and bevel feed.

The PREP 16 can also be supplied as an electric version, with a 1750 watt heavy duty, in-line or right angle motor drive, or a heavy duty 3.0 Hp Pneumatic motor.

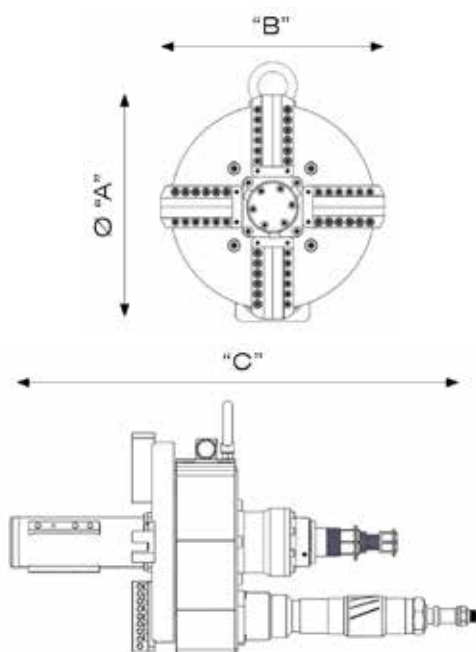


# PREP 16 TECHNICAL FEATURES:

DESCRIPTION	MEASUREMENT	PNEUMATIC	ELECTRIC
Part Number	-	TP16P	TP16E
Locking tube range	mm / inch (i/d.)	72 - 385mm / 2.8 - 15.1"	72 - 385mm / 2.8 - 15.1"
Recommended working range	mm / inch (o/d.)	72 - 406mm / 2.8 - 16"	72 - 406mm / 2.8 - 16"
Idle speed	rpm	11 - 21	2 - 21
Torque	nm	1770+	1770+
Length of axial feed	mm / inch	50mm / 2"	50mm / 2"
Max operating temperature	c°	55	35
Max acoustic radiation	dB	75	75
Pneumatic motor power	hp	3.0	-
Air consumption	cfm	70	-
Air working pressure	psi	90	-
Air hose connection	inches	¾"	-
Electric motor power	watt	-	1750
Voltage	volt	-	110 / 220
Frequency	Hz	-	50 / 60
Unit weight	kg / lbs	40 / 88	40 / 88
Packing dimensions	mm	760 x 500 x 560mm	760 x 500 x 560mm
Packing weight	kg / lbs	75 / 165	75 / 165

- Electric 110/220v motors only 3 month warranty period.
- All units are supplied complete with all gripping segments to cover the full range of the machine. Service tools, drawings, instruction manual and warranty certificate are also supplied as standard.
- Each machine is supplied with a protective custom built wooden create.
- We strongly recommend the use of a portable filter lubricator with all our pneumatic models.

## DIMENSIONS



DIM	PNEUMATIC	ELECTRIC
A	407mm	407mm
B	407mm	407mm
C	750mm	630mm

## EXAMPLES OF COMMON CUTTING TOOLS



37.5° Bevel



30° Bevel



37.5+ 10° Compound Bevel



20+ 10° Compound Bevel



15° Internal Bevel



90° Facing

*All shapes, sizes and angles available*



**PIPE EQUIPMENT SPECIALISTS LTD**

## **PREP 20 PIPE BEVELLING 4" to 20"**



**RANGE: 100 to 500mm i/d**

- **Functions:** External Beveling  
Internal Beveling  
Facing  
Counter-boring  
Weld Removal  
J-Prepping  
Compound Bevels
- **Materials:** Any kind of Steel  
and Exotic Alloy
- **Power:** Pneumatic (option of  
Electric 110v or 220v)



### FEATURES AND ADVANTAGES

The PREP 20 is the second in TAG's new range of a heavy duty mid-large diameter beveling machines.

Offering ratchet i/d jaw locking, as well as Ratchet bevel feed control for effortless heavy wall preps. Offered with a 3.5 HP Pneumatic boasting 7500Nm Torque or 3200 watt electric motor any bevel geometry can be performed within the impressive 4 - 20" range.

J-preps, counter boring, and facing can all be performed, simultaneously, using the correct tooling fitted in (up to) 4 heavy duty hardened multi-position tool holders. Due to its light weight, yet unrivalled power, the PREP 20 is ideal for on-site, off shore, nuclear, and other applications where precision welds are required at an incredible value.

The PREP 20, like the PREP 16 and PREP 24 utilise ratchet feed, and locking. This allows effortless setup, and enables the operator to deliver consistent feed with minimal effort.



Self-centering 100mm (4") one piece locking shaft with built in jaws, eliminates the issue of broken or loosening retaining springs and o-rings.



Innovative Wide locking jaws offer 6 point locking from 3 jaws giving superior clamping force for chatter free end preps.



The PREP 20 has unrivalled power and stability, utilising a ratchet system for both jaw locking, and bevel feed.



The PREP 20 can also be supplied as an electric version, with a 3200 watt heavy duty, in-line or right angle motor drive, or a heavy duty 3.5 Hp Pneumatic motor.

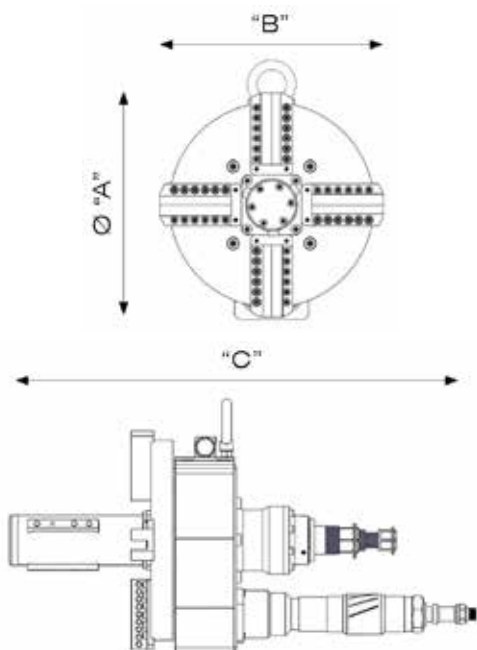


# PREP 20 TECHNICAL FEATURES:

DESCRIPTION	MEASUREMENT	PNEUMATIC	ELECTRIC
Part Number	-	TP20P	TP20E
Locking tube range	mm / inch (i/d.)	100 - 500mm / 3.9 - 19.7"	100 - 500mm / 3.9 - 19.7"
Recommended working range	mm / inch (o/d.)	100 - 508mm / 4.0 - 20.0"	100 - 508mm / 4.0 - 20.0"
Idle speed	rpm	10	2 - 10
Torque	nm	7500	7500
Length of axial feed	mm / inch	60mm / 2.4"	60mm / 2.4"
Max operating temperature	c°	55	35
Max acoustic radiation	dB	75	75
Pneumatic motor power	hp	3.5	-
Air consumption	cfm	85	-
Air working pressure	psi	90	-
Air hose connection	inches	¾"	-
Electric motor power	watt	-	3200
Voltage	volt	-	110 / 220
Frequency	Hz	-	50 / 60
Unit weight	kg / lbs	88 / 194	88 / 194
Packing dimensions	mm	970 x 630 x 675mm	970 x 630 x 675mm
Packing weight	kg / lbs	120 / 264	120 / 264

- Electric 110/220v motors only 3 month warranty period.
- All units are supplied complete with all gripping segments to cover the full range of the machine. Service tools, drawings, instruction manual and warranty certificate are also supplied as standard.
- Each machine is supplied with a protective custom built wooden create.
- We strongly recommend the use of a portable filter lubricator with all our pneumatic models.

## DIMENSIONS



DIM	PNEUMATIC	ELECTRIC
A	510mm	510mm
B	510mm	510mm
C	860mm	775mm

## EXAMPLES OF COMMON CUTTING TOOLS




*All shapes, sizes and angles available*



**PIPE EQUIPMENT SPECIALISTS LTD**

## **PREP 24 PIPE BEVELLING 7" to 24"**



**RANGE: 180 to 600mm i/d**

- **Functions:** External Beveling  
Internal Beveling  
Facing  
Counter-boring  
Weld Removal  
J-Prepping  
Compound Bevels
- **Materials:** Any kind of Steel  
and Exotic Alloy
- **Power:** Pneumatic (option of  
Electric 110v or 220v)



### FEATURES AND ADVANTAGES

The PREP 24 is the largest in TAG's new range of a heavy duty mid-large diameter beveling machines.

Offering ratchet i/d jaw locking, as well as Ratchet bevel feed control for effortless heavy wall preps. Offered with a 3.5 HP Pneumatic boasting 12500Nm Torque or 3200 watt electric motor any bevel geometry can be performed within the impressive 7 - 24" range with optional extension kit up to 42".

J-preps, counter boring, and facing can all be performed, simultaneously, using the correct tooling fitted in (up to) 4 heavy duty hardened multi-position tool holders. Due to its light weight, yet unrivalled power, the PREP 24 is ideal for on-site, off shore, nuclear, and other applications where precision welds are required at an incredible value.

The PREP 24, like the PREP 16 and PREP 20 utilise ratchet feed, and locking. This allows effortless setup, and enables the operator to deliver consistent feed with minimal effort.




Self-centering 150mm (5.9") one piece locking shaft with built in jaws, eliminates the issue of broken or loosening retaining springs and o-rings.



Innovative Wide locking jaws offer 6 point locking from 3 jaws giving superior clamping force for chatter free end preps.



Optional extension  
kits up to 42"  
available on request.



The PREP 24 has unrivalled power and stability,  
utilising a ratchet system for both jaw locking, and bevel feed.



The PREP 24 can also be supplied as an electric version,  
with a 3200 watt heavy duty, in-line or right angle  
motor drive, or a heavy duty 3.5 Hp Pneumatic motor.

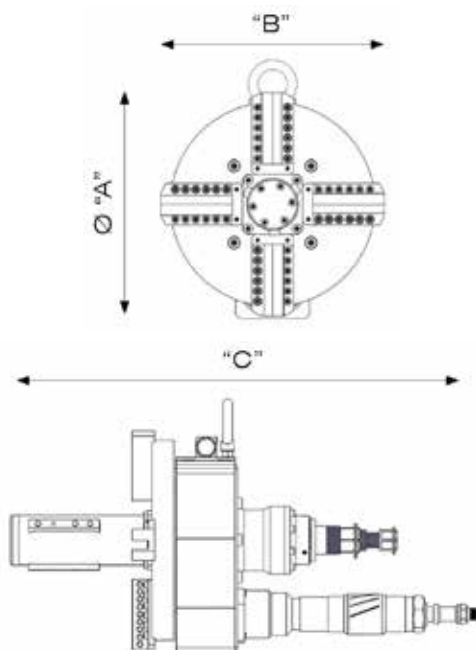


# PREP 24 TECHNICAL FEATURES:

DESCRIPTION	MEASUREMENT	PNEUMATIC	ELECTRIC
Part Number	-	TP24P	TP24E
Locking tube range	mm / inch (i/d.)	180 - 600mm / 7 - 23.6" (optional up to 42")	180 - 600mm / 7 - 23.6" (optional up to 42")
Recommended working range	mm / inch (o/d.)	180 - 609mm / 7 - 24.0" (optional up to 42")	180 - 609mm / 7 - 24.0" (optional up to 42")
Idle speed	rpm	5	1 - 5
Torque	nm	12,500	12,500
Length of axial feed	mm / inch	60mm / 2.4"	60mm / 2.4"
Max operating temperature	c°	55	35
Max acoustic radiation	dB	75	75
Pneumatic motor power	hp	3.5	-
Air consumption	cfm	95	-
Air working pressure	psi	90	-
Air hose connection	inches	¾"	-
Electric motor power	watt	-	3200
Voltage	volt	-	110 / 220
Frequency	Hz	-	50 / 60
Unit weight	kg / lbs	225 / 495	225 / 495
Packing dimensions	mm	1060 x 780 x 830mm	1060 x 780 x 830mm
Packing weight	kg / lbs	325 / 715	325 / 715

- Electric 110/220v motors only 3 month warranty period.
- All units are supplied complete with all gripping segments to cover the full range of the machine. Service tools, drawings, instruction manual and warranty certificate are also supplied as standard.
- Each machine is supplied with a protective custom built wooden create.
- We strongly recommend the use of a portable filter lubricator with all our pneumatic models.

## DIMENSIONS



DIM	PNEUMATIC	ELECTRIC
A	610mm	610mm
B	610mm	610mm
C	950mm	865mm

## EXAMPLES OF COMMON CUTTING TOOLS



37.5° Bevel



30° Bevel



37.5+ 10° Compound Bevel



20+ 10° Compound Bevel



15° Internal Bevel



90° Facing

*All shapes, sizes and angles available*



PIPE EQUIPMENT SPECIALISTS LTD

## PANEL PREP MACHINES





# PANEL PREP MACHINES

*O/D Pipe Beveling Machine*

**RANGE: 8 to 104mm (0.5 - 4")**

Model	PIPE O/D RANGE	PART NO PNEUMATIC	PART NO ELECTRIC
TAG Panel Prep 2	8 - 53mm	TPP2P	TPP2E
TAG Panel Prep 2.5	20 - 63mm	TPP2.5P	TPP2.5E
TAG Panel Prep 3	25 - 73mm	TPP3P	TPP3E
TAG Panel Prep 3.5	30 - 83mm	TPP3.5P	TPP3.5E
TAG Panel Prep 4	50 - 108mm	TPP4P	TPP4E

- **Functions:** External Beveling  
Internal Beveling  
Facing  
Counter-boring  
Weld Removal
- **Material:** Steel, Stainless Steel, duplex, high alloyed

The TAG PANEL PREP attaches to the tube outside diameter by means of custom or specific O/D clamp type jaws that provide strong clamping action that minimizes chatter and vibration.

It is designed for maximum comfort, efficiency, safety, and ease of use. The Feed wheel handle enables the operator to comfortably feed the tool during beveling or facing. The TAG PANEL PREP is suitable for small bore heavy wall tubes with a high percentage of chrome, Stainless Steel, and other exotic alloys.

The PANEL PREP can be rotated up to 180 degrees to work in any position.  
The machine can be used for standard beveling applications and for opposite tubes.



Pneumatic





Electric 220 or 110v





**PIPE EQUIPMENT SPECIALISTS LTD**

**SPLIT FRAME CLAMSHELL  
COLD CUTTING AND BEVELLING  
MACHINES 1" to 54"**







# ALUMINIUM LIGHT WEIGHT SPLIT FRAME CLAMSHELLS

*Portable O/D Locking Cold Pipe Cutting and Beveling Machines*

**RANGE: 1 to 54" o/d (25 - 1372mm)**

- **Functions:** External Beveling  
Internal Beveling  
Counter-Boring  
Compound Bevels
- **Materials:** Any kind of Steel and Exotic Alloy
- **Power:** Pneumatic  
Electric (110v or 220v)  
Hydraulic  
NEW Electric NC Servo Motor (Patent Pending)



## THE BASICS

TAG's new range of Split Frame Clamshells are essentially portable lathes.

Offering the versatility to cut and Bevel (simultaneously if required), Face, counterbore and O/D machine pipes (and vessels) of almost any diameter.

A light weight Aluminium body, encases a Steel inner ring gear running on solid bearings, ensuring manageability, yet extreme strength and durability.

Coupled with wide, hardened clamping feet, with easy read rule marks, enable rapid, repeatable concentric setup, even on out of round pipes and joints.

A range of tooling, power units and accessories allow you to tailor your machine to your particular job.



## FEATURES AND ADVANTAGES

- 11 models cover a range from 1" (25.4 mm) to 54" (1372 mm) O/D
- Pneumatic, Hydraulic, standard electric and NC SERVO Electric Drive options provide increased versatility
- Adjustable heavy duty bearings, combined with easy access maintenance points allow inspection and adjustment
- Clamping Feet are quickly and easily adjusted via a flush Hex head through the outer ring. Feet feature easy read measure marks for rapid setup and adjustment
- TAG Split Frame Clamshells accept a wide range of accessories to increase performance and expand machine capabilities
- Unique 'TAG transmission' tool slides with changeable gears for adjustable Radial tool feed


## QUICK SPLIT FRAME DESIGN



## DRIVE UNITS

To meet the varying needs of job-sites worldwide, TAG's Clamshell Motors and Drives are available in a range of configurations.

Drive motors are available in hydraulic, pneumatic and electric configurations. Motor mounting flanges are available in straight back (in-line), right angle and front drive reversible options.



Electric Motors



Pneumatic Motors



Servo Electric Motors

Hydraulic Motors

## TAG'S ELECTRIC NC SERVO DRIVE MOTOR

TAG's single phase Electric NC (Numerically Contolled) servo motor offers a new level of performance and capacity for electric drive power of TAG's Split Frame range.

A 1.5 Kilowatt servo motor, which, like a 3 phase motor, or Hydraulic drive, does not slow and strain under load. The servo motor, is controlled by a wired, or wireless, delta touch screen NC control unit, enabling accurate, infinite RPM control.

If you carry out the same job regularly with the machine, once you find the optimum performance setting and values, these can be set into the NC control unit and recalled in the future.

Available in single for up to 30mm thickness or double for 30mm+.



Double Servo Control



Single Servo Control



## TAG HYDRAULIC POWER PACK

TAG offer a custom built Hydraulic Power Pack with all the power needed to cut and bevel all thicknesses and materials of pipe when used with TAG Split Frame Clamshells.

### SPECIFICATION:

- Rated Pressure: 16MPa
- Rated Flow: 25 l/min
- Hydraulic Motor Power: 200 r/min
- Hydraulic Motor Torque: 260 N.M.
- Electric Power: 7.5KW
- Electric Motor Rate: 1450 r/min
- Timing Range: 0-20 r/min
- Shipping Weight: 300kg





## TAG TRANSMISSION TOOL SLIDE RANGE

The tool slides are available in various configurations to accept the full range of TAG tooling.



### Standard

Low profile, light weight, for tight access situations. Utilising standard TAG HSS Co Blade tooling.

**For Cutting and Beveling all materials up to 120mm wall thickness.**



### Spring Loaded O/D Tracking

A bearing wheel housed in the tool slide, is compressed to the O/D of the Pipe by 2 x 150lb springs, ensuring an even, accurate weld prep and root face, by tracking the O/D contour of the pipe especially advantageous for large diameters and heavier wall thicknesses.

**For Cutting and Beveling of all materials of up to 120mm wall thickness.**



### Counterbore Tool Slide

The counterbore slide module accessory bolts directly to the standard tool slide and can be installed immediately upon completion of the cut and external Bevel, to remove any internal inconsistencies prior to welding. The counterbore tool slide module is available in a range of travel lengths.

## TOOLING

TAG's HSS Co range of tooling includes sever, bevel, double-bevel, compound bevel and counter bore tools. TAG tooling is available in a range of different lengths and sizes, to match tooling with application precisely.

We also offer custom designed tooling, special tool Steel, and inserts for applications not covered by our standard range.



Model	Size Range (inch)	Working Range O.D. (mm)
TSFC6	1 - 6"	25 - 168mm
TSFC8	2 - 8"	50 - 219mm
TSFC12	6 - 12"	168 - 323mm
TSFC16	10 - 16"	254 - 406mm
TSFC18	12 - 18"	323 - 457mm
TSFC20	14 - 20"	355 - 508mm
TSFC24	18 - 24"	457 - 610mm
TSFC30	24 - 30"	610 - 762mm
TSFC36	30 - 36"	762 - 914mm
TSFC42	36 - 42"	914 - 1066mm
TSFC48	42 - 48"	1066 - 1240mm
TSFC54	48 - 54"	1240 - 1372mm




\* Larger sizes available upon request








# EXAMPLES OF JOBS DONE WITH TAG SPLITFRAME CLAMSHELLS





**PIPE EQUIPMENT SPECIALISTS LTD**

## **TAG E-Z FAB PIPE CUTTING AND BEVELLING MACHINE 1" to 24"**



Tel: +44 (0)1869 324 144

**[www.TAG-PIPE.com](http://www.TAG-PIPE.com)**

E-mail: [sales@tag-pipe.com](mailto:sales@tag-pipe.com)

43





# E-Z FAB PIPE COLD CUTTING AND BEVELLING MACHINE

*O/D Locking Cold Pipe Cutting and Beveling Machines*

**RANGE: 1 to 24" o/d (30 - 620mm)**

- High speed process pipe cutting and bevelling
- UNIQUE Touch Screen NC Servo Electric Drive
- Combines accuracy with safety
- Several Automation modes
- Any material
- Customisable to your needs



The E-Z Fab is a revolutionary new cutting and bevelling system for pipes. Ideally suited, but not limited to workshops, and high productivity process environments.

The E-Z Fab utilises a similar principle to our clamshell split frame cutting and bevelling machines.

However, the rotating, working inner ring is 1 piece, and is housed in a cast outer body, meaning strength, and rigidity... and speed. Due to its stability (and hugely in part due to the awesome 1.5kw Electric Servo Motor, we'll talk about that more later...) the fact that the ring is 1 piece means that it can rotate at high speed, whilst maintaining a stable, precise cut.



Self centering locking system for rapid alignment and clamping of pipe



Built in coolant pump unit with drip tray as standard



Sealed electrical box housing all NC Controls and cabling



Range of formed cutting tools available for cutting all thicknesses of pipe and bevelling at any required angle



Pipe Cutting



Pipe Bevelling





# E-Z FAB PIPE COLD CUTTING AND BEVELLING MACHINE

## Touch Screen:

The E-Z FAB has been fitted with a Powerful 1.5KW Delta Servo Motor with Delta NC control, This enables ease of use with all Functions touch screen, We have used our 25 years experience to Recommended Preset speeds for Pipe size/Material as you can see below this enables very quick and easy set up with no human error.

The Numerically Controlled (NC) Servo Motor offers unrivalled power and cut speeds, from a touch screen Delta control system, conveniently mounted on an adjustable stalk-arm for operating ease.

The touch screen control comes with 2 Main settings: Manual, and Automatic.

The automatic option offers pre-set cut rotation speeds for pipes within each machines' range, whilst the Manual option allows the operator to adjust the speed of the machine themselves.

\*Touch screen controls can be customised during commissioning/training.



## Models Available:

Model	Working Range (inch)	Working Range O.D. (mm)	Wall Thickness (mm)
EZFABB6	1 - 6"	30 - 170	1 - 40
EZFABB8	2 - 8"	70 - 220	1 - 40
EZFAB12	6 - 12"	170 - 320	1 - 40
EZFAB16	10 - 16"	270 - 420	1 - 40
EZFAB20	14 - 20"	370 - 520	1 - 40
EZFAB24	18 - 24"	470 - 620	1 - 40

## Example Cutting and Beveling Times:

Pipe Size	Pipe SHD	Wall Thickness mm	Pipe Material	Pre-set Speed	Cutting and Beveling Time
2 inch	SHD40	4mm	Carbon	50rpm	2 minutes
2 inch	SHD40	4mm	S/S	50rpm	2 minutes
4 inch	SHD40	4mm	Carbon	40rpm	2 minutes
4 inch	SHD40	4mm	S/S	30rpm	2 minutes
6 inch	SHDXXS	22mm	Carbon	35rpm	5 minutes
6 inch	SHD40	7mm	S/S	20rpm	6 mins 20 sec
8 inch	SHD40	8mm	Carbon	30rpm	7 minutes
8 inch	SHD40	8mm	S/S	20rpm	9 minutes



**PIPE EQUIPMENT SPECIALISTS LTD**

## **TAG HIGH SPEED, CNC PIPE CUTTING AND BEVELLING MACHINE**





# TAG HIGH SPEED, CNC PIPE CUTTING AND BEVELLING MACHINE

RANGE: 2 to 24" (50 - 610mm)

## FEATURES

- A high speed pipe cutting and bevelling machine, CNC controlled with simple pre-set programmes
- For high productivity pipeline prefabrication, cutting and bevelling or cutting and **double** bevelling simultaneously
- Both front and back hydraulic clamping systems, with automatic self centering
- Built-in automatic recycling coolant system, increasing the life and performance of the tools
- Automatic height up/down adjustment on the pipe conveyor system to set the pipe to the correct centre height of the machine.
- Independent servo motor driven conveyor to move the pipe backward and forwards to the desired cut position
- All cutting and bevelling operations are CNC controlled, via simple settings on the touch screen. The cutting tool will automatically feed into the cut and bevel and will automatically retract at the end of the cut and bevel. The feed rate of the cutting tools can also be adjusted automatically by the CNC programme, dependant on the pipe diameter, wall thickness and material.
- The machine can be used for all materials including super duplex, Carbon Steel, Stainless Steel and alloy Steel pipes, any angle of bevel can be produced such as 'U', 'V' and 'Y'.
- High speed cutting and bevelling e.g. 10" x 23mm wall thickness cut and bevelled.  
Time: **3 minutes**



## TECHNICAL PARAMETER

MODEL	CAPACITY (mm / inch)	RATED POWER (kw)	ROTATING SPEED (rpm)	UP/DOWN (mm)	TOOL STROKE (mm)	WALL THICKNESS (mm)
TCNCCB 12	50 - 325 / 2 - 12"	10.45	0 - 50	200	100	Single Operation Stainless Steel 20 Carbon Steel 25 Multi Operation 50
TCNCCB 16	130 - 450 / 5 - 16"	12.45	0 - 42	200	100	
TCNCCB 24	300 - 610 / 12 - 24"	17	0 - 35	200	100	



Cutting and Bevelling Tool




Pipe End Bevelling



Pipe Conveyor System



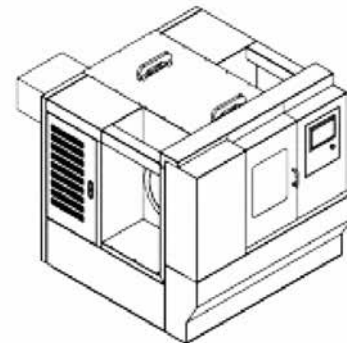
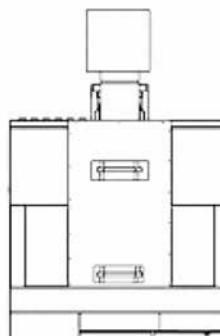
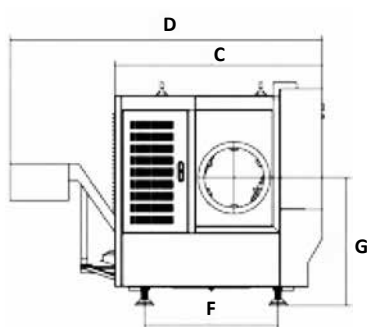
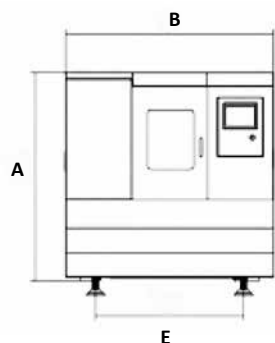
Double hydraulic clamping system  
font and rear of cut



Double Cutting and Bevelling  
simultaneously

## DIMENSION

MODEL	DIMENSIONS						
	A	B	C	D	E	F	G
TCNCCB 12	1750	1736	1710	2616	1240	1120	900 - 1100
TCNCCB 16	1750	1740	1740	2616	1240	1120	950 - 1200
TCNCCB 24	1950	1940	1940	2816	1440	1440	950 - 1200







# TAG PIPECUT ORBITAL PIPE SAW (OPS) R SERIES

*Bench or Stand Mountable Orbital Pipe Saw*

**RANGE: ¼ to 12" (6mm - 300mm O/D)**

- **Functions:** Straight cutting of pipes  
External Beveling
- **Materials:** Any kind of Steel and Exotic Alloy
- **Power:** Electric (110v or 220v)

TAG bench orbital pipe saws are the low-cost and practical solution to cut and bevel almost all types of metal pipe. Cutting is executed by manually rotating the machine around the pipe. The pipe is cut with one single rotation. It is powered by a powerful and sturdy electric motor equipped with speed regulator. The pipe saws produce a square, burr-free cut that does not require any further dressing.

## FEATURES AND ADVANTAGES

A cam system engages the blade into the cutting position upon initial rotation. The blade is then effortlessly rotated around the pipe by the operator making the cutting of pipes a more productive, less labour intensive process.

The prismic locking jaw system ensures 100% square clamping of the pipe, to ensure a 100% square cut.

The prism jaws are available for working with exotic materials, such as Stainless Steel, where potential contamination issues from dissimilar materials is unacceptable.

The pipe is secure clamped by the rotation of a square drive, with the removeable handle provided.



TECHNICAL FEATURES

MODEL	OPSR4	OPSR6	OPSR8	OPSR12
Pipe OD	¼" - 4½"	3" - 6"	6" - 8"	8" - 12"
Wall Thickness	1mm - 8mm	2mm - 10mm	2mm - 10mm	2mm - 10mm
Motor	1600w	1600w	1600w	1600w
Blade RPM	150 - 250	150 - 250	150 - 250	150 - 250
Voltage / Frequency	110/220v 50/60Hz	110/220v 50/60Hz	110/220v 50/60Hz	110/220v 50/60Hz
Net Weight	76kg	88kg	104kg	127kg

The TAG Pipe OPS ‘R’ Series are supplied with a quick release base, ideal for on-site applications, where the saw may need to be in several locations throughout a project.

BLADES

CARBON STEEL



STAINLESS STEEL



BEVELLING







# TAG PIPECUT ORBITAL PIPE SAW

*Manual or Motorised Orbital Pipe Saws*

**RANGE: 1 - 24" (20 - 630mm)**

TAG's Pipecut Orbital Pipe Saws (OPS) are the practical solution to cut and bevel almost all types of metal pipe.

Cutting is executed with a high speed toothed blade that is then rotated around the pipe.

THE OPS Range utilise a 4, or 6 point (depending upon model) O/D self centering pipe clamping system, ensuring the pipe is held firm and square for the best cut results.

The pipe is cut precisely with one single rotation.

Cutting rotation is performed manually, by the Operator, or via an Extremely powerful Servo Motor with NC control offering almost infinite speed adjustment.

Whether in manual, or automatic form, the OPS pipe saws produce a square, burr-free cut that requires no further dressing.

The TAG pipe saws are also available with an optional trolley to enable ease of transport around the workshop.







## BLADES

### CARBON STEEL



### STAINLESS STEEL



### BEVELLING



AUTOMATIC	MANUAL	WORKING RANGE I.D. (mm)	WALL THICKNESS (mm)	BLADE ROTATIONS PER MINUTE (rpm)
OPSA120	OPSM120	20 - 121mm	1 - 10mm	150 - 225
OPSA170	OPSM170	30 - 170mm	1 - 10mm	150 - 225
OPSA220	OPSM220	60 - 225mm	1 - 10mm	150 - 225
OPSA320	OPSM320	140 - 330mm	1 - 10mm	150 - 225
OPSA420	OPSM420	215 - 420mm	1 - 10mm	150 - 225
OPSA520	OPSM520	315 - 520mm	1 - 10mm	150 - 225
OPSA620	OPSM620	346 - 630mm	1 - 10mm	150 - 225



**RANGE: 1 - 12" (optional up to 24")**

- **Function:** Cutting up to 45° inclination
- **Material:** Any kind of Steel
- **Power:** Pneumatic or Electric

Note: The light weight construction and ease of set up and operation makes it ideal for site work applications. It is capable of cutting most materials including Stainless Steel.



Pipe locking vice for 1" to 6". Adjustable blade position to cut angles from 90° to 45°. Stop feeding stroke included in the standard equipment.



Chain vice for 4" to 12". Stop feeding stroke included in the standard equipment.



Electric



Pneumatic



660 x 209 x 98 mm

TECHNICAL SPECIFICATION			
		E-Z Pipe Saw	E-Z Pipe Saw E
Locking tube range	mm	25 - 323 o/d	25 - 323 o/d
Recommended working range	inch o/d	1 - 12"	1 - 12"
Torque	kgm	19.0	27.0
Max operating temperature	°c	55	55
Max noise level	dB	75	75
Pneumatic motor power	hp	1.33	-
Air consumption	cfm	55 - 60	-
Air working pressure	psi	90	-
Air hose connection	inch	¾"	-
Electric motor power	watt	-	1400 (adj)
Alimentation	volt	-	220
Frequency	Hz	-	50
Idel Speed	strokes/min	300	450
Unit weight	kg	11.0	9.0
Packing dimensions	mm	640 x 280 x 130	640 x 280 x 130
Packing weight	kg	16	14



**PIPE EQUIPMENT SPECIALISTS LTD**

## **PLATE BEVELLING MACHINES**



**RANGE: Thickness 1.5mm upwards / Bevel Angle: from 20° to 60°**  
**Max Bevel Width: 16mm / Max Radius: 5mm**

- **Materials:** Any kind of Steel, Aluminium, Brass or Plastics
- **Power:** 110 or 220v or Pneumatic

Note: For the deburring of outer and inner outlines, bevelling, milling of radii and bore holes as from 20mm Ø.

Especially developed to produce clean visible edges and to prepare welds.

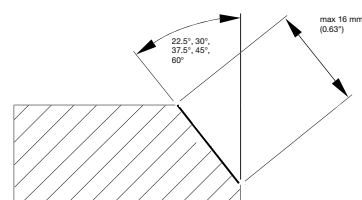
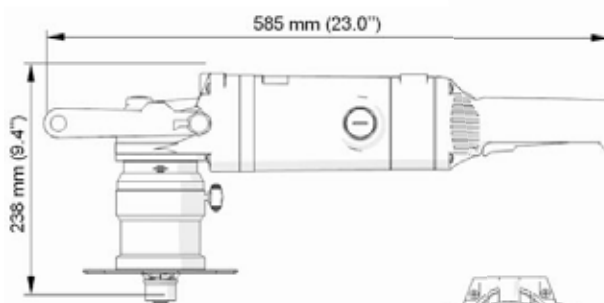
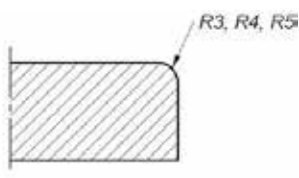
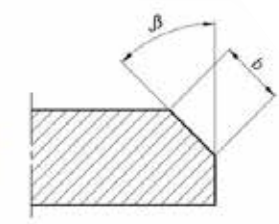
- Tool-less adjustment of bevel height
- Handy and powerful
- For construction Steels, Stainless Steels, Aluminium and other materials
- Multiple indexable insert holder 45° (optional 30°)
- Also for radii R = 2.5



Bevel Milling Head



Radius Milling Head



TECHNICAL SPECIFICATION	
Power Supply	230V /110v 50-60 Hz
Motor	2200W
Motor speed	1800-5850 rpm
Minimal diameter of countersinking	40 mm
Bevelling with radius	R3, R4, R5
Maximal bevel width	@ 45° (b) 16 mm
Feed	0,5 - 10 m/min (Manual)
Bevelling angles	20°, 22.5°, 30°, 37.5°, 45°, 50°, 55° and 60° (other angles upon request)
Plate thickness	minimum 1.5 mm
Dimensions	585 x 156 x 238 mm
Weight	10 kg

**RANGE: Thickness 6 to 60mm / Bevel Angle: from 0° to 60° / Max Bevel Width 21mm**

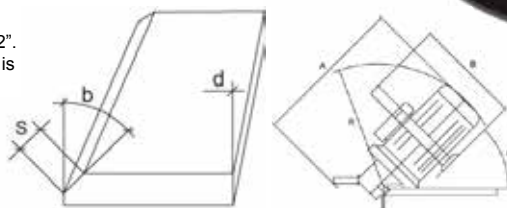
- **Materials:** Any kind of Steel and Aluminium.
- **Power:** 110 or 220v

Note: The PMM200 - is a new generation, easy to use, portable, heavy duty machine designed for bevelling Steel plates prior to welding. This bevelling machine is fitted with a monoblock milling head containing 10, offset inserts, allowing smooth operation and exceptional efficiency. One set of inserts can last for up to 2000 meters of bevelled Steel edge and allows to work with an output around 1.5 meters/minute (depending on the amount of the metal being removed).

The PMM200 incorporates many safety features. It has a state of the art electronic control module protecting the operator, machine and tools. It is equipped with guide rolls, which make it easy and light to operate.



Pipe bevelling possible with no accessories up to 12".  
An optional attachment for bevelling up to 24" pipe is also available



A mm (")	B mm (")	R mm (")	S mm (")	Dmin mm (")	a (°)	b (°)	g (°)	d = 0°	weight kg (lbs)
420 16 9/16	330 13	305 12	0-20 0-3/4	150 6	45-75	15-60	75-30	yes	20.0 43



Mono block milling head, with 10 indexable inserts fixed with screws.



Continuous angle adjustment from 0 to 60 degrees.



Plate facing-off



Plate beveling

#### TECHNICAL SPECIFICATION

Power Supply	1,1 KW, 110v or 230v
Motor	Inductive with increased start-up current
Motor speed	2.820 rpm
Tooling	Integral milling head with 10 square inserts
Standard angles range	0° - 60°
Optional functions	Plate facing
Plate Thickness	minimum 6 mm
Dimensions	480 x 420 x 360 mm
Weight	20 kg



**RANGE: Thickness 6 to 60mm / Bevel Angle: from 0° to 60° / Max Bevel Width 21mm**

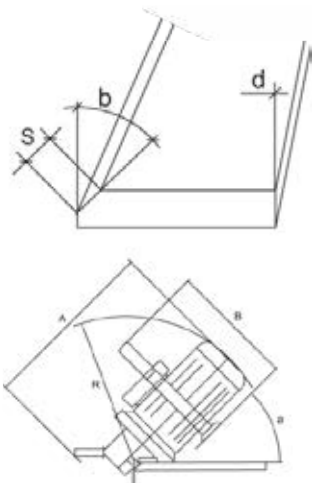
- **Materials:** Any kind of Stainless Steel. Will prep all other Steels also.
- **Power:** Electric 110 or 220v

Note: The PMM200SS is designed to work on Stainless Steel with its new Powerful slow speed motor, The PMM200SS also has guide Plate with guide rolls made of Stainless Steel, The PMM200SS is easy to use, portable, heavy duty machine designed for bevelling Steel/ Stainless Steel plates prior to welding.

This bevelling machine features a new single milling head equipped with 10 square, indexable inserts makes machining process far more efficient and much less operator fatiguing smooth operation and exceptional efficiency.

Capable of bevelling around 1.5 meters/minute (depending on the amount of the metal being removed).

The PMM200SS incorporates many safety features. It has a state of the art electronic control module protecting the operator, machine and tools. It is equipped with guide rolls, which make it easy and light to operate. Vibration insulation protects both the operator and electronics against vibration



Pipe bevelling possible with no accessories up to 12".  
An optional attachment for bevelling up to 24" pipe is also available



Mono block milling head, with 10 indexable inserts fixed with screws.



Continuous angle adjustment from 0 to 60 degrees.



Plate facing-off



Plate bevelling

A mm (")	B mm (")	R mm (")	S mm (")	Dmin mm (")	a (°)	b (°)	g (°)	d = 0°	weight kg (lbs)
420 16 9/16	330 13	305 12	0-20 0-3/4	150 6	45-75	15-60	75-30	yes	20.0 43

TECHNICAL SPECIFICATION	
Power Supply	1,1 KW, 110v or 230v
Motor	Inductive with increased start-up current
Motor speed	2.820 rpm
Tooling	Integral milling head with 10 square inserts
Standard angles range	0° - 60°
Optional functions	Plate facing
Plate Thickness	minimum 6 mm
Dimensions	480 x 420 x 360 mm
Weight	20 kg

**RANGE: 6 to 40mm Plate Thickness up to 18mm Bevel Width**

- **Functions:** Bevelling of Steel plates
- **Materials:** Any kind of Steel and Exotic Alloy
- **Power:** Electric. 3 phase

The Plate Bevel Pro 18 machine gives you a clean bevelled weld ready surface with no thermal distortion, saving time and money. This model offers automatic self feeding of the plate when bevelling small strips, or, once positioned on a large plate will travel along the edge to the end with no requirement for intervention by the operator.

The Plate Bevel Pro 18, once mounted onto the plate, will propel itself along automatically, producing the bevel as it goes.

This makes the Plate Bevel Pro 18 perfect for large plates, as there is very little requirement for intervention from the operator.

## FEATURES AND ADVANTAGES

The Plate Bevel Pro 18 can also be mounted onto a table for the bevelling of small pieces. The self feeding milling tool will drive the material through the machine while it bevels, so the operator just needs to insert the plate into, and remove the plate from, the machine.

The Plate Bevel Pro 18 is also capable of bevelling radii and curved plate, such as a pre rolled vessels or heat exchangers.



BEVEL CHART		
Bevel Angle (a)	Max Width Across Bevel (L)	
	Carbon Steel	Stainless Steel
22½°	18 mm	13 mm
30°	18 mm	15 mm
37½°	17 mm	12 mm
45°	16 mm	12 mm
55°	14 mm	10 mm

TECHNICAL SPECIFICATION	
Power Supply	380* / 50 / 3 (Volts / Hz / Phase)
Bevelling speed	3 Surface metres / min
Electric motor power	0.80 Kw
Min. plate width	2.75" / 70 mm
Plate thickness	¼" - 1 ½" / 6 - 40 mm
Bevel angles	22½° to 55°
Weight	104kg



# PLATE BEVEL PRO 28

*Portable, Self Feeding Plate Beveling Machine*

**RANGE: 8 to 50mm Plate Thickness up to 26mm Bevel Width**

- **Functions:** Beveling of Steel plates
- **Materials:** Any kind of Steel and Exotic Alloy
- **Power:** Electric. 3 phase

The Plate Bevel Pro 28 machine gives you a clean bevelled weld ready surface with no thermal distortion, saving time and money. This model offers automatic self feeding of the plate when beveling small strips or, once positioned on a large plate will travel along the edge to the end with no requirement for intervention by the operator.

The Plate Bevel Pro 28, once mounted onto the plate, will propel itself along automatically, producing the bevel as it goes.


This makes the Plate Bevel Pro 28 perfect for large plates, as there is very little requirement for intervention from the operator.

## FEATURES AND ADVANTAGES

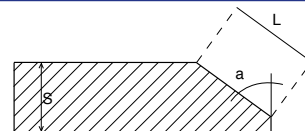
The Plate Bevel Pro 28 can also be mounted onto a table for the beveling of small pieces. The self feeding milling tool will drive the material through the machine while it bevels, so the operator just needs to insert the plate into, and remove the plate from, the machine.

The Plate Bevel Pro 28 is also capable of beveling radii and curved plate, such as a pre rolled vessels or heat exchangers.

The pipe is secure clamped by the rotation of a square drive, with the removeable handle provided.



**BEVEL CHART**



Bevel Angle (a)	Max Width Across Bevel (L)	
	Carbon Steel	Stainless Steel
22½°	26 mm	22 mm
30°	26 mm	22 mm
37½°	22 mm	18 mm
45°	22 mm	18 mm
55°	20 mm	18 mm

**TECHNICAL SPECIFICATION**

Power Supply	380* / 50 / 3 (Volts / Hz / Phase)
Beveling speed	2 Surface metres / min
Electric motor power	2.2 Kw
Min. plate width	3.54" / 90 mm
Plate thickness	⅝" - 2" 8 - 50 mm
Bevel angles	22½° to 55°
Weight	340kg



**RANGE: 8 to 60mm Plate Thickness up to 45mm Bevel Width**

Automatic milling machine, this machine process plate automatically with high efficiency; completely cold cutting, non-oxidation on the surface; for the milling cutter, the finish on the surface is satisfy with the requirement in welding industry; easily operate and non-pollution.

Can be used to process iron, chromium iron, fine-grained Steel, aluminum products, copper and Aluminum alloy.

Can be processed into “K”, “V”, “X” or “Y” – shaped bevel.

Can be used in engineering machinery, Steel structures, pressure vessels, shipbuilding, and the aerospace industry.



TECHNICAL SPECIFICATION				
NAME	PLATE THICKNESS	FEED SPEED (mm/min)	MAX BEVEL (mm)	ANGLE
HS45	8mm - 60mm	0 - 1500	45	10° - 60°
Power Supply	AC 400V / 50HZ			
Feed Speed Control	0 - 1500 mm / min	0 - 1500 mm / min adjustable		
Bevel Angle				10° - 60°
Bevel Width			45	
Processing Plate Thickness	8mm - 60mm			
Total Power (Two Motors)	4800W (2 x 2400W)			
Adjustable Spindle Speed	600 - 1050 rpm			
Milling Depth	32mm			
Single Milling Width	first 19mm	second 30mm	third 45mm	
Min Plate Width	70mm			
Net Weight	300kg			










**PIPE EQUIPMENT SPECIALISTS LTD**

## **PORTABLE OXY-FUEL CUTTING MACHINES**



Tel: +44 (0)1869 324 144

**[www.TAG-PIPE.com](http://www.TAG-PIPE.com)**

E-mail: [sales@tag-pipe.com](mailto:sales@tag-pipe.com)



# **E-Z PIPECUT MANUAL**

*Manual Chain Driven portable oxy-fuel cutting machine*

TAG's E-Z Pipecut portable oxy-fuel cutting and bevelling chain driven machines are the economical solution for cutting and bevelling pipe from 5 - 50mm upwards. The E-Z Pipecut is small and compact, strong and reliable, used by contractors, welders and pipe fitters, equally at home, on-site or in the workshop.

The TAG E-Z Pipecut portable oxy-fuel cutting and bevelling machine is a straight forward hand operated compact chain - driven pipe cutting machine that provides a smooth, accurate cutting action by incorporating a low gear ratio and worm wheel drive.

The unit also features a quick release clutch. This allows the operator to disengage the chain from the drive cog for rapid set up and positioning.

The bevelling head angle (45°) can be set quickly and accurately by scale on a rack and pinion.



## Guide Band

For guaranteed square cuts and bevels on pipe diameters larger than 600mm we recommend the selection of the optional guide band system to suit the relevant pipe size(s).

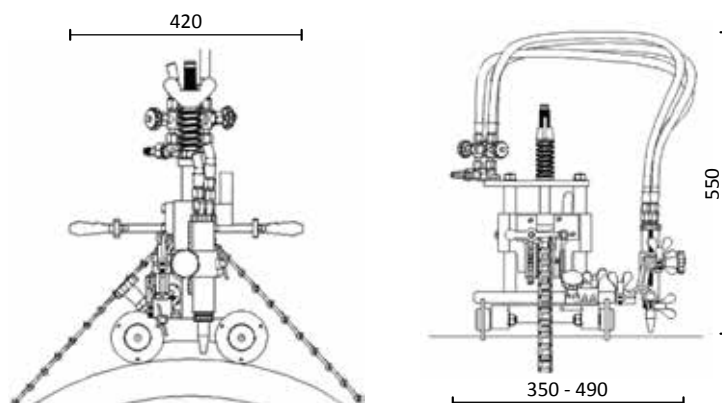


## TECHNICAL SPECIFICATION

Part No	EZPCM
Power Supply	Manual driven unit
Pipe Diameter	up to 600mm (in standard configuration)
Wall Thickness	5 - 50mm
Torch	Universal nozzle-mix torch suitable for all nozzle-mix cutting nozzle
Cut/Bevel Angle	Variable up to 45°
Vertical Torch +/-	50mm
Lateral Torch +/-	100mm
Track Width	230mm
Weight	8.5kg / 18.7lbs
Dimensions	350(l) x 420(w) x 550 (h)mm

## Scope of Delivery

Cutting machine E-Z Pipecut Manual  
Cutting nozzles (5 - 30mm)  
Standard chain for cutting pipe  
diameter of 114 - 600mm  
Operation Instructions



TAG's E-Z Pipecut is also available as an automatic motor driven model. Driven around the pipe with a with speed adjustable remote control, once the speed is set correctly to the wall thickness of the pipe the E-Z Pipecut Auto portable oxy-fuel cutting machine will cut and bevel the pipe without the need for intervention from the operator.

The E-Z Pipecut Auto portable oxy-fuel cutting machine can also be used for cutting exotic materials such as Stainless Steel, by converting from oxy-fuel to a plasma system (plasma torch holder available on request).



#### Guide Band

For guaranteed square cuts and bevels on pipe diameters larger than 600mm we recommend the selection of the optional guide band system to suit the relevant pipe size(s).



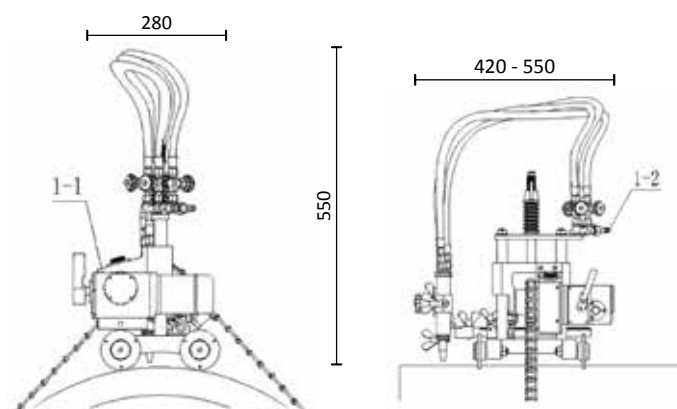
#### TECHNICAL SPECIFICATION

Part No	EZPCA1: 110v / EZPCA2: 220v
Power Supply	230v / 110v / 50 - 60Hz
Pipe Diameter	Up to 600mm (in standard configuration)
Wall Thickness	5 - 50mm
Torch	Universal nozzle-mix torch suitable for all nozzle-mix cutting nozzle
Cut/Bevel Angle	Variable up to 45°
Vertical Torch +/-	50mm
Lateral Torch +/-	100mm
Track Width	230mm
Cutting Speed	50 - 1150mm/min
Weight	16kg / 36lbs
Dimensions	420(l) x 280(w) x 550 (h)mm

#### Scope of Delivery

Pipe cutting machine E-Z Pipecut Auto  
Standard chain for cutting pipe diameter of 114 - 600mm  
Cutting nozzle (5 - 30mm)  
Connecting lead (5m)  
Remote control  
Transformer 110v - 220v  
Operation Instructions

#### Remote Control






# **E-Z PIPECUT MAGNETIC** *Electric Driven Magnetic portable oxy-fuel cutting machine*

TAG's E-Z Pipecut portable oxy-fuel cutting machine and bevelling machines are the economical solution for cutting and bevelling pipe from 350mm upwards. The E-Z Pipecut portable oxy-fuel cutting machine is small and compact, strong and reliable, used by contractors, welders and pipe fitters, equally at home on site or in the workshop.

Two sets of magnetic, electrically driven roller wheels are housed inside the body of the TAG E-Z Pipecut Magnetic portable oxy-fuel cutting machine, these rollers (offering a magnetic absorbability force of over 50kg) ensure the machine stays in contact with the pipe as it travels around the circumference, cutting and bevelling as it goes.

The TAG E-Z Pipecut Magnetic Machine is rugged yet light weight, so ideal for general use on the job site, or in the workshop.



TECHNICAL SPECIFICATION	
Part No	EZPCMA1: 110v / EZPCMA2: 220v
Power Supply	110v / 220v
Pipe Diameter	350mm upwards
Wall Thickness	5 - 50mm
Torch	Universal nozzle-mix torch suitable for all nozzle-mix cutting nozzle
Cut/Bevel Angle	Variable up to 45°
Vertical Torch +/-	50mm
Lateral Torch +/-	100mm
Track Width	50 - 780mm/min
Weight	20kg / 18.7lbs
Dimensions	350(l) x 310(w) x 280 (h)mm

## Scope of Delivery

Pipe cutting machine E-Z Pipecut Magnetic  
 Universal nozzle-mix torch suitable for all nozzle-mix cutting nozzle  
 Gas hoses  
 Power cable  
 Cutting nozzle (5 - 30mm material thickness)  
 Operation Instructions

# **E-Z PIPECUT PIPE HOLE CUTTER** *Electric Driven portable oxy-fuel cutting machine*

The TAG E-Z Pipecut portable oxy-fuel cutting machine is ideally suited for cutting high precision T-joint circles including any hole that crosses the side of the pipe for piping systems, high-pressure vessels and heat exchangers.

In addition to cutting circles and bevel in flat plate, the machine can cut a vessel from the inside or outside, the machine is designed to do straight or bevel cutting of the hole.

## H-Lever Handle

The up/down interlock unit employs a trigonometry function generating mechanism to ensure higher bevel accuracy than conventional crank mechanism; very easy to set up with just two adjustments.

## Rotating Gas Manifold

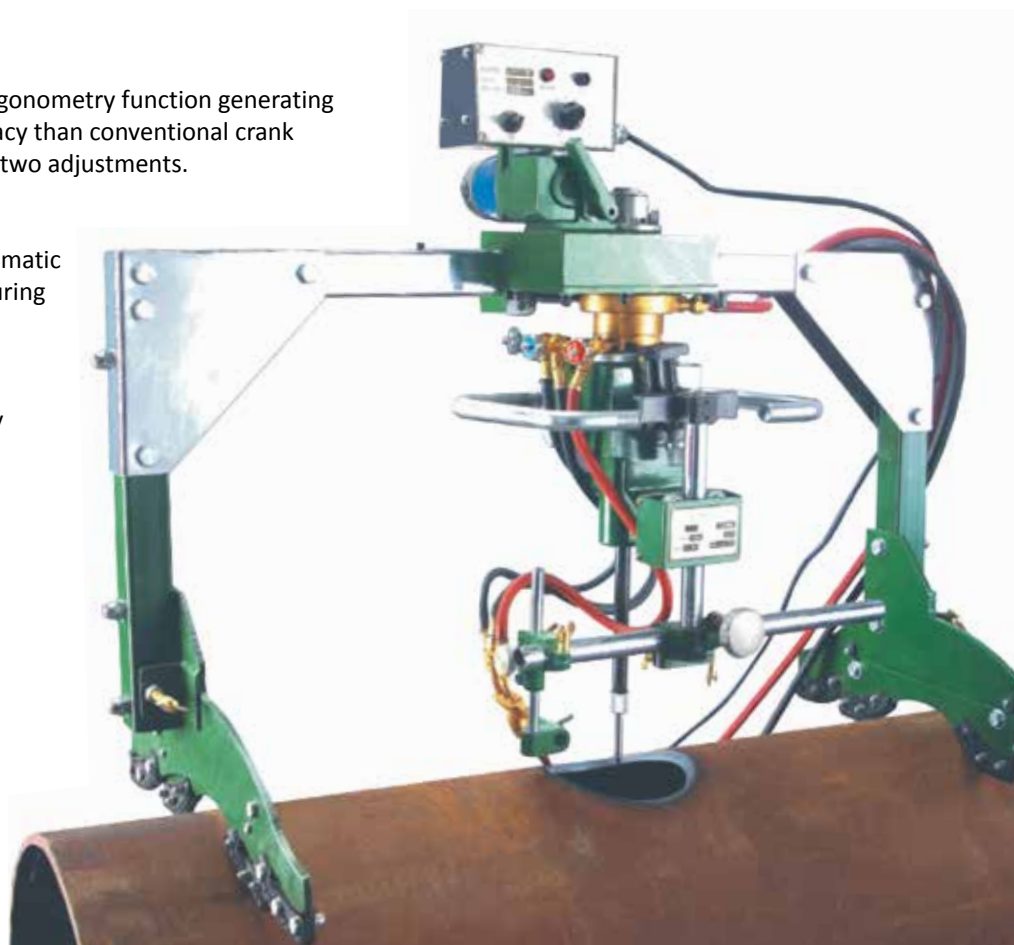
Keeps hoses from becoming tangled automatic  
Tip stand off - ensures higher accuracy during  
bevel cutting

## On/Off Drive Clutch

Position cutting tip accurately and quickly

## Flat Circle Bevel Cutting

Can be used to cut circles in flat plate  
with a bevelled edge



TECHNICAL SPECIFICATION	
Part No	EZPHC601: 110v / EZPHC602: 220v
Power Supply	110v / 220v
Pipe Diameter	80mm - 600mm
Wall Thickness	5 - 50mm
Torch	Universal nozzle-mix torch suitable for all nozzle-mix cutting nozzle
Cut/Bevel Angle	Variable up to 45°
Vertical Torch +/-	0 ~ 100mm (torch)
Lateral Torch +/-	40 ~ 300mm (torch)
Track Width	0.14 - 1.2 m/min
Weight	49kg / 95lbs
Dimensions	1060 x 560(w) x 820 (h)mm

## Scope of Delivery

E-Z Pipecut including support leg  
Cutting nozzle (5 - 30mm material thickness)  
Power cable  
Operation Instructions



# E-Z PIPECUT SHORT SADDLE MACHINES

*Portable cutting machines for forming shape profiles on pipe ends*

Our short saddle machines are the only single piece, short saddle machine on the market, providing you with consistently square and accurate cuts - cut after cut - year after year.

Our short saddle machines can be used for **oxy-fuel cutting**, **plasma** or **water** jet cutting - either perpendicular with or parallel to the pipe. They are designed to be dropped on the pipe like a saddle or slipped on from the end.

Our one-piece design is narrower than other machines, which allow for using a smaller area of pipe where clamping space is limited. The torch can be positioned closer to the valves and other obstacles because the saddle is shorter than any other saddle-type machine.

These machines can either be hand cranked or motor driven around the pipe.



## One piece solid cast Aluminium saddles

Special Aluminium alloy castings of our single piece saddles substantially resist stress, warpage and other effects of extreme heat and cold.

## Sturdy precision ring gear


Rotating ring gears and retaining cap rings are precision machined to ensure consistently straight and square rotation of the torch arm around the pipe.

## Here's what our short saddle really means

The torch can be positioned closer to valves and other obstacles on pipe with our short saddle because the saddle is shorter than any other saddle-type machine.

MACHINE MODEL		MSA	1SA	2SA	3SA	4SA	5SA	6SA	8SA
Pipe Size	inch	1½ - 4	3 - 8	6 - 12	12 - 20	20 - 26	24 - 30	28 - 36	40 - 48
	mm	38 - 102	76 - 203	152 - 305	305 - 508	508 - 660	610 - 762	711 - 914	1016 - 1219
Net Weight	lbs	10	16½	26	49½	78	105	180	210
	kg	4.5	7.4	11.7	22.3	35.4	47.6	81.6	95.3
Shipping Weight	lbs	13	21	32	67	125	140	220	255
	kg	5.9	9.5	14.5	30.4	56.7	63.5	99.8	115.7
Manual	std	std	std	std	std	std	std	std	std
Motorised	opt	opt	opt	opt	opt	opt	opt	opt	opt
Out of Round	-	-	-	opt	opt	opt	opt	opt	opt
Rack Adjustable	opt	opt	opt	opt	opt	opt	opt	opt	opt
Double Torch	opt	opt	opt	opt	opt	opt	opt	opt	opt
Shape Cutting	opt	opt	opt	opt	opt	opt	opt	opt	opt
Storage Box	opt	opt	opt	opt	opt	opt	opt	opt	opt
Short Saddle	std	std	std	std	std	std	std	std	std
Cutting Torch	opt	opt	opt	opt	opt	opt	opt	opt	opt





## ADDITIONAL ATTACHMENTS

### Contour cutting attachment and shape templates

Consistent, accurate contours and angles can be cut quickly with TAG Pipe's contour cutting attachment. It allows lateral movement of the torch along the axis of the pipe, precisely following the selected shape of the template.

### Double torch arm

This accepts two torch carrier assemblies and two standard oxyacetylene machine torches to make adjacent cuts or bevels simultaneously.

### Rack-adjustable machine torch holder

Provides horizontal and vertical rack adjustments, and lead and lag adjustments.

### Out-of-round pipe attachment

This keeps the torch at a constant pre-set distance from the pipe wall, despite dents, warps and other imperfections.

Choose TAG Pipe's short saddle flame-cutting/bevelling machine for the most precise cuts on the market with a portable machine.





# E-Z PIPECUT NC PIPE CUTTING MACHINE

The TAG E-Z Pipecut NC Pipe Cutting machine is an NC pipe cutting machine for cutting shapes and concurs in pipes. The machine is easy to use and comes with standards cutting shapes for T-Pipe Cutting, Elbow Pipe Cutting, Saddle Pipe Cutting etc.

The TAG E-Z Pipecut NC Pipe Cutting machine comes standard with the TAG NC controller that allows you to use the standard pre-set loaded shapes witch you can change to your own sizes. The machine comes standard with CAD/CAM software to make your own cutting programs but gives also the opportunity to up-load your existing cutting drawings in to the TAG NC controller.

The TAG E-Z Pipecut NC Pipe Cutting machine comes standard for plasma cutting process, as option available oxy-fuel conversion kit.

## Minimal lead-time:


No delivery lead-time

On-demand production

## Flexibility in production:

Re-designing of pipes at any time


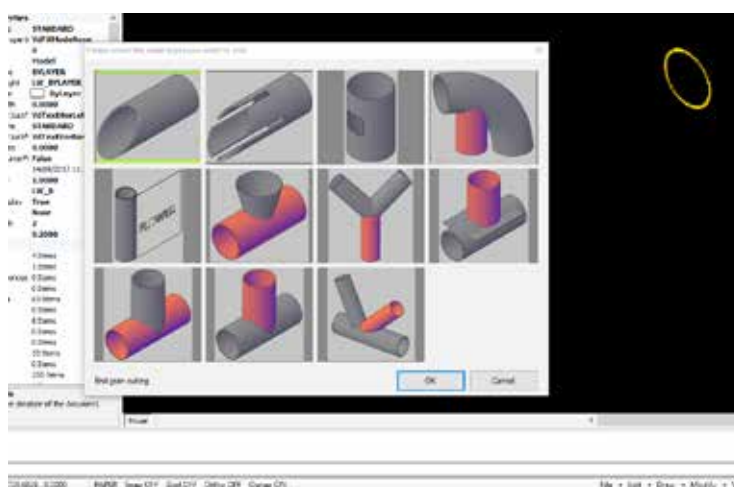
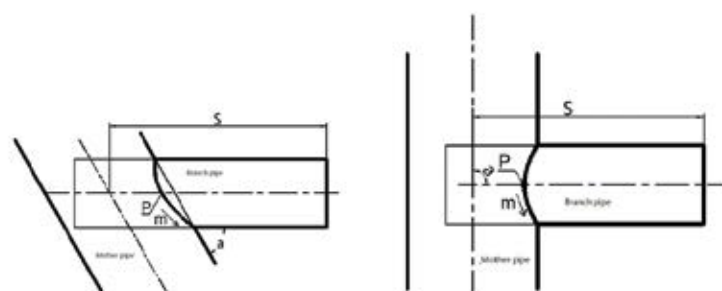
Production of parts based on fitting to the actual final-product (not only depending on drawing)



TECHNICAL SPECIFICATION	
Display	7 inch colour LCD display, 800 * 480 resolution
Speed	2400 mm/min X - Y axes independent in use
Storage	4GB storage capacity
Drive	Step motor drive
Cross-bar	Rack and pinion 1500 mm length with linear guiding
Power	220V
Signal	Arc Volt Divider 50:1
USB	Flash drive connection for loading TXT NC cutting files
Shapes	24 pre-set adjustable cutting shapes / auto nesting
Process	Air Plasma / Oxy-Fuel Universal comparable with all air plasma power sources Oxy-Fuel Universal nozzle mix torch holder
Diameter	24" (600 mm) pipe diameter chain standard
Cutting thickness	20 mm plasma*
Cutting thickness	50 mm oxy-fuel

### Scope of delivery

E-Z Pipesut NC Pipe Cutting machine body  
NC controller  
Plasma torch holder  
24" (600 mm) adjustable chain  
CAD/CAM software





# E-Z CUT STRAIGHT LINE PORTABLE OXY-FUEL CUTTING MACHINE

## Single, dual or welding option

E-Z Cut Straight Line portable oxy-fuel cutting machine can be provided with 1 or 2 universal nozzle-mix torch suitable for all nozzle-mix cutting nozzle.

TAG-100 torch set suitable for straight cutting and bevel cutting up to 45°

TAG-200 torch set suitable for straight cutting X, Y bevel positive and negative up to 45°

## Step less Drive System

Maximum reliability in most heavy duty environment Not affected by intense heat and fluctuating voltage, the maximum driving mechanism ensures steady traveling.

## Single Cone Step less Drive System


Ensures extremely smooth speed transition, speed micro-adjustment and constant travel speed, which provides the E-Z Cut Straight Line portable oxy-fuel cutting machine to achieve sharp, fine cuts with a variety of cutting angels.

Each TAG torch set is specially designed for the purpose, ensuring the maximum results.

E-Z Cut Straight Line portable oxy-fuel cutting machine can be used with or without rail.

Extendable 72" (1.8m) track sections - Multiples can be purchased and fitted to increase the cutting length.

Available in 110v or 220v power supply.



## TECHNICAL SPECIFICATION

Part No	EZSC1: 110v / EZSC2: 220v
Power Supply	230v / 110v / 50 - 60Hz
Drive System	Single cone step less drive system
Wall Thickness	5 - 100mm
Torch	Universal nozzle-mix torch suitable for all nozzle-mix cutting nozzle
Cut/Bevel Angle	Variable up to 45°
Guide Track	1.8m lengths
Cutting Speed	50 - 800mm/min
Weight	9.5kg / 21lbs
Dimensions	350(l) x 140(w) x 175 (h)mm

## Scope of Delivery

E-Z Cut Straight Line portable oxy-fuel cutting machine body

Selected torch (TAG-100, TAG-200)

Power cable

Cutting nozzle (5 - 30mm material thickness)

Operation Instructions





# E-Z CUT HD STRAIGHT LINE OXY-FUEL PORTABLE CUTTING MACHINE

*Heavy duty straight line portable oxy-fuel cutting machine for flat plate use only*

The TAG E-Z Cut heavy duty oxy-fuel portable cutting machine can be used for multiple cutting varieties and is known for maximum reliability in most heavy duty environment.

The TAG E-Z Cut heavy duty oxy-fuel portable cutting machine comes standard with double cone step less drive system. Speed control mechanism of The TAG E-Z Cut heavy duty oxy-fuel portable cutting machine has adopted double cone step less drive system which functions a condenser motor rotating at constant speed (1500rpm @50Hz) to prevent heat and voltage problems from occurring.

Because no reduction gear is employed in the mechanism, any knocking from backlash, noise or vibration does not take place. 50kg maximum loading weight with entire use of heat-resisting grease, high temperature soldering and minimal electrical component.

The TAG E-Z Cut heavy duty oxy-fuel portable cutting machine is reliable and durable for long continuous operation. Also the condenser motor rotating at a constant low speed prolongs the service life of bearing and maintains the machine condition for a long period of time.

## Selectable torch set and rails


The TAG E-Z Cut heavy duty oxy-fuel portable cutting machine can be delivered as standalone body or can be provided with different torch settings.

TAG-100 universal nozzle-mix torch suitable for all nozzle-mix cutting nozzle, torch set suitable for straight cutting and bevel cutting up to 45°.

TAG-200 universal nozzle-mix torch suitable for all nozzle-mix cutting nozzle, torch set suitable for straight cutting and bevel X, Y and positive and negative up to 45°.

Extendable 72" (1.8m) track sections multiples can be purchased and fitted to increase the cutting.

Available in 110v or 220v power supply.



TECHNICAL SPECIFICATION	
Part No	EZHD1 110v / EZHD2 220v
Cutting thickness	5 - 100mm
Cutting speed	80 - 800mm/min
Torch	Universal nozzle-mix torch suitable for all nozzle-mix cutting nozzle
Cut/Bevel Angle	Straight, I, Y and X bevel*
Weight	11.5kg / 25.3lbs with TAG-100 torch 16kg / 35.2lbs with TAG-200 torch
Length	Total length 440mm

\*Depending on the selected torch setting

## Scope of Delivery

Machine body  
Power cable  
Tip support  
Hexagon bolt (2 pcs)  
Operation Instructions



# **E-Z CURVE SERIES** *Portable Automatic Hand Cutting Torch*

TAG's E-Z Curve Series is a portable oxy-fuel hand held oxy-fuel cutting machine with an integrated drive system, ignition device and Start-Stop-function for pre-heating flame. It ensures highest cut quality in vertical, circular and shape cutting as well as bevelling.

Besides cutting of flat surfaces it is also possible to perform curved contours on vertical surfaces like I-beams, pipes and bended plates. Thanks to the low weight of 3.5kg E-Z Curve Series can be used as simple as an ordinary hand cutting torch. TAG's E-Z Curve Series comes with auto ignition, one click gas shut off, flame pre-set valves.

## Standard all positions drives

High efficiency performance the drive switch is linked to the cutting oxygen valve causing simultaneous operation of cutting oxygen and drive power. Cutting attachments quickly changed for all types of cutting applications.

## E-Z Curve TAG kit

The E-Z Curve TAG kit is a complete kit that will give the operator a variety of cutting options and solutions for optimal performance and comes standard with the following items:

- E-Z Curve body including universal nozzle-mix torch suitable for all nozzle-mix cutting nozzle
- Small circle cutting attachment 30 - 120mm
- Bevel cutting attachment variable up to 45°
- Straight cutting attachment
- Guide lever
- AC adaptor with cable
- Cutting nozzles up to 30mm
- Standard tool set
- Steel carrying case



TECHNICAL SPECIFICATION	
Part No	EZCTK
Power Supply	AC 100 - 240v
Cutting thickness	5 - 30mm
Cutting speed	150 - 530mm/min
Ignition	Automatic ignition
Torch	Universal nozzle-mix torch suitable for all nozzle-mix cutting nozzle
Cut/Bevel Angle	Straight, circle and bevel cutting variable up to 45°
Weight	3.5kg / 7.7lbs
Length	Total length 550mm

## Scope of Delivery

E-Z Curve body including universal nozzle-mix torch suitable for all nozzle-mix cutting nozzle

Small circle cutting attachment 30 - 120mm

Bevel cutting attachment variable up to 45°

Straight cutting attachment

Guide lever


AC adaptor with cable

Cutting nozzles up to 30mm

Standard tool set

Steel carrying case

Operation Instructions





# E-Z CUT 3D

*3D Shape portable oxy-fuel cutting machine*

The E-Z Cut 3D portable oxy-fuel cutting machine can cut in versus angle and shapes. From flat to curved and shaped surfaces, including channel, pipes and vessels, shipbuilding, plate and angled Steel. The E-Z Cut 3D portable oxy-fuel cutting machine is very compact and light, easy to handle and transport, making it ideal for ship, vessel, dome and tank/building or repair.

## Features and Benefits

### All position oxy-fuel cutting

Cuts flat, bended, or twisted Steel plates in all positions and directions.

### Permanent magnet rails

Secures rail to plate; allows the rail to be used vertically.

### Clutch lever

Allows quick positioning of machine on rail.

### Amazingly light weight

Only 4.5kg and compact; machine can be carried easily to anywhere.


### 3D 1000mm long, Extendable Flex Track

Ideal for making straight and curved cuts in 1, 2 and 3D. Extendable track enables cutting of long, shaped and contoured Steel but with 1500 (60") - 2000mm (80") minimum curve radius.

The 3D 1000 mm flex track rail is made out of specialized rubber that can handle the heat coming out from the oxy-fuel cutting process. The track comes standard with 5 permanent magnets.

E-Z Cut 3D Portable Oxy-fuel Cutting Machines can be used for the following gas-mix:  
Acetylene / Propane / Natural / Ethylene / Mapp

Available in 110v or 220v power supply.



TECHNICAL SPECIFICATION	
Part No	EZC3D1: 110v / EZC3D2: 230v
Power Supply	230v / 110v / 50 - 60 Hz
Driving method	Rack and pinion
Wall Thickness	5 - 50mm
Torch	Universal nozzle-mix torch suitable for all nozzle-mix cutting nozzle
Cut/Bevel Angle	Variable up to 45°
Min. Curve length	2000mm rad. 60°
Speed Control	Dial - Infinitely Variable
Guide Track	3D 1000mm expendable magnetic track
Cutting Speed	150 - 700mm/min
Weight	5 kg / 11lbs
Dimensions	190(l) x 195(w) x 140(h)mm







PIPE EQUIPMENT SPECIALISTS



## MANIPULATION AND AUTOMATION EQUIPMENT

We are proud to introduce **PES (Pipe Equipment Specialists BVBA)** as a wholly owned subsidiary of **TAG-PIPE** based in Belgium.

**PES** are engaged in a continuous research and development program to provide welding automation and manipulation equipment and systems geared to the fast changing needs of the welding industry for welding and cladding/overlay.

**PES** has partnerships with some of the world's leading companies in their respective fields and offers cross-integration solutions, consultancy and training activities.

**PES** are specialist manufacturers, designers, innovators and integrators of a wide range of manipulation and automation equipment for fabrication workshops and on site activities.

[www.PES-EUROPE.com](http://www.PES-EUROPE.com)



PIPE & INDUSTRIAL TOOLS

## PIPE RIGGING EQUIPMENT

We are proud to introduce **B&B Pipe and Industrial Tools LLC** a sister company of **TAG-PIPE** based in Houston, Texas, USA.

**B&B** are engaged in mirroring business activities of **TAG-PIPE**, however, in addition, manufacture their own range of Pipe Rigging Rollers and Slings that we are pleased to promote on their behalf outside of North and South America.



[www.BBPIPETOOLS.com](http://www.BBPIPETOOLS.com)



## HEAT EXCHANGER, BOILER AND TUBE BUNDLE EQUIPMENT

**TAG-PIPE** is proud to be the UK's Exclusive/Sole Distributor of the **Maus Italia** range of Tube Tools for both the production and maintenance of Heat Exchangers, Condensers, Boilers and Tube Bundles.

### Products Include:

- Tube Expanders
- Tube Expanding Machines
- Tube Cutting Tools and Machines
- Tube Rolling Machines
- Tube Pulling Tools and Machines
- Tube to Tube sheet Welding Technology
- Tube Bundle Extraction, Cutting and Transportation Equipment



[www.MAUSITALIA.IT](http://www.MAUSITALIA.IT)



## PIPE EQUIPMENT SPECIALISTS LTD PIPE TOOLS CATALOGUE

### PIPE ALIGNMENT CLAMPS



### PIPE STANDS AND ROLLERS



### PIPE PURGING EQUIPMENT



### PURGE MONITORS



### LAYOUT AND MARKING TOOLS



### PIPE STOPPERS





## PIPE EQUIPMENT SPECIALISTS LTD

# INDEX

<b>TAG Pipe Alignment Clamps.....</b>	<b>79</b>	<b>TAG Pipe Purging Equipment .....</b>	<b>107</b>
TAG E-Z Fit Red Pipe Clamp .....	80	Why Purge? .....	108
TAG E-Z Fit Gold Pipe Clamp .....	81	TAG Purge Bag System.....	110
TAG E-Z Fit Single Chain Pipe Clamps .....	82	TAG Rapid Purge™ System.....	112
TAG E-Z Fit Mini Chain Clamps.....	83	TAG Heat Resistant Purging Systems .....	114
TAG E-Z Fit Double Chain Pipe Clamps .....	84	TAG Double Seal Systems .....	116
TAG E-Z Fit Spider Internal Clamps .....	86	TAG Flange Double Seal Systems.....	118
TAG Cage Clamps.....	88	TAG Gas Cylinders.....	119
TAG Rim Clamps .....	90	TAG Handy Purge 100 Self Calibrating Weld Purge Monitor.....	120
<b>TAG Pipe Stands and Rollers .....</b>	<b>91</b>	TAG Handy Purge Pro 5 Weld Purge Monitor .....	122
TAG Tri Pipe Stands.....	92	TAG Pro Purge 1 Weld Purge Monitor .....	123
TAG Duo Pipe Stands .....	94	TAG Trailing Shields .....	124
TAG Quattro Pipe Stands .....	96	<b>TAG Pipe Stoppers .....</b>	<b>125</b>
TAG UNO Pipe Stands .....	98	TAG Expanding Pipe Stoppers.....	126
TAG Tri Chain Vice Stand.....	98	TAG Inflatable Pipe Stoppers .....	128
TAG Mega Pipe Stand 3 Ton.....	99	TAG Custom Stoppers.....	130
TAG Mega Pipe Stand 5 Ton.....	99	<b>TAG Layout and Marking Tools.....</b>	<b>131</b>
TAG Mega Pipe Stand 8 Ton.....	100	TAG Rotary Earth Clamp .....	132
TAG Mega Pipe Block.....	100	TAG Wrap-a-round Pipe Wraps.....	132
TAG High Pipe Stand .....	101	TAG Fit Pins.....	133
TAG Pipe Cart.....	101	TAG Magnetic Universal Level .....	133
TAG Pipe Buggy.....	102	TAG Centering Head .....	133
TAG Pipe Dolly .....	102	TAG Contour Marker.....	134
TAG Pipe Cradles and Slings.....	103	TAG Radius Marker .....	134
TAG Roller Stands (Light Duty).....	103	TAG Flange Square.....	134
TAG Roller Stands (Heavy Duty).....	104	TAG Handy Point Plus Tungsten Grinder.....	135
TAG Quick Change Rollers.....	104	TAG Pro Point Plus Tungsten Grinder .....	136
TAG Pipe Rack Rollers .....	105	<b>Our Partnerships .....</b>	<b>137</b>
TAG Pipe Launchers .....	106		
TAG 1 Ton Pipe Rotator.....	106		








PIPE EQUIPMENT SPECIALISTS LTD


## PIPE ALIGNMENT CLAMPS



# **E-Z FIT RED PIPE CLAMP**

*Pipe welding clamp 1 - 12" o/d*

- Quick and E-Z to use
- Ultra robust design, ideal for site work
- Stainless Steel contact points as standard
- Sliding T-bar Handle for ease of use and secure clamping
- Fine adjustment screws for quick fit-up
- Light weight for overhead work



## Sizes Available

PART NO.	PIPE DIAMETER RANGE (INCH)	PIPE DIAMETER (MM)	CLAMP WEIGHT (KG / LBS)
EZR2	1 - 2.5"	25 - 74mm	1.5kg / 3.5lbs
EZR6	2 - 6"	50 - 170mm	4.0kg / 9.0lbs
EZR12	5 - 12"	127 - 325mm	6.7kg / 15.0lbs

## Working On Stainless Steel?

The new E-Z Fit Red Pipe Clamp can be used on Stainless Steel without any additional accessories due to the Stainless Steel feet and balls in the wing-nuts, preventing contamination of the pipe.

## E-Z Fit Red Typical Applications



**WARNING:** These E-Z Red Pipe Clamps must not be used as a lifting device, as this may result in damage or injury



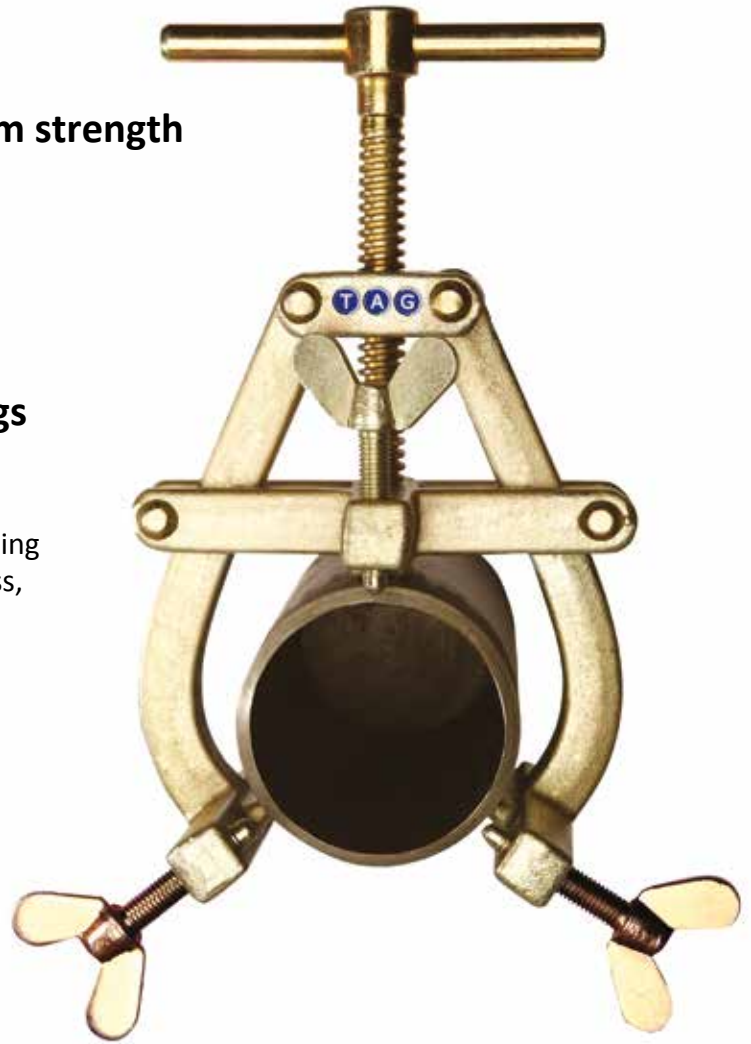
# E-Z FIT GOLD PIPE CLAMP

Pipe welding clamp 1 - 14" o/d

- Quick and E-Z to use
- Forged Steel construction for maximum strength
- Combines accuracy with safety
- Instant centering
- Five size range options
- Wing bolts with Stainless Steel bearings

## Optional Extras

Stainless Steel covers can be fitted quickly to the clamping feet. This makes all contact points of the clamp Stainless, thus eliminating contamination of the pipe.



## Sizes Available

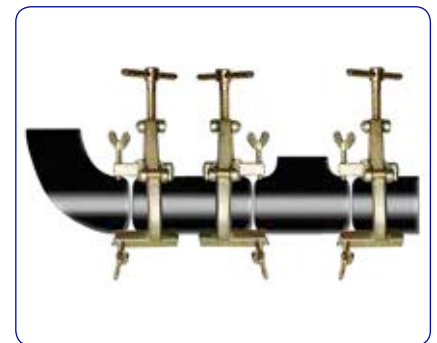
PART NO.	PIPE DIAMETER RANGE (INCH)	PIPE DIAMETER (MM)	CLAMP WEIGHT (KG / LBS)
EZG3	1 - 3"	20 - 90mm	1.4kg / 3lbs
EZG5	2 - 5"	50 - 150mm	3kg / 7lbs
EZG7	3 - 7"	90 - 195mm	3.3kg / 7.5lbs
EZG9	5 - 9"	125 - 245mm	7kg / 15.5lbs
EZG14	9 - 14"	225 - 370mm	9kg / 20lbs

## Stainless Steel Covers and Screw

PART NO.	PIPE CLAMP SIZE (INCH)
EZG3SS	1 - 3"
EZG5SS	2 - 5"
EZG7SS	3 - 7"
EZG9SS	5 - 9"
EZG14SS	9 - 14"



## E-Z Fit Gold Typical Applications



**WARNING:** These E-Z Gold Pipe Clamps must not be used as a lifting device, as this may result in damage or injury





## Range: 1 - 72"

Our E-Z Fit Pipe Chain Clamps have been designed to offer the welder/pipe fitter the best of both worlds.

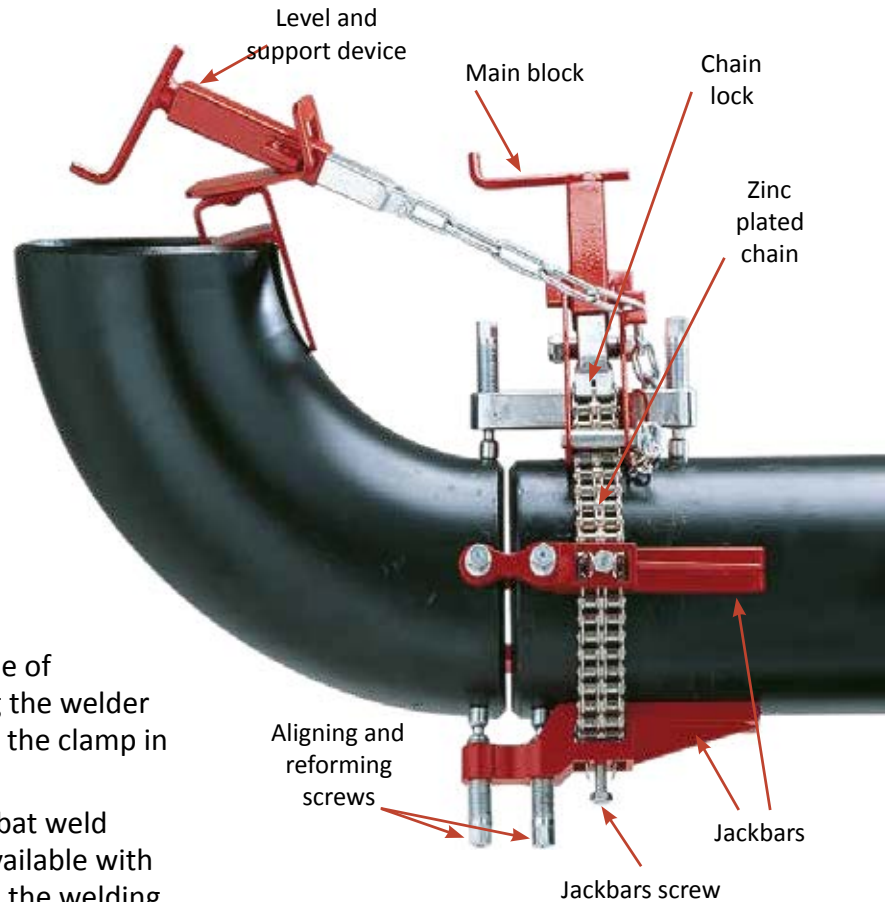
A robust pipe clamp with the strength to align and reform, that is also light weight and easy to operate.

Traditional methods for aligning heavy wall pipe, such as ratchet cable pullers, lugs and bottle jacks are time consuming and inconsistent in the results they achieve, making them unsuitable for the majority of critical alignment applications.

One clamp can fit up a variety of sizes of pipes, elbows, tees, flanges end caps and most other pipe fittings (using the level and support device supplied).

The heavy duty high rise Jackbars and main block provide the strength to reform the pipe either side of the weld gap to eliminate "Hi-Lo", whilst enabling the welder to weld the entire circumference of the pipe with the clamp in situ.

Our chain and screws are zinc passivated, to combat weld spatter and corrosion. All E-Z Chain Clamps are available with Stainless Steel contact points and chain to enable the welding of exotic materials with no risk of contamination.




## Features and Advantages:

- **Precision Alignment** - The double Jackbars, spaced around the outside diameter of the pipe, provide concise alignment and reforming of the internal or external diameters of both pipes within 0.5mm
- **Extremely Tough** - Reforms pipes on both sides of the weld joint to Schedule 40 pipe and aligns any wall schedule of pipe, elbows, tees and other fittings
- **Adaptable** - The Chain Clamp can be used to align, and reform elbows, tees and other fittings that a cage clamp can not manage. One Chain Clamp covers the range of eight (8) cage clamps
- **High Rise Independent Jackbars** - Double Jackscrew 'high rise' Jackbars have extra clearance enabling easy access with welding torch/rod. Each Jackscrew has independently pivoting feet to cope with uneven surfaces
- **Safe** - Elbows, tees and other fittings can be held safely and securely in place during alignment with the level and support device




## E-Z Fit Pipe Chain Clamp Versatility

Some examples of fit-ups with the E-Z Fit Pipe Chain Clamp. Each clamp is supplied with all accessories to carry out any fit-up and includes a Steel storage box.



### E-Z Fit Pipe Chain Clamps Include:

- Length of chain required for the pipe range
- Double Jackscrew Jackbars listed for the pipe range
- Main block
- Fine adjustment
- Level and support device
- Jackscrew wrench
- Parts and operating manual
- Metal storage box
- Come fully assembled ready to use



### Sizes Available

PART NO.	PIPE DIAMETER RANGE (INCH / MM)	NO. OF Jackbars	REFORMS PIPE TO SCHEDULE	ALIGNS PIPE TO SCHEDULE	SHIPPING WEIGHT (KG / LBS)
EZSCC12	1 - 12" / 25 - 320mm	3	40	80	12kg / 27lbs
EZSCC12SS	1 - 12" / 25 - 320mm	3	40	80	12kg / 27lbs
EZSCC20	4 - 20" / 102 - 500mm	7	40	80	33kg / 72lbs
EZSCC20SS	4 - 20" / 102 - 500mm	7	40	80	33kg / 72lbs
EZSCC36	10 - 36" / 254 - 914mm	8	40	80	67kg / 144lbs
EZSCC36SS	10 - 36" / 254 - 914mm	8	40	80	67kg / 144lbs
EZSCC54	10 - 54" / 254 - 1372mm	13	40	80	82kg / 180lbs
EZSCC54SS	10 - 54" / 254 - 1372mm	13	40	80	82kg / 180lbs
EZSCC72	10 - 72" / 254 - 1829mm	16	40	80	90kg / 199lbs
EZSCC72SS	10 - 72" / 254 - 1829mm	16	40	80	90kg / 199lbs

\* Larger sizes available upon request



## E-Z FIT MINI CHAIN CLAMP

*Efficient, quick and easy to use*

The new mini chain clamp is ultra light weight, robust and easy to use comes with 4 Jackbars enabling light duty pipe alignment from 0.5 - 8".

PART NO.	PIPE DIAMETER (INCH / MM)	NO. OF Jackbars	SHIPPING WEIGHT
EZMCC8	0.5 - 8" / 12 - 210mm	4	1.7kg / 3.8lbs





# E-Z FIT DOUBLE CHAIN PIPE CLAMPS

*Ultra heavy duty double chain reforming alignment clamp*

**Range: 10 - 240"**



The E-Z Double Chain Clamp is an extra heavy duty clamp designed for alignment and reforming of pipes and vessels up to 20' (6M) with up to schedule 80 wall thickness. The double chain clamp will align pipes with any wall schedule.

Our specialised triple Jackscrew heavy duty Jackbars and double chain lock devices can deal with the most difficult of reforming jobs with operational ease.

The extra heavy duty Jackbars and double main block provide the strength to accomplish reforming jobs on pipe wall thicknesses that other clamps simply cannot. Models 10 - 36" to 10 - 54" come with level and support device and all other models come with cable hoist.

The E-Z Fit Double Chain Clamps are available as Stainless Steel models with Stainless Steel contact points and chain to enable the welding of exotic materials with no risk of contamination. All clamps are supplied in their own durable storage cases.


Clamps can also be supplied with an optional torque wrench to apply the correct tension to the chain (150nm). This allows the exact required tension to be applied to the chain.



Heavy duty Jackbars for arduous aligning and reforming jobs

## Features and Advantages:

- **Precision Alignment** - The double Jackbars, spaced around the outside diameter of the pipe, provide accurate alignment and reforming of the internal or external diameters of both pipes within 0.5mm
- **Extremely Tough** - Reforms pipes on both sides of the weld joint to schedule 80, aligns all wall schedules, elbows, tees and other fittings
- **Adaptable** - The Chain Clamp can be used to align, and reform elbow, tees and other fittings that a cage clamp cannot cope with. One Chain Clamp covers the range of up to 100 cage clamps
- **Extra Heavy Duty Independent Jackbars** - Enable the operator to form the pipe to the required shape. Each Jackbar has three (3) independently pivoting Jackscrews to cope with uneven surfaces
- **Versatile** - Elbows, tees and other fittings can be aligned with the level and support device






### E-Z Fit Double Chain Clamp includes:

- Length of chain required for the pipe range
- Extra heavy duty Jackbars listed for the pipe range
- Number of Main blocks listed for the pipe range
- Two (2) fine adjustments
- Level and support device  
(larger clamps supplied with cable hoist)
- Jackscrew wrench
- Operating instructions

### Optional:

- Torque wrench
- Carbon or Stainless Steel spacing screws
- Additional Jackbars and Jackscrews
- Additional Chain



### Sizes Available

PART NO.	PIPE DIAMETER RANGE (INCH / MM)	NUMBER OF Jackbars	NUMBER OF MAIN BLOCKS	SHIPPING WEIGHT (KG / LBS)
EZDCC10-36	10 - 36" / 254 - 915mm	9	1	100kg / 220lbs
EZDCC10-36 SS	10 - 36" / 254 - 915mm	9	1	100kg / 220lbs
EZDCC10-48	10 - 48" / 254 - 1220mm	12	1	126kg / 278lbs
EZDCC10-48 SS	10 - 48" / 254 - 1220mm	12	1	126kg / 278lbs
EZDCC10-54	10 - 54" / 254 - 1375mm	14	1	136kg / 300lbs
EZDCC10-54 SS	10 - 54" / 254 - 1375mm	14	1	136kg / 300lbs
EZDCC10-60	10 - 60" / 254 - 1525mm	16	1	149kg / 328lbs
EZDCC10-60 SS	10 - 60" / 254 - 1525mm	16	1	149kg / 328lbs
EZDCC10-72	10 - 72" / 254 - 1830mm	20	1	176kg / 387lbs
EZDCC10-72 SS	10 - 72" / 254 - 1830mm	20	1	176kg / 387lbs
EZDCC10-84	10 - 84" / 254 - 2135mm	24	2	200kg / 442lbs
EZDCC10-84 SS	10 - 84" / 254 - 2135mm	24	2	200kg / 442lbs
EZDCC10-96	10 - 96" / 254 - 2440mm	28	2	226kg / 498lbs
EZDCC10-96 SS	10 - 96" / 254 - 2440mm	28	2	226kg / 498lbs
EZDCC10-108	10 - 108" / 254 - 2745mm	32	2	251kg / 554lbs
EZDCC10-108 SS	10 - 108" / 254 - 2745mm	32	2	251kg / 554lbs
EZDCC10-120	10 - 120" / 254 - 3050mm	36	2	277kg / 610lbs
EZDCC10-120 SS	10 - 120" / 254 - 3050mm	36	2	277kg / 610lbs
EZDCC10-132	10 - 132" / 254 - 3355mm	39	2	299kg / 660lbs
EZDCC10-132 SS	10 - 132" / 254 - 3355mm	39	2	299kg / 660lbs
EZDCC10-144	10 - 144" / 254 - 3715mm	42	2	322kg / 710lbs
EZDCC10-144 SS	10 - 144" / 254 - 3715mm	42	2	322kg / 710lbs
EZDCC10-168	10 - 168" / 254 - 4270mm	48	3	367kg / 810lbs
EZDCC10-168 SS	10 - 168" / 254 - 4270mm	48	3	367kg / 810lbs
EZDCC10-192	10 - 192" / 254 - 4880mm	54	3	410kg / 910lbs
EZDCC10-192 SS	10 - 192" / 254 - 4880mm	54	3	410kg / 910lbs
EZDCC10-216	10 - 216" / 254 - 5490mm	60	3	455kg / 1010lbs
EZDCC10-216 SS	10 - 216" / 254 - 5490mm	60	3	455kg / 1010lbs
EZDCC10-240	10 - 240" / 254 - 6100mm	66	3	500kg / 1110lbs
EZDCC10-240 SS	10 - 240" / 254 - 6100mm	66	3	500kg / 1110lbs


\* Larger sizes available upon request



## SPIDER CLAMP - SERIES 400

Popular Model

This model has two independent expanding clamps, allowing independent alignment of two hollow cylindrical components of different diameters. The bottom expanding clamp is inserted and clamped in the pipe by means of the knob. Then the other part (e.g. a flange) is placed over the top expanding clamp and clamped by means of the hand-bar. This model is specially suited for heavy parts. Locating rails are available in Stainless Steel.




PART NO.	CLAMPING RANGE (MM)	WEIGHT (KG / LBS)
400-1 / 400-1SS*	54 - 140mm	1.25kg / 3lbs
400-2 / 400-2SS*	85 - 220mm	3.6kg / 8lbs
400-3 / 400-3SS*	120 - 350mm	10.5kg / 23lbs
400-4 / 400-4SS*	180 - 520mm	27kg / 60lbs
400-5 / 400-5SS*	400 - 900mm	39kg / 86lbs

\* SS = Stainless Steel

## ELBOW SPIDER CLAMP - SERIES 500

Popular Model

This model with two independent clamps is used for clamping flanges of all kinds and similar parts to elbows and pipe-bends of various diameters. The lower expanding clamp has strong gripping feet which insert into the bend and are tightened by means of the knob. The top expanding clamp is tightened by means of the handbar in the flange.



PART NO.	CLAMPING RANGE(MM)	WEIGHT (KG / LBS)
500-1 / 500-1SS*	54 - 115mm	1kg / 3lbs
500-2 / 500-2SS*	85 - 195mm	3.3kg / 7lbs
500-3 / 500-3SS*	120 - 315mm	9.5kg / 21lbs
500-4 / 500-4SS*	180 - 520mm	23.1kg / 51lbs

\* SS = Stainless Steel

For quick and accurate alignment of pipes of equal or differing diameters on a common centre line. Automatic diameter compensation. There's no need to make additional adjustments. All parts stay easily accessible for welding.



PART NO.	CLAMPING RANGE (MM)	WEIGHT (KG / LBS)
100-1 / 100-1SS*	10 - 70mm	2.1kg / 5lbs
100-2 / 100-2SS*	40 - 140mm	5.9kg / 13lbs
100-3 / 100-3SS*	75 - 330mm	26kg / 57.5lbs

\* SS = Stainless Steel

### LINEAR CLAMP - SERIES 200

For quick and accurate alignment and clamping of flanges, nozzles, short pipe sections to pipes and cylindrical tanks. Wedge shaped clamps provide automatic compensation even for parts with greatly differing diameters. Clamps are available in Stainless Steel.




PART NO.	CLAMPING RANGE (MM)	WEIGHT (KG / LBS)
200-1 / 200-1SS*	15 - 19mm	0.20kg / 0.7lbs
200-2 / 200-2SS*	16 - 20mm	0.20kg / 0.7lbs
200-3 / 200-3SS*	19 - 25mm	0.25kg / 0.9lbs
200-4 / 200-4SS*	24 - 32mm	0.50kg / 1lbs
200-5 / 200-5SS*	31 - 40mm	0.50kg / 1lbs
200-6 / 200-6SS*	38 - 52mm	1.25kg / 3lbs

\* SS = Stainless Steel

### SPIDER CLAMP - SERIES 302

For clamping pipes of equal diameter or as a clamp with only one expanding clamping part.



PART NO.	CLAMPING RANGE (MM)	WEIGHT (KG / LBS)
302-1 / 302-1SS*	54 - 140mm	1.1kg / 2lbs
302-2 / 302-2SS*	85 - 220mm	2.5kg / 6lbs
302-3 / 302-3SS*	120 - 350mm	6kg / 13lbs
302-4 / 302-4SS*	180 - 520mm	14kg / 31lbs
302-5 / 302-5SS*	400 - 940mm	20kg / 44lbs

\* SS = Stainless Steel





# CAGE CLAMPS

*Size specific rapid locking external alignment pipe clamps*

Cage Clamps are the cost effective method to quickly align a single size of pipe. There are three versions available; manual, ratchet and hydraulic. These are available in two styles, either "Tack" or "No Tack". The tack type has straight cross bars and is removed from the pipe before final welding. The more popular no tack model has arched cross bars to permit a 90% circumferential weld without removing the clamp.

## Manual Cage Clamps Range: 4 - 24"

The TAG Manual Cage Clamps are available in sizes ranging from 4 - 24". The Cage clamp is designed to achieve rapid alignment of two pieces of pipe prior to welding.

- Will not back off while weld is being made
- Simple and easy to use



## Ratchet Cage Clamps Range: 20 - 80"

The TAG Ratchet Type External Line-up Clamp is very strong and accurate, but is also light weight with standard No-tack arched cross bars.

- Precision Acme Threads ensure great strength and ease of operation
- Will not back off while weld is being made
- Mechanism is enclosed to prevent dirt or mud
- Standard 1" ratchet handle fits all sizes



## Hydraulic Cage Clamps Range: 20 - 80"

Up to 80" external No-tack type line-up clamps, lines up pipe for weld to enable the maximum weld to be made without moving the clamp, hand toggle or powerful hydraulic for accurate alignment.

- Hydraulic jack capacity 5 - 20 ton.
- Specials upon request



## Manual Cage Clamps - Sizes Available

PART NO.	PIPE SIZE RANGE (INCH / MM)	SHIPPING WEIGHT (KG / LBS)
MCC4	4" / 102mm	8.6kg / 19lbs
MCC6	6" / 152mm	14.4kg / 32lbs
MCC8	8" / 203mm	14.9kg / 33lbs
MCC10	10" / 254mm	23kg / 51lbs
MCC12	12" / 305mm	23.9kg / 53lbs
MCC14	14" / 356mm	31.5kg / 70lbs
MCC16	16" / 406mm	45.9kg / 102lbs
MCC18	18" / 457mm	49.5kg / 110lbs
MCC20	20" / 508mm	54kg / 120lbs
MCC24	24" / 610mm	56.7kg / 126lbs

*\* Larger and odd sizes available upon request*

## Ratchet Cage Clamps - Sizes Available

PART NO.	PIPE SIZE RANGE (INCH / MM)	SHIPPING WEIGHT (KG / LBS)
RCC20	20" / 508mm	54kg / 120lbs
RCC24	24" / 610mm	57kg / 126lbs
RCC28	28" / 711mm	67kg / 148lbs
RCC30	30" / 762mm	72kg / 160lbs
RCC32	32" / 813mm	77kg / 170lbs
RCC34	34" / 864mm	82kg / 181lbs
RCC36	36" / 914mm	87kg / 192lbs
RCC40	40" / 1016mm	97kg / 214lbs
RCC42	42" / 1067mm	102kg / 225lbs
RCC48	48" / 1219mm	117kg / 258lbs
RCC54	54" / 1372mm	153kg / 337lbs
RCC60	60" / 1524mm	167kg / 368lbs
RCCH	Ratchet Handle	2.7kg / 6lbs

*\* Larger and odd sizes available upon request*

## Hydraulic Cage Clamps - Sizes Available

PART NO.	PIPE SIZE RANGE (INCH / MM)	SHIPPING WEIGHT (KG / LBS)
HCC20	20" / 508mm	54kg / 120lbs
HCC24	24" / 610mm	57kg / 126lbs
HCC28	28" / 711mm	67kg / 148lbs
HCC30	30" / 762mm	72kg / 160lbs
HCC32	32" / 813mm	77kg / 170lbs
HCC34	34" / 864mm	82kg / 181lbs
HCC36	36" / 914mm	87kg / 192lbs
HCC40	40" / 1016mm	97kg / 214lbs
HCC42	42" / 1067mm	102kg / 225lbs
HCC48	48" / 1219mm	117kg / 258lbs
HCC54	54" / 1372mm	153kg / 337lbs
HCC60	60" / 1524mm	167kg / 368lbs
HCCHJ	Hydraulic Jack	9kg / 20lbs

*\* Larger and odd sizes available upon request*



Designed for aligning and reforming pipes with extreme tensile strengths and capable of handling out of round wall thicknesses up to 51mm.

Jackscrews apply pressure on specific high points to precisely reform and align the pipe or shells, ideal for applications that require critical alignment. Thanks to the moveable Jackbars that can be rotated for ease of access, welding and grinding can be completed without releasing clamping pressure to prevent cracking of partially completed welds.

Heavy duty oval-shaped frame, latching mechanism, and Jackscrews give the Rim Clamp unrivalled re-forming strength and the capability to handle out of round wall thicknesses up to 51mm. All surfaces of the Rim Clamp that contact the pipe are made of Stainless Steel, eliminating the risk of contamination when working with exotic materials enabling the Rim clamp to be used in nuclear, water and other similar high purity applications. Sizes 14" and larger feature an automatic locking device to minimise the risk of operator injury.



#### Features and Advantages:

- **Extremely accurate** - fit-up on large diameter pipe, shells or vessels
- **Heavy duty** - handles out-of-round conditions up to 2" (51mm)
- **Easy alignment and reforming** - pressure can be applied to high points of the pipe or vessel to reform it to the required shape
- **Versatile** - the clamp can be used for Steel or Stainless Steel applications

#### Sizes Available

PART NO.	PIPE DIAMETER RANGE (INCH / MM)	REFORMS PIPE TO SCHEDULE	ALIGNS PIPE TO SCHEDULE	CLAMP WEIGHT (KG / LBS)
RC/12-14	12 - 14" / 305 - 356mm	80	120	54kg / 119lbs
RC/14-16	14 - 16" / 356 - 406mm	80	120	86kg / 190lbs
RC/16-18	16 - 18" / 406 - 457mm	80	120	108kg / 238lbs
RC/14-20	14 - 20" / 356 - 508mm	80	120	126kg / 278lbs
RC/18-24	18 - 24" / 457 - 610mm	80	120	158kg / 348lbs
RC/20-26	20 - 26" / 610 - 660mm	80	120	162kg / 357lbs
RC/22-28	22 - 28" / 559 - 711mm	80	120	171kg / 377lbs
RC/26-32	26 - 32" / 660 - 813mm	80	120	180kg / 397lbs
RC/30-36	30 - 36" / 762 - 914mm	80	120	189kg / 417lbs
RC/34-40	34 - 40" / 864 - 1016mm	80	120	203kg / 447lbs
RC/38-44	38 - 44" / 965 - 1118mm	80	120	221kg / 487lbs
RC/42-48	42 - 48" / 1069 - 1219mm	80	120	230kg / 507lbs
RC/44-50	44 - 50" / 1118 - 1270mm	80	120	275kg / 606lbs
RC/46-52	46 - 52" / 1168 - 1321mm	80	120	295kg / 649lbs
RC/54-60	54 - 60" / 1372 - 1524mm	80	120	338kg / 745lbs

\* *Smaller and Larger sizes available upon request*





**PIPE EQUIPMENT SPECIALISTS LTD**

## **PIPE STANDS AND ROLLERS**



Tel: +44 (0)1869 324 144

**[www.TAG-PIPE.com](http://www.TAG-PIPE.com)**

E-mail: [sales@tag-pipe.com](mailto:sales@tag-pipe.com)



# TRI PIPE STANDS

*Three-leg, height adjustable pipe stands for all pipework applications*

TAG Pipe Equipment Specialists manufactures pipe stands that have been designed to give you the highest quality at the best price.

TAG Tri Stands are constructed from box section and are available with a variety of different head styles to suit any application.

## Features and Advantages

- 1½" Square box section construction
- 1,585kg / 3,500lbs load capacity
- Choice of fixed leg base or folding leg base
- Folding legs allow for easy storage and transportation
- Comprehensive range of 9 different head styles
- Adjustable in height from 27½" - 48" (71 - 122cm)
- Independently load tested
- CE Conformity Certified with CE Mark



TPS300 - Tri Fixed Stand fitted with:  
TVH300 Standard V-Head



TPS300 - Tri Fixed Stand fitted with:  
TVH300L Large V-Head



TFS301 - Tri folding stand shown open and closed



Max 48"  
122cm

Min 27½"  
71cm

## Tri Fixed Stand (base only)



PART NO.	LOAD CAPACITY (KG / LBS)	WEIGHT (KG / LBS)	PIPE SIZE
TPS300	1,585kg / 3,500lbs	7.6kg / 17lbs	1 - 24"

## Tri V-Head



PART NO.	LOAD CAPACITY (KG / LBS)	WEIGHT (KG / LBS)	PIPE SIZE
TVH300	1,585kg / 3,500lbs	3.4kg / 7lbs	Up to 12"

## Steel Wheel Heads (slip on style)



PART NO.	LOAD CAPACITY (KG / LBS)	WEIGHT (KG / LBS)	PIPE SIZE
SWH300	450kg / 990lbs	3.4kg / 7lbs	1 - 12"
* SWH300SS	450kg / 990lbs	3.4kg / 7lbs	1 - 12"

## Nylon Wheel Heads (slip on style)



PART NO.	LOAD CAPACITY (KG / LBS)	WEIGHT (KG / LBS)	PIPE SIZE
* NWH300	450kg / 992lbs	2kg / 5lbs	1 - 12"

## Ball Transfer Heads (slip on style)



PART NO.	LOAD CAPACITY (KG / LBS)	WEIGHT (KG / LBS)	PIPE SIZE
BTH300	450kg / 990lbs	2.5kg / 6lbs	1 - 12"
* BTH300SS	450kg / 990lbs	2.5kg / 6lbs	1 - 12"

## Pipe Chain Vice Head



PART NO.	LOAD CAPACITY (KG / LBS)	WEIGHT (KG / LBS)	PIPE SIZE
PCV300	1000kg / 2205lbs	6.5kg / 14.3lbs	0.5 - 6"

## Tri Folding Stand (base only)



PART NO.	LOAD CAPACITY (KG / LBS)	WEIGHT (KG / LBS)	PIPE SIZE
TFS301	1,585kg / 3,500lbs	7.6kg / 17lbs	1 - 24"

## Large V-Head (see page 97 for Head options)



PART NO.	LOAD CAPACITY (KG / LBS)	WEIGHT (KG / LBS)	PIPE SIZE
TVH300L	1,585kg / 3,500lbs	7.6kg / 17lbs	Up to 24"

## Steel Wheel Head



PART NO.	LOAD CAPACITY (KG / LBS)	WEIGHT (KG / LBS)	PIPE SIZE
SWH350	1,000kg / 2,205lbs	4.9kg / 11lbs	1 - 24"
* SWH350SS	1,000kg / 2,205lbs	4.9kg / 11lbs	1 - 24"

## Nylon Wheel Head



PART NO.	LOAD CAPACITY (KG / LBS)	WEIGHT (KG / LBS)	PIPE SIZE
* NWH350	450kg / 990lbs	3.3kg / 7lbs	1 - 24"

## Roller/Pipe Bar Heads



PART NO.	LOAD CAPACITY (KG / LBS)	WEIGHT (KG / LBS)	PIPE SIZE
RBH300	1,000kg / 2,205lbs	4.25kg / 9lbs	n/a
PBH300	1,000kg / 2,205lbs	4.25kg / 9lbs	Up to 12"

## Stainless Steel Head (slip on style)



PART NO.	LOAD CAPACITY (KG / LBS)	WEIGHT (KG / LBS)	PIPE SIZE
* SSH300	1,585kg / 3,500lbs	1.0kg / 2lbs	1 - 12"





# DUO PIPE STANDS

*Heavy duty four leg height adjustable, pin lock pipe stands*

The Duo is height adjustable and uses quick change style heads. Designed for large diameter pipe rotation and feeding. With locking brakes on the wheels to secure the load for marking, layout or fit-up.

Now supplied with folding legs as standard for ease of use and transport and ultra safe pin locking design.

## Features and Advantages

- Load capacity 2,400kg / 5,290lbs
- Folding legs for ease of transport and storage
- Self centering head adjustment from either side
- Height adjustable 29 - 42.5" (74.5 - 108cm)
- 2 - 48" (51 - 1219 mm) pipe diameter capacity
- Quick height adjustment with additional fine thread for workpiece levelling
- 'Trued' wheels eliminate 'corkscrewing' of pipe during rotation
- Lockable wheels to hold pipe in position
- Safety pins to lock stand at working height
- CE Conformity Certified with CE Mark

The Duo Stand utilises the fine adjustment thread. This allows precise adjustment of the working height and can compensate for uneven surfaces to ensure pipe is level at all times.

The unique safety locking pins allow the Duo Stand to be fixed at the various working heights.

Final adjustment and leveling can then be made with the fine adjustment handle.



NEW  
IMPROVED  
PIN LOCK  
DESIGN



Max 108cm / 42.5"  
Min 74.5cm / 29"

# TAG DUO PIPE STAND OPTIONS

The Quick Change style heads increase the versatility of the duo stand.

The heads can be changed in a matter of seconds, without tools, to adapt to almost any applications.

Roller wheels are available in Steel, Stainless Steel or nylon. Ball transfer heads are available in Steel or Stainless Steel.

## Simple Head Changeover




1. Lift quick release tab



2. Slide forward and remove



Various height holes enable the operator to fix the stand at the required working height using the safety locking pins



Self centering adjustable heads from 2 - 48" pipe

### Base Unit Only



PART NO.	LOAD CAPACITY (KG / LBS)	WEIGHT (KG / LBS)
DPS200	2,400kg / 5,290lbs	19.5kg / 43lbs

### Pair Nylon Wheel Heads



PART NO.	LOAD CAPACITY (KG / LBS)	WEIGHT (KG / LBS)
* NWH200	450kg / 990lbs	2.2kg / 5lbs

### Pair Ball Transfer Heads



PART NO.	LOAD CAPACITY (KG / LBS)	WEIGHT (KG / LBS)
BTH200	1,450kg / 3,197lbs	3kg / 6lbs
* BTH200SS	1,450kg / 3,197lbs	3kg / 6lbs

### Pair Steel Wheel Heads



PART NO.	LOAD CAPACITY (KG / LBS)	WEIGHT (KG / LBS)
SWH200	2,400kg / 5,290lbs	3kg / 6lbs
* SWH200SS	2,400kg / 5,290lbs	3kg / 6lbs

\* Suitable for Stainless Steel



Tel: +44 (0)1869 324 144

[www.TAG-PIPE.com](http://www.TAG-PIPE.com)

E-mail: [sales@tag-pipe.com](mailto:sales@tag-pipe.com)





# QUATTRO PIPE STANDS

*Heavy duty pipe stands for large diameter and heavy wall pipe*

The Quattro heavy duty Pipe Stands are the ideal solution for heavy duty pipe handling, in the workshop or for site applications.

The Large V-Head, heavy duty base and variety of head options make the Quattro the most durable and versatile pipe stand on the market.

The Quattro stand can be used as a simple jack stand, supplied as standard with levelling pads to accommodate uneven working surfaces. Weight load tested to 2,265kg / 5,000lbs per stand.

The Quattro stands can also be supplied with lockable 8" castor wheels so pipes of up to 36" diameter and any length can be moved around a workshop or site, without the need for a crane or forklift.

## Features and Advantages

- Load capacity 2,265kg / 5,000lbs
- Variety of head options available
- Optional castor wheels for pipe transportation
- Height adjustable
- Heavy duty box section construction
- CE Conformity Certified with CE Mark



Max 112cm / 44"  
Min 82cm / 32"

QVH400 Large V-Head shown with SWH400 Steel wheels fitted

Shown with RWK400 roller wheel kit fitted



Max 92cm / 36"  
Min 61cm / 24"



Levelling pads supplied as standard

Transport pipe around the site or workshop with ease





## Base Unit (complete with levelling pads)



PART NO.	LOAD CAPACITY (KG / LBS)	WEIGHT (KG / LBS)	PIPE SIZE
QPS400	2,265kg / 5,000lbs	10kg / 22lbs	n/a

## Large V-Head



PART NO.	LOAD CAPACITY (KG / LBS)	WEIGHT (KG / LBS)	PIPE SIZE
QVH400	2,265kg / 5,000lbs	8.5kg / 19lbs	1 - 36"

## Steel and Stainless Steel Wheels

These four-wheel kits can be fitted into the QVH400 large V-Head to enable pipe to be rotated. Steel and Stainless Steel wheels are available to suit all applications.



PART NO.	LOAD CAPACITY (KG / LBS)	WEIGHT (KG / LBS)	PIPE SIZE
SWH400	1,200kg / 2,645lbs	4kg / 8lbs	1 - 36"
* SWH400/SS	1,200kg / 2,645lbs	4kg / 8lbs	1 - 36"

## Ball Transfer Head

Consists of two 1½" roller balls which can be mounted in V-Head slots for a range of up to 36" (915mm) pipe.



PART NO.	LOAD CAPACITY (KG / LBS)	WEIGHT (KG / LBS)	PIPE SIZE
BTH400	1,200kg / 2,645lbs	2.3kg / 5lbs	1 - 36"
* BTH400/SS	1,200kg / 2,645lbs	2.3kg / 5lbs	1 - 36"

## Nylon Wheel

The kit consists of four nylon wheels that can be mounted into the QVH400 Large V-Head, to enable the Quattro Stand to be used with Stainless Steel without the risk of marking the pipe.



PART NO.	LOAD CAPACITY (KG / LBS)	WEIGHT (KG / LBS)	PIPE SIZE
* NWH400	450kg / 990lbs	1.8kg / 4lbs	1 - 36"

## Stainless Steel Sleeves

When working with Stainless Steel pipe, the sleeve option instantly converts the Quattro Stand into a speciality tool for Stainless Steel welding, preventing Carbon contamination.



PART NO.	LOAD CAPACITY (KG / LBS)	WEIGHT (KG / LBS)	PIPE SIZE
* SSS400	2,265kg / 5,000lbs	1kg / 2lbs	1 - 36"

## Hold Down Device

The Hold-Down Device uses high tensile strength for gripping pipe onto the large V-Head when either welding or using the Quattro stand for pipe transportation. Chain extension kits available for pipe up to 36" (101cm). Standard upto 18".



PART NO.	LOAD CAPACITY (KG / LBS)	WEIGHT (KG / LBS)	PIPE SIZE
HDD400	n/a	7kg / 16lbs	1 - 36"

## Roller Wheel Kit

Four 8" (20cm) heavy duty wheels make up the Quattro Stand Roller Wheel Kit. The wheels have a quick action brake system.

*Weight load capacity dependant on head style*



PART NO.	LOAD CAPACITY (KG / LBS)	WEIGHT (KG / LBS)	PIPE SIZE
RWK400	1,225kg / 2,700lbs	11kg / 24lbs	n/a

# TAG UNO PIPE STAND

*Specialist Pipe Stands for low level and tight access*



The UNO Pipe Stand is a basic single tubed pipe stand, simple to use and easy to set-up. Popular for tight access jobs in power stations, submarines, refinery's etc.

A favourite for low level work in all fab shops. Available in 4 standard heights.

Optional roller heads from the Tri Stand series (page 92) can also be fitted to the V-Head of the UNO Pipe Stand to suit varying applications.



Please see  
page 92  
for all Head  
options



Steel Wheel Head



Nylon Wheel Head



Ball Transfer Head



Roller Bar Head



Uno with Castor Wheels

PART NO.	MIN/MAX HEIGHT (MM / INCH)	LOAD CAPACITY (KG / LBS)	PIPE SIZE
UPS01	175 - 300mm / 7 - 12"	450kg / 1000lbs	Up to 12"
UPS02	300 - 425mm / 12 - 17"	450kg / 1000lbs	Up to 12"
UPS03	425 - 550mm / 17 - 22"	450kg / 1000lbs	Up to 12"
UPS04	550 - 675mm / 22 - 27"	450kg / 1000lbs	Up to 12"

*We can manufacture to any height with 125mm / 5" range*

# TAG TRI CHAIN VICE STAND

*A simple but effective solution to small bore pipe handling*

**Optimised Base For More Working Area** - Benders are located at the rear of the base and three tool hangers are provided

**Integrated Ground Lug** - Provides a conductive surface to connect the earth cable

**Self Hooking for 4" Pipe** - No need to use a second hand to engage the chain into the wear plate

**Leg Chain** - Retains legs even when subjected to rugged use during operation and transport

**Rugged Tool Tray** - Prolonged stability before requiring a leg adjustment



TCVS6

PCV6

PART NO.	DESCRIPTION	PIPE SIZE	WEIGHT (KG / LBS )	WORKING HEIGHT (CM / INCH)
TCVS6	Tri Chain Vice Stand	0.5 - 6"	21kg / 46lbs	91cm / 36"
PCV6	Pipe Chain Vice Clamp	0.5 - 6"	5kg / 11lbs	n/a

*Stainless Steel Jaws and Chain Kit available*

# TAG MEGA PIPE STANDS

*Heavy duty stand that can withstand the toughest pipe fabrication abuse*

The TAG Mega Pipe Stands fit nicely between the more common Pipe Jack and Pipe Stand lines and the much heavier duty Turning Roll products that are available on the market today.

The Mega Pipe Stands safely holds larger diameter heavy wall pipe off the ground at an ergonomic height, while allowing the slight height adjustment for fit ups via the twin 1 $\frac{3}{4}$  solid Acme rods.

Extra features like four way forklift capabilities or optional v groove wheels allow the durable Mega Pipe Stands to be moved with ease within heavy duty pipe fabrication facilities.

If you have a heavy wall fabrication project up to 60 inches, the Mega Pipe Stands are your answer.

## TAG MEGA PIPE STAND 3 TON



PART NO.	DESCRIPTION	LOAD CAPACITY (KG / LBS)	PIPE SIZE	MIN/MAX HEIGHT (CM / INCH)	WEIGHT (KG / LBS)
MPS3000	3 Ton Mega Pipe Stand with Urathane wheels	3000kg / 6600lbs	4 - 48"	86 - 122cm / 38 - 48"	54kg / 118lbs

## TAG MEGA PIPE STAND 5 TON



PART NO.	DESCRIPTION	LOAD CAPACITY (KG / LBS)	PIPE SIZE	MIN/MAX HEIGHT (CM / INCH)	WEIGHT (KG / LBS)
MPS5000	5 Ton Mega Pipe Stand with Urathane wheels	5000kg / 1100lbs	4 - 60"	63.5 - 89cm / 25 - 35"	120kg / 263lbs



# **TAG MEGA PIPE STAND 8 TON**



PART NO.	DESCRIPTION	LOAD CAPACITY (KG / LBS)	PIPE SIZE	MIN/MAX HEIGHT (CM / INCH)	WEIGHT (KG / LBS)
MPS8000	8 Ton Mega Pipe Stand with Urathane wheels	8000kg / 17600lbs	4 - 60"	63.5 - 89cm / 25 - 35"	157kg / 345lbs

# **TAG MEGA PIPE BLOCK**



PART NO.	DESCRIPTION	LOAD CAPACITY (KG / LBS)	PIPE SIZE	MIN/MAX HEIGHT (CM / INCH)	WEIGHT (KG / LBS)
MPB10000	Mega Pipe Block	10000kg / 22000lbs	2 - 72"	15cm Fixed / 6" Fixed	119kg / 261lbs

# TAG HIGH PIPE STAND

*Easy and safe for high pipe working applications*

The TAG Pipe 6ft folding jack allows a pipe fabricator to hold pipe in a safe position up to 6ft tall.


The folding base design with handle allows easy transport into tight spaces and the bottom T-handle locks the jack open while minimising stand wobble.

The 6 foot jack is ideal in any location where increased height pipe fit ups are necessary but can also be used in normal height conditions when adjusted in a lower height position.

## Features and Advantages

- Height adjustment from 39 - 72" (99 - 180cm) tall
- 450kg / 1,000lbs weight capacity
- Increased width of stance increases stability
- Convenient carry handle for transport into and around work sites
- Lock washer can be fastened to base for safety
- Folding design allows easy transport and convenient storage

PART NO.	LOAD CAPACITY (KG / LBS)	PIPE SIZE
HPS600	450kg / 1000lbs	Up to 12"



# TAG PIPE CART

*The easy way to move and store pieces or bundles of pipe*

## Features and Advantages

- Transports up to 8m / 24ft lengths
- 2,200lbs / 1000kg capacity
- Carries up to 36" pipe, squares, bundles, and more
- Designed for paved shop floors
- Shipping weight 80kg / 175lbs



PART NO.	DESCRIPTION	LOAD CAPACITY (KG / LBS)	PIPE SIZE
PC1	Pipe Cart	1000kg / 2200lbs	Up to 36"

# TAG PIPE BUGGY

*The safe and easy way to move pipe around the job site*

The Pipe Buggy offers a safe method of handling and moving pipes around the workshop or site easily, avoiding damage to the pipe as a result of it being dragged along the ground. At only 31.8kg / 70lbs it is a light weight yet robust solution to pipe handling problems.

With its innovative handle and ratchet strap it allows the operator to lift the pipe from the floor onto the buggy with minimal effort.

**Max Pipe diameter:** 12"

**Max Pipe length:** 6.1m

**Max Pipe weight:** 450kg / 990lbs

## Features and Advantages

- Flat free tyres
- Ratchet hold down strap to secure pipe
- Quick disconnecting handle for easy storage



## Lift easily in 3 simple steps

- 1** Secure Buggy to pipe in the upside down position using the strap supplied.



- 2** Use handle for leverage to flip Buggy and pipe.



- 3** Reposition handle to walk with pipe.



PART NO.	DESCRIPTION	HEIGHT		WIDTH		WIDTH BETWEEN WHEELS		LENGTH		WEIGHT	
		INCH	CM	INCH	CM	INCH	CM	INCH	CM	KG	LBS
PB1	Pipe Buggy	21	53	28	71	16	41	28	71	31.8	70

# TAG PIPE DOLLY

*The TAG Buggy*

TAG Pipe's Pipe Dolly is used in many field operations allowing the transportation of pipe without the need for a gas or electric powered lift.

## Features and Advantages

- Transports pipe up to 24ft
- 2,200lbs / 1000kg capacity
- Carries up to 20" pipe, fittings, boxes, and more
- Sold with flat free tyres as standard
- Shipping weight 80kg / 175lbs with some assembly required



PART NO.	LOAD CAPACITY (KG / LBS)	PIPE SIZE
PD1	1000kg / 2200lbs	20" / 500mm



# **TAG PIPE CRADLES AND SLINGS**

TAG Pipe Cradles and Slings are an effective way to move pipe, specifically designed for pipeline installation projects. TAG currently offers cradles from 2 - 24" and all are equipped with 4 inch urethane "round cut" wheels with sealed anti-friction bearings. All spreader bar designs are third party tested and comply with industry standards. These models are equipped with  $\frac{5}{8}$  wire rope and all rope is swaged and certified at a wire rope rigging company partnered with TAG.

## **Features and Advantages**

- Durable 90a urethane coating designed for multiple uses
- Sealed anti-friction bearings
- Measures 4" tread width x 4.5" diameter
- Designed for use with  $\frac{5}{8}$  wire rope
- Machined hub for smooth wheel rotation

PART NO.	DESCRIPTION	LOAD CAPACITY (KG / LBS)
T2001	Roller Sling 2 - 8"	1,300kg / 3,000lbs
T2002	2 Strand Roller Cradle 6 - 12"	7,710kg / 17,000lbs
T2003	2 Strand Roller Cradle 12 - 24"	7,710kg / 17,000lbs
T2004	4 Strand Roller Cradle 12 - 24"	12,700kg / 28,000lbs



T2001



T2002



T2003



T2004

## **TAG ROLLER STANDS (LIGHT DUTY)** *Light duty low level roller stands for pipe feeding*

### **Features and Advantages**

- Extremely easy pipe feeding
- Free standing or in-trench options
- Differing trench widths accommodated
- Multi positional
- Rubber coated rollers minimise pipe damage
- Three sizes available to suit pipes from 63 - 1200mm (2 - 48")



PRS3



PRS1

PART NO.	PIPE DIAMETER RANGE (MM / INCH)	LOAD CAPACITY (KG / LBS)	WEIGHT (KG / LBS)
PRS1	63 - 355mm / 2 - 14"	200kg / 440lbs	5kg / 11lbs
PRS2	250 - 630mm / 10 - 24"	1000kg / 2200lbs	12kg / 27lbs
PRS3	500 - 1200mm / 20 - 48"	1000kg / 2200lbs	13kg / 29lbs
PRT1	63 - 355mm / 2 - 14"	200kg / 440lbs	6kg / 13lbs




PRT1 - Pipe Roller for trenches

# TAG ROLLER STANDS (HEAVY DUTY)

*Floor or Bench mountable pipe trestles*

These heavy duty stands are designed to be either floor or bench mounted. Available with 4 head adjustable styles to suit pipes from 4 - 48".



PART NO.	HEAD STYLE	LOAD CAPACITY (KG / LBS)	WEIGHT (KG / LBS)
RPS500	Base unit only	2,400kg / 5,290lbs	5.8kg / 13lbs
SWH500	Pair Steel wheel heads	2,400kg / 5,290lbs	3.5kg / 8lbs
* SWH500SS	Pair Stainless Steel wheel heads	2,400kg / 5,290lbs	3.5kg / 8lbs
* NWH500	Pair nylon wheel heads	450kg / 990lbs	2.2kg / 5lbs
BTH500	Pair ball transfer heads	1,450kg / 3,197lbs	3.5kg / 8lbs
* BTH500SS	Pair Stainless Steel ball transfer heads	1,450kg / 3,197lbs	3.5kg / 8lbs
S/FTR500	Pair Steel feed through roller	2,400kg / 5,290lbs	3.5kg / 8lbs
* SS/FTR500	Pair Stainless Steel feed through roller	2,400kg / 5,290lbs	3.5kg / 8lbs
* N/FTR500	Pair nylon feed through roller head	450kg / 990lbs	3.0kg / 7lbs

\* Suitable for Stainless Steel

# TAG QUICK CHANGE ROLLERS

*Rapid, self centering pipe trestles*



All heads are 'Quick Change' style  
Fully adjustable heads from 2 - 48" pipe. With brakes to lock loads for fit-up

PART NO.	HEAD STYLE	LOAD CAPACITY (KG / LBS)	WEIGHT (KG / LBS)
QCR501	Base unit only	2,400kg / 5,290lbs	5.9kg / 13lbs
SWH200	Pair Steel wheel heads	2,400kg / 5,290lbs	3.8kg / 8lbs
* SWH200SS	Pair Stainless Steel wheel heads	2,400kg / 5,290lbs	3.8kg / 8lbs
* NWH200	Pair nylon wheel heads	450kg / 990lbs	2.2kg / 5lbs
BTH200	Pair ball transfer heads	1,450kg / 3,197lbs	3kg / 7lbs
* BTH200SS	Pair Stainless Steel ball transfer heads	1,450kg / 3,197lbs	3kg / 7lbs

\* Suitable for Stainless Steel



# PIPE RACK ROLLERS

*Heavy Duty Beam Clamp Rigging Rollers*

TAG Pipe Rack Rollers are used for a variety of Industries and applications, typically for installation of pipes into racks at Refineries, Power Stations and other Industrial Plants.

All the TAG Pipe Rack Rollers are designed to be light weight, with I Beam clamps for quick installation and various roller head options so that all sizes and weights of pipe can be easily, safely and efficiently installed.

## Features and Advantages

- Six configurations from 1 - 10 tons capacity
- Three sizes for 2" - 60" pipe diameters
- Urethane wheels with sealed bearings
- Easy to replace wheels, bolt off and on in seconds
- Comes ready to use on Stainless Steel
- Convenient and safe carry handles on all models
- Safety Leash included with all models

2" - 24"



T2110

4" - 48"



T2125

16" - 60"



T2135



T2110HD

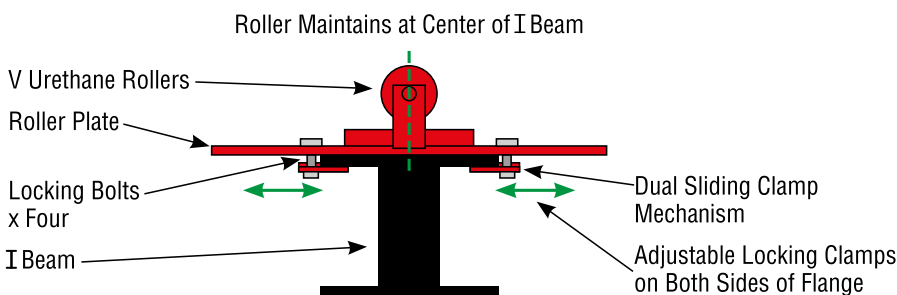


T2125HD



T2135HD

PART NO.	T2110	T2110HD	T2125	T2125HD	T2135	T2135HD
Load Capacity	1 Ton 1,016kg 2,240lbs	3 Tons 3,048kg 6,720lbs	5 Tons 5,080kg 11,200lbs	10 Tons 10,160kg 22,400lbs	5 Tons 5,080kg 11,200lbs	10 Tons 10,160kg 22,400lbs
Pipe Diameter Range	2" - 24" 50 - 610mm	2" - 24" 50 - 610mm	4" - 48" 100 - 1220mm	4" - 48" 100 - 1220mm	16" - 60" 400 - 1530mm	16" - 60" 400 - 1530mm
Complete Unit Weight	27kg 59lbs	43kg 95lbs	59kg 130lbs	82kg 180lbs	66kg 145lbs	91kg 200lbs
Footprint L x W x H	16.5" x 20.5" x 8" 41.9 x 52 x 20.3cm	16.5" x 20.5" x 8" 41.9 x 52 x 20.3cm	19" x 30" x 8.75" 48.3 x 76.2 x 22.2cm	19" x 30" x 8.75" 48.3 x 76.2 x 22.2cm	21" x 34" x 8.75" 53.3 x 86.4 x 22.2cm	21" x 34" x 8.75" 53.3 x 86.4 x 22.2cm
Beam Flange Width Range	6" - 12" 150 x 300mm	6" - 12" 150 x 300mm	6" - 12" 150 x 300mm	6" - 12" 150 x 300mm	6" - 12" 150 x 300mm	6" - 12" 150 x 300mm





TAG Pipe Launchers are used for a variety of Industries and applications, typically for installation of pipes into Pipe Lines, Trenches, Racks at Refineries, Power Stations and other Industrial Plants.

### Features and Advantages

- Six configurations from 1 - 10 tons capacity
- Three sizes for 2" - 60" pipe diameters
- Urethane wheels with sealed bearings
- Easy to replace wheels, bolt off and on in seconds
- Comes ready to use on Stainless Steel
- Convenient and safe carry handles on all models

2" - 24"



T2115

4" - 48"



T2126

16" - 60"



T2136



T2115HD



T2126HD



T2136HD

PART NO.	T2115	T2115HD	T2126	T2126HD	T2136	T2136HD
Load Capacity	1 Ton 1,016kg 2,240lbs	3 Tons 3,048kg 6,720lbs	5 Tons 5,080kg 11,200lbs	10 Tons 10,160kg 22,400lbs	5 Tons 5,080kg 11,200lbs	10 Tons 10,160kg 22,400lbs
Pipe Diameter Range	2" - 24" 50 - 610mm	2" - 24" 50 - 610mm	4" - 48" 100 - 1220mm	4" - 48" 100 - 1220mm	16" - 60" 400 - 1530mm	16" - 60" 400 - 1530mm
Complete Unit Weight	41kg 89lbs	57kg 105lbs	74kg 162lbs	97kg 213lbs	81kg 178lbs	104kg 229lbs

## TAG 1 TON PIPE ROTATOR

*Speed adjustable, pedal operated, floor/bench rotator*

Our 1 ton rotator set (1 drive unit + 1 idler) with foot pedal control and fine speed adjustment, is proving to be most popular in fabrication workshops across the globe!

- Additional idler units available to accommodate longer pipe lengths
- Larger and heavier duty units also available




PART NO.	WHEEL DIMENSION (MM / INCH)	MAX DRIVE CAPACITY (KG / LBS)	TURNING CAPACITY (MM / INCH)	WHEEL LINEAR SPEED	POWER
T1TPR	250mm / 10"	1000kg / 2200lbs	115 - 500mm / 4 - 20"	0.2 - 2min	110v / 220v

*\* Suitable for Stainless Steel*



**PIPE EQUIPMENT SPECIALISTS LTD**

## **PIPE PURGING EQUIPMENT**





## PIPE EQUIPMENT SPECIALISTS LTD

### WHY PURGE?

When welding Stainless Steel, titanium and other corrosion resistant materials, the perfect environment for welding is paramount to maintaining the corrosion resistant properties. During the welding process, the weld seam is subjected to heat and air, which causes oxidation, if the correct processes are not adhered to. For the best results, oxidation must be prevented. The quality of the exotic corrosion resistant material welding is dependent on the correct purging methods to minimise or eliminate oxidation.



Argon Purge 12ppm  
Vol. O<sub>2</sub> Content



Argon Purge 60ppm  
Vol. O<sub>2</sub> Content



Argon Purge 70ppm  
Vol. O<sub>2</sub> Content



Argon Purge 200ppm  
Vol. O<sub>2</sub> Content



Argon Purge 250ppm  
Vol. O<sub>2</sub> Content



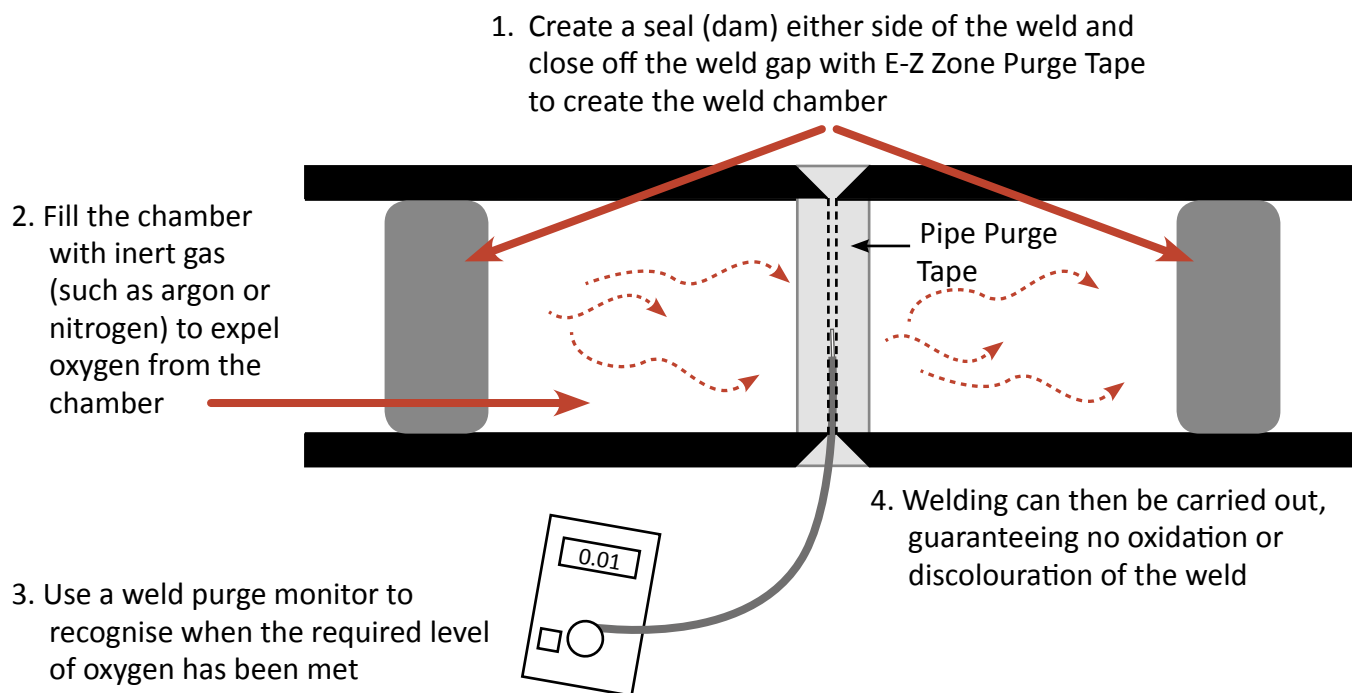
Argon Purge 500ppm  
Vol. O<sub>2</sub> Content

#### Weld Quality

The effective welding of Stainless Steel, titanium and other exotic materials for the nuclear, petrochemical, pharmaceutical, semi-conductor, aerospace and food industries requires the proper tools to create a perfect weld environment. Purging equipment and its use has a major impact on preventing oxidation and improving final weld quality. The basic principles of purging can be seen below. TAG supplies a comprehensive range of systems to create the correct welding environment, whatever the application.



## Principles of Purging



## INDEX


<b>TAG Pipe Purging Equipment.....</b>	<b>107</b>
Why Purge? .....	108
TAG Purge Bag System .....	110
TAG Rapid Purge™ System .....	112
TAG Heat Resistant Purging Systems.....	114
TAG Double Seal Systems.....	116
TAG Flange Double Seal Systems .....	118
TAG Gas Cylinders .....	119
TAG Handy Purge 100 Self Calibrating Weld Purge Monitor .....	120
TAG Handy Purge Pro 5 Weld Purge Monitor.....	122
TAG Pro Purge 1 Weld Purge Monitor .....	123
TAG Trailing Shields .....	124

# TAG PURGE BAG SYSTEM

Sizes: 2 - 24" (50 - 610mm)

## Double Inflatable Pipe Weld Purging Systems

Used for 90% of the traditional pipe weld purging applications to provide bright, shiny, oxide free weld roots. The TAG Pipe Purge System is quick and easy to use providing a very rapid weld purge. High quality materials are used in the manufacture of these systems guaranteeing perfect oxide-free weld roots in very little time.



Luminous strip allows the operator to locate the centre of the bag system to the weld gap with ease



The Gas Release Valve is pre-set and sealed, so requires no adjustment

Due to the design of these systems, the volume of gas used to purge is minimised, resulting in significant savings in both time and the quantity of inert gas used. Return on investment can be achieved in as little as just one or two welds. These robust systems can be used over and over again paying for themselves in very little time.

## Features and Advantages

- TAG's Inflatable Pipe Purging Systems dramatically reduce purging times leading to significant savings in labour costs
- **Typical purge times for 4" pipe = 1½ mins; 8" pipe = 4 mins; 12" pipe = 8 mins**
- Ready to use, connects to a dedicated and regulated gas supply. Choose any flow rate up to 20l a min. Through the pre-set purge valve
- Gas pressure control ensures an even positive root bead with no notching
- Quick and easy to install simplifying the process of inert gas purging
- Heat resistant up to 70°C continuously
- Use less inert gas. The volume of purge gas used is less than 2% of that required for a conventional purge

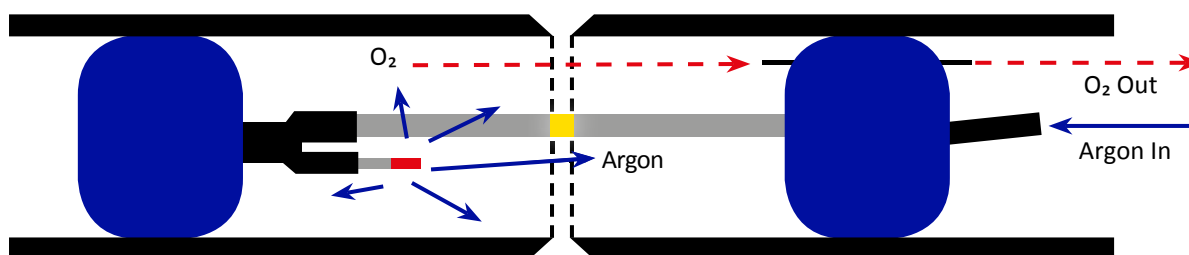


## How it works

The Purge Bag Systems in the range manufactured by TAG are designed around the principle of using 2 dams to create a seal either side of the weld, just far enough away from the weld not to be effected by heat but close enough to the joint to provide the fastest weld purge time. These dams are connected by an armoured spinal tube.

Once ready to start purging, the system is inserted into the bore of the pipe using the luminous strip to centre the system to the weld gap.

When the gas flow is started, the dams inflate and, upon reaching the pre-set pressure, the valve releases the gas gently into the weld chamber, to purge the interspace without turbulence. The Oxygen is removed from the weld chamber through the integral exhaust tubes in the bags. Used in conjunction with TAG's Oxygen Monitors to indicate when the required low level of oxygen has been reached, welding can then commence, with the inert gas enabling the welder to produce an even oxidation free penetration weld bead. Afterwards, the dams are deflated simply by disconnecting the purge gas feed and the system easily withdrawn. The design of these systems means that only one gas connection is required for both dam inflation and weld purging.



## Sizing and Specification

PART NO.	NOMINAL PIPE SIZE (MM / INCH)		WEIGHT (KG)	INTERNAL DIAMETER RANGE (MM)
PB02	50mm	2"	0.34kg	44 - 57mm
PB03	75mm	3"	0.34kg	58 - 84mm
PB04	100mm	4"	0.34kg	80 - 110mm
PB05	125mm	5"	0.38kg	103 - 135mm
PB06	150mm	6"	0.38kg	124 - 162mm
PB08	200mm	8"	0.90kg	175 - 213mm
PB10	250mm	10"	1.0kg	230 - 265mm
PB12	300mm	12"	1.1kg	265 - 305mm
PB14	350mm	14"	1.3kg	330 - 355mm
PB16	400mm	16"	1.7kg	380 - 405mm
PB18	450mm	18"	1.8kg	430 - 455mm
PB20	500mm	20"	1.9kg	485 - 510mm
PB22	550mm	22"	2.2kg	535 - 560mm
PB24	600mm	24"	2.5kg	585 - 610mm
PBS401	30 meter argon feed hose assembly for The TAG Pipe Purge Bag System to dedicated and regulated gas supply. Fitted at one end with a 3/4" female gas regulator connector and at the other end with a fitting to attach to the inflation hose.			

**\* Larger sizes and specials available on request, however Rapid Purge on pages 32 and 33 strongly recommended over 12"**

**Rapid Purge  
recommended  
above 12"**





# RAPID PURGE™ SYSTEM

Sizes: 8 - 80" (190 - 2044mm)

PATENTED  
PRODUCT

## Purge larger diameter pipes faster than ever!

Used for Stainless, duplex, chrome Steels, titanium, nickel and other alloy materials, the TAG Pipe Purge Bag System™ systems enable high speed welding of larger diameter pipe joints that have to be purged.

Designed to enable the user to produce high quality, reliable and repeatable welding of Stainless Steel tube and pipe joints to ensure a very fast weld purge time and a very high quality weld root, free from oxidation and discolouration.

A 36" diameter pipe will purge to below 0.1% oxygen in less than 10 minutes and all smaller pipes correspondingly faster.

Dramatic savings of time, gas and money can be made by using these systems.

Due to the quality of the materials used, the Rapid Purge™ systems can be used over and over again further reducing manufacturing costs.

As with all of the TAG Pipe Purge Bag System inflatable purging systems, the Rapid Purge™ come with pre-set valves, so are ready to use 'straight out of the box'.

Rapid Purge™ has been developed specifically to enable high speed purging for any pipe welding application.



## Features and Advantages

- **Typical purge times of less than 10 minutes!!!**
- The unique "thru-bore" design of the central sleeve minimises the area to be purged, dramatically reducing the volume of gas required
- Friction free coatings allow easy movement through pipes from one joint to another, even around bends and elbows
- Ready to use, connects to a dedicated and regulated gas supply. Choose any flow rate up to 80l/min. through the twin pre-set purge valve
- A central (glow in the dark) strip allows fast and accurate alignment of the system to the centre-point of the weld area
- The inflatable dams and umbilical hose are covered with a heat resistant material and insulated accordingly for use at temperatures up to 250°C

HEAT  
RESISTANT  
250°C



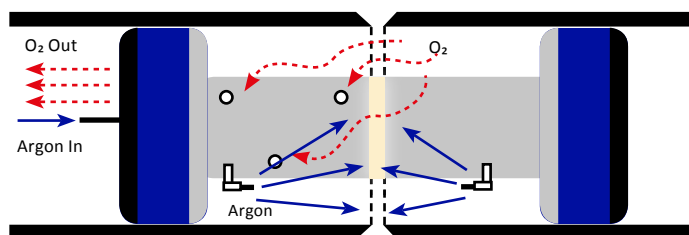
## How it works

The Rapid Purge™ Inflatable Pipe Purging Systems for pipe and vessel purging comprises a tandem inflatable dam system connected by an umbilical hose and collar to reduce the volume being purged.

A gas exhaust valve is installed between the primary and secondary dam, along with an auxiliary argon purge line.

Each Rapid Purge™ System is covered with heat protective material, so that the higher temperatures closer to the weld do not damage the system.

The robust design of the Rapid Purge™ Inflatable Pipe Weld Purging Systems allows for many years of repeatable trouble free use.



## Sizing and Specification

PART NO.	DESCRIPTION	PRODUCT SIZES (MM / INCH)		EXPANSION RANGE (MM)	WEIGHT (KG)
RP08	Rapid Purge™	200mm	8"	190 - 15mm	1.4kg
RP10	Rapid Purge™	250mm	10"	242 - 267mm	1.7kg
RP12	Rapid Purge™	300mm	12"	291 - 316mm	2.1kg
RP14	Rapid Purge™	350mm	14"	318 - 343mm	2.5kg
RP16	Rapid Purge™	400mm	16"	369 - 394mm	2.7kg
RP18	Rapid Purge™	450mm	18"	420 - 445mm	3.0kg
RP20	Rapid Purge™	500mm	20"	471 - 496mm	3.4kg
RP22	Rapid Purge™	550mm	22"	553 - 577mm	3.6kg
RP24	Rapid Purge™	600mm	24"	572 - 597mm	3.8kg
RP26	Rapid Purge™	650mm	26"	620 - 645mm	4.5kg
RP28	Rapid Purge™	700mm	28"	671 - 696mm	5.5kg
RP30	Rapid Purge™	750mm	30"	722 - 747mm	6.0kg
RP32	Rapid Purge™	800mm	32"	772 - 797mm	8.0kg
RP36	Rapid Purge™	900mm	36"	874 - 899mm	9.1kg
RP40	Rapid Purge™	1000mm	40"	990 - 1015mm	9.9kg
RP42	Rapid Purge™	1050mm	42"	1023 - 1048mm	13.2kg
RP44	Rapid Purge™	1100mm	44"	1125 - 1150mm	13.7kg
RP48	Rapid Purge™	1200mm	48"	1175 - 1200mm	15.0kg
RP54	Rapid Purge™	1371mm	54"	1359 - 1384mm	18.0kg
RP60	Rapid Purge™	1524mm	60"	1512 - 1537mm	20.0kg
RP72	Rapid Purge™	1828mm	72"	1816 - 1841mm	28.0kg
RP80	Rapid Purge™	2032mm	80"	2019 - 2044mm	30.0kg

\* Larger sizes and specials available on request





# HEAT RESISTANT PURGING SYSTEMS

Sizes: 3 - 80" (63 - 2044mm)

## Systems for the fast Purging of High Temperature Pipework

The TAG Pipe Purge Bag and Rapid Purge Systems are both available as heat resistant versions.

Designed for use when high temperatures will be encountered during the process of pipe welding; such as pre-heated pipework, and pipes where very high temperatures are required for welding.

These versions of our inflatable Pipe purging systems are heat resistant up to 350°C (572°F) for up to 24 hours, or up to 500°C for short periods of time, as with the standard systems, the heat resistant systems are available for all pipe diameters from 3 - 80" (75 - 2035mm).

Mirroring the features of the standard range of inflatable purging systems, the heat resistant range comes with a central band for rapid centering of the system to the weld root for the fastest set up times.


The welder can position these systems prior to pre-heating and leave them in place throughout the pre-heating, welding and post-heat treatment cycles, allowing the weld to be purged continuously for up to 24 hours if necessary.



e.g. 7" Pipe will purge in less than 4 minutes!

## Features and Advantages

- Heat resistant up to 350°C (572°F) for up to 24 hours, or up to 500°C for short periods
- Available for all pipe diameters from 3 to 80" (63 to 2044mm)
- Designed to be flexible, for ease of insertion, use and withdrawal from pipes, bends, elbows etc. Suitable for 24 hour cycles including pre-heat, welding and post-weld heat treatment
- A central strip allows fast and accurate alignment of the system to the centre-point of the weld area
- Manufactured to Nuclear Quality Standards with nuclear approved materials, these systems guarantee bright, shiny, coke and oxide-free welds
- Designed and manufactured specifically for the power industry where high strength chrome alloy Steels are more frequently used
- Ready to use, connects to a dedicated and regulated gas supply. Choose any flow rate (Purge Bags - up to 20l/min/Rapid Purge up to 80l/min) through the twin pre-set purge valve



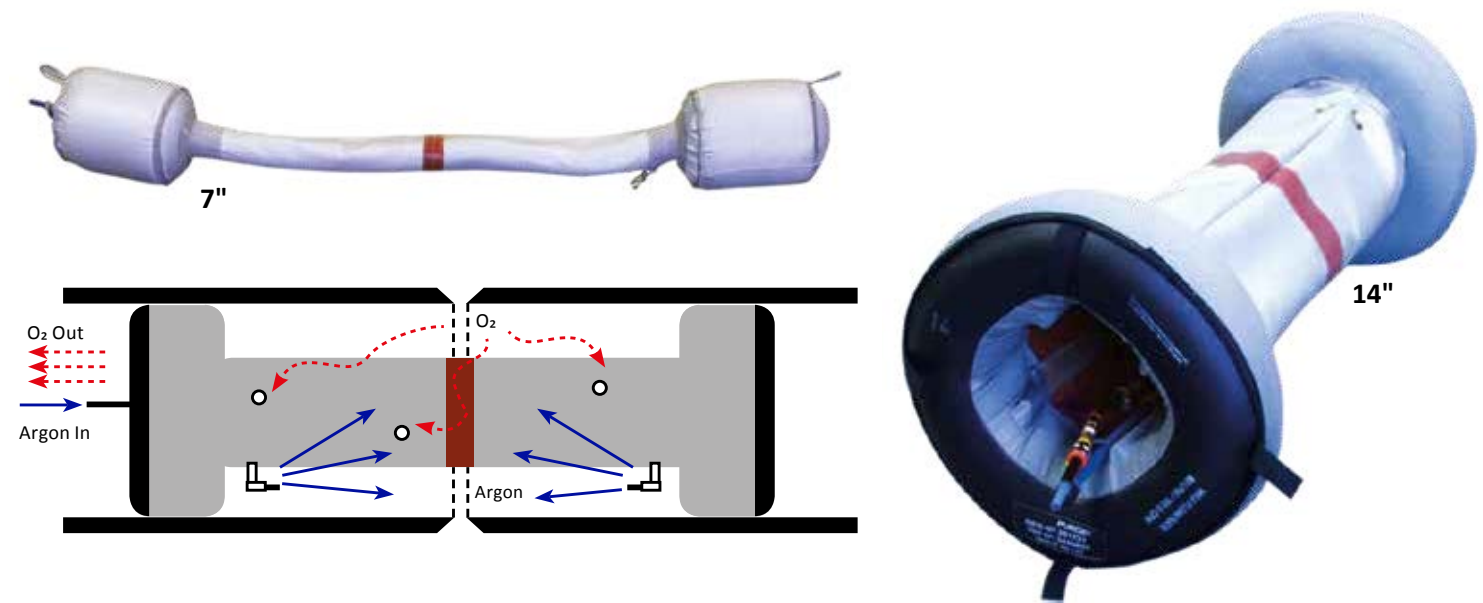
Heat Resistant  
Rapid Purge

e.g. 36" Pipe will purge  
in less than 10 minutes!



## How it works

Both the Heat Resistant TAG Pipe Purge System and the Heat Resistant Rapid Purge™ System work identically to the standard systems, but are made using a purposely designed Nomex and Kevlar mix material to withstand the temperatures typically encountered when welding exotic materials.



## Sizing and Specification

PART NO.	DESCRIPTION	PRODUCT SIZES (MM / INCH)		EXPANSION RANGE (MM)	WEIGHT (KG)
PB03/HR	Purge Bag Heat Resistant	76mm	3"	63 - 75mm	1.1kg
PB04/HR	Purge Bag Heat Resistant	100mm	4"	92 - 100mm	1.2kg
PB05/HR	Purge Bag Heat Resistant	125mm	5"	113 - 125mm	1.25kg
PB06/HR	Purge Bag Heat Resistant	150mm	6"	138 - 150mm	1.3kg
PB07/HR	Purge Bag Heat Resistant	175mm	7"	163 - 175mm	1.4kg
RP08/HR	Rapid Purge™ Heat Resistant	200mm	8"	190 - 215mm	1.4kg
RP10/HR	Rapid Purge™ Heat Resistant	250mm	10"	242 - 267mm	1.7kg
RP12/HR	Rapid Purge™ Heat Resistant	300mm	12"	291 - 316mm	2.1kg
RP14/HR	Rapid Purge™ Heat Resistant	350mm	14"	318 - 343mm	2.5kg
RP16/HR	Rapid Purge™ Heat Resistant	400mm	16"	369 - 394mm	2.7kg
RP18/HR	Rapid Purge™ Heat Resistant	450mm	18"	420 - 445mm	3.0kg
RP20/HR	Rapid Purge™ Heat Resistant	500mm	20"	471 - 496mm	3.4kg
RP22/HR	Rapid Purge™ Heat Resistant	550mm	22"	553 - 577mm	3.6kg
RP24/HR	Rapid Purge™ Heat Resistant	600mm	24"	572 - 597mm	3.8kg
RP26/HR	Rapid Purge™ Heat Resistant	650mm	26"	620 - 645mm	4.5kg
RP28/HR	Rapid Purge™ Heat Resistant	700mm	28"	671 - 696mm	5.5kg
RP30/HR	Rapid Purge™ Heat Resistant	750mm	30"	722 - 747mm	6.0kg
RP32/HR	Rapid Purge™ Heat Resistant	800mm	32"	772 - 797mm	8.0kg
RP36/HR	Rapid Purge™ Heat Resistant	900mm	36"	874 - 899mm	9.1kg
RP40/HR	Rapid Purge™ Heat Resistant	1000mm	40"	990 - 1015mm	9.9kg
RP42/HR	Rapid Purge™ Heat Resistant	1050mm	42"	1023 - 1048mm	13.2kg
RP44/HR	Rapid Purge™ Heat Resistant	1100mm	44"	1125 - 1150mm	13.7kg
RP48/HR	Rapid Purge™ Heat Resistant	1200mm	48"	1175 - 1200mm	15.0kg
RP54/HR	Rapid Purge™ Heat Resistant	1371mm	54"	1359 - 1384mm	18.0kg
RP60/HR	Rapid Purge™ Heat Resistant	1524mm	60"	1512 - 1537mm	20.0kg
RP72/HR	Rapid Purge™ Heat Resistant	1828mm	72"	1816 - 1841mm	28.0kg
RP80/HR	Rapid Purge™ Heat Resistant	2031mm	80"	2019 - 2044mm	30.0kg

\* Larger sizes and specials available on request





# DOUBLE SEAL SYSTEMS

Sizes: ¾ to 12" (16 to 320mm)

## Purge pipes fast with minimal gas usage

TAG also manufactures The Silicone Double Seal purging system that has been designed to further reduce both inert gas use and purging time. These systems use silicon discs to form an airtight seal, reducing purge times, and gas usage for maximum efficiency.

HEAT  
RESISTANT  
450°C

There are 2 styles of silicon double seal systems available:


- The Gas Finger system is designed for small pipes and tubes from 16 - 38mm i/d
- The Double Seal systems are made for pipes from ¾ - 12" (16 - 320mm)

## Features and Advantages

- Typical purge times of less than 2 minutes (e.g. an 8" Pipe will purge to below 0.01% Oxygen in less than 2 minutes)
- High quality silicon sealing disks that prevent them tilting or falling over inside the pipe
- Guaranteed gas tight seal
- UV and temperature resistant up to 330°C continuously or 450°C for short periods
- Suitable for purging pipes, elbows and fittings
- The silicon seal units can be separated and used as a gas finger and pipe stopper respectively



Single Gas Finger for smaller pipe and tubes



Show with flexible hose connection for purging elbows and fittings.



Available as a kit for 16 - 165mm (DSK16-165)

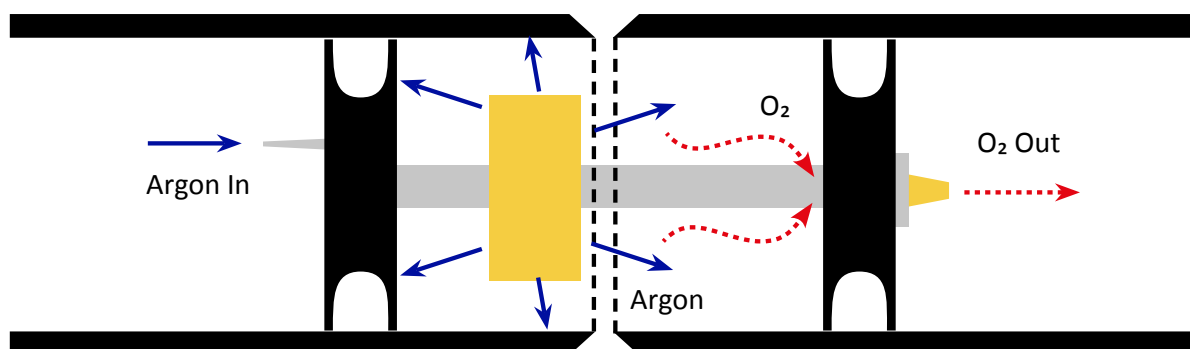
## How it works

The gas inlet and outlet are provided with twin sealing discs separated by a flexible, rigid or a spring-type tube. The design also guarantees that at least one disc will always remain tight to the pipe wall creating a 100% seal. The discs are UV and temperature-resistant up to 330°C for up to one hour. The gas is diffused into the chamber via the built in sintered diffuser and exits through the exhaust holes in the secondary twin disc unit.

This process of gas diffusion provides an even flow of gas and prevents any gas turbulence behind the weld, thereby minimising the risk of oxygen in the welding chamber while, at the same time, achieving an extremely short purge time. These extremely short purge times result in valuable cost savings in gas and time.

Besides the very short purging time, the Silicon Seal System also offers the possibility to cover various nominal pipe diameters by one pair of baffles enabling highly economic use of the device.

The double seal system can be purchased individually or in kit form for a range of pipe diameters.



## Sizing and Specification

PART NO.	DESCRIPTION	PIPE I/D RANGE (MM)	HOSE LENGTH (MM)
DS16-19	Flex	16 - 19mm	100mm
DS19-24	Flex	19 - 24mm	100mm
DS24-29	Flex	24 - 29mm	100mm
DS29-34	Flex	29 - 34mm	100mm
DS34-38	Flex	34 - 38mm	100mm
DS38-43	Flexible and Rigid	38 - 43mm	120/60mm
DS43-48	Flexible and Rigid	43 - 48mm	120/60mm
DS47-53	Flexible and Rigid	47 - 53mm	120/60mm
DS52-58	Flexible and Rigid	52 - 58mm	120/60mm
DS64-72	Flexible and Rigid	64 - 72mm	120/60mm
DS78-86	Flexible and Rigid	78 - 86mm	120/60mm
DS90-101	Flexible and Rigid	90 - 101mm	150/100mm
DS100-112	Flexible and Rigid	100 - 112mm	150/100mm
DS120-130	Flexible and Rigid	120 - 130mm	150/100mm
DS124-138	Flexible and Rigid	124 - 138mm	150/100mm
DS144-155	Flexible and Rigid	144 - 155mm	150/100mm
DS150-165	Flexible and Rigid	150 - 165mm	150/100mm
DS197-206	Flexible and Rigid	197 - 206mm	150/100mm
DS209-220	Flexible and Rigid	209 - 220mm	150/100mm
DS246-257	Flexible and Rigid	246 - 257mm	150/100mm
DS260-280	Flexible and Rigid	260 - 280mm	150/100mm
DS290-320	Flexible and Rigid	290 - 320mm	150/100mm
DSK16-165	Complete Kit	16 - 165mm	120/60 150/100mm
DSK16-220	Complete Kit	16 - 220mm	120/60 150/100mm
DSK16-320	Complete Kit	16 - 320mm	120/60 150/100mm

# TAG FLANGE DOUBLE SEAL SYTEMS

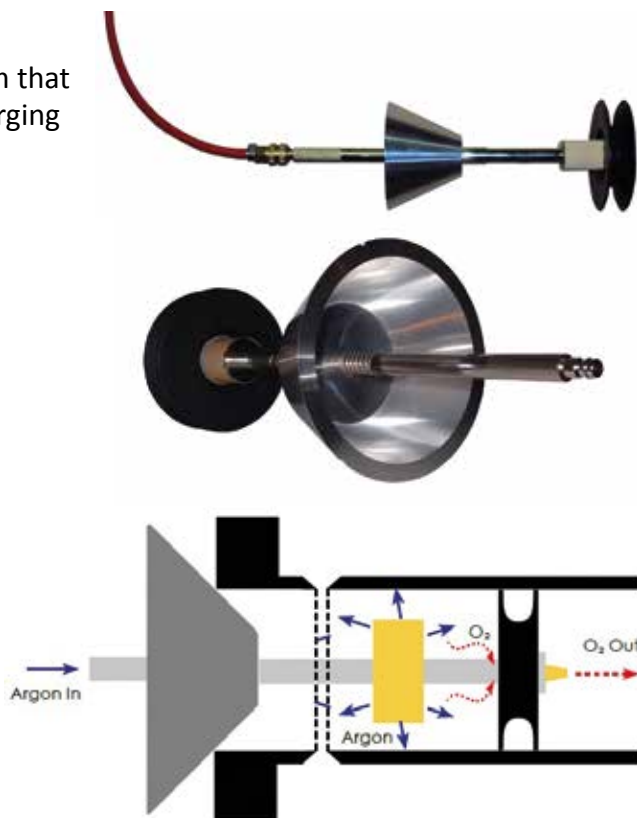
*The perfect solution for purging pipe to flange*

## Purge pipes fast with minimal gas usage

TAG also manufactures The Silicone Double Seal purging system that has been designed to further reduce both inert gas use and purging time. These systems use silicon discs to form an airtight seal, reducing purge times, and gas usage for maximum efficiency.

## Features and Advantages

- Typical purge times of less than 2 minutes (e.g. an 8" Pipe will purge to below 0.01% Oxygen in less than 2 minutes)
- High quality silicon sealing disks that prevent them tilting or falling over inside the pipe
- Guaranteed gas tight seal
- UV and temperature resistant up to 330°C continuously or 450°C for short periods
- Suitable for purging pipes to flanges



## Sizing and Specification

PART NO.	DESCRIPTION	PIPE I/D RANGE (MM)	HOSE LENGTH (MM)
FDS16-19	Flex	16 - 19mm	100mm
FDS19-24	Flex	19 - 24mm	100mm
FDS24-29	Flex	24 - 29mm	100mm
FDS29-34	Flex	29 - 34mm	100mm
FDS34-38	Flex	34 - 38mm	100mm
FDS38-43	Flexible and Rigid	38 - 43mm	120/60mm
FDS43-48	Flexible and Rigid	43 - 48mm	120/60mm
FDS47-53	Flexible and Rigid	47 - 53mm	120/60mm
FDS52-58	Flexible and Rigid	52 - 58mm	120/60mm
FDS64-72	Flexible and Rigid	64 - 72mm	120/60mm
FDS78-86	Flexible and Rigid	78 - 86mm	120/60mm
FDS90-101	Flexible and Rigid	90 - 101mm	150/100mm
FDS100-112	Flexible and Rigid	100 - 112mm	150/100mm
FDS120-130	Flexible and Rigid	120 - 130mm	150/100mm
FDS124-138	Flexible and Rigid	124 - 138mm	150/100mm
FDS144-155	Flexible and Rigid	144 - 155mm	150/100mm
FDS150-165	Flexible and Rigid	150 - 165mm	150/100mm
FDS197-206	Flexible and Rigid	197 - 206mm	150/100mm
FDS209-220	Flexible and Rigid	209 - 220mm	150/100mm
FDS246-257	Flexible and Rigid	246 - 257mm	150/100mm
FDS260-280	Flexible and Rigid	260 - 280mm	150/100mm
FDS290-320	Flexible and Rigid	290 - 320mm	150/100mm
FDSK16-165	Complete Kit	16 - 165mm	120/60 150/100mm
FDSK16-220	Complete Kit	16 - 220mm	120/60 150/100mm
FDSK16-320	Complete Kit	16 - 320mm	120/60 150/100mm

### Large diameter silicon seal purging systems

The Gas Cylinder system has been designed to further reduce gas usage on larger diameter pipes by localising the purge area to the weld root.

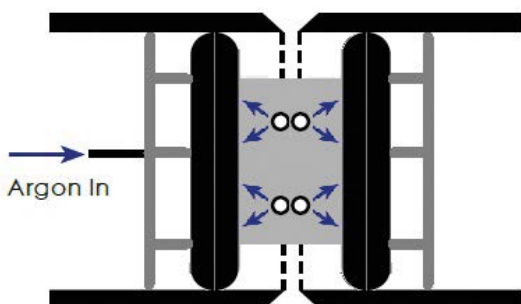
The Gas Cylinders are available for pipes from 200 to 705mm diameter. These tools use two heat-resistant sealing lips to form the seal capable of coping with 300°C for up to one hour. Due to their design, these cylinders have extremely short purge times of 1½ - 2½ minutes for all dimensions.

The Gas cylinders are designed with pull-through balls to enable the unit to be easily retrieved out of a straight section of pipe, or a pipe with a series of bends or elbows.

The purge area is isolated, so there is no need to purge the entire length of pipe to be welded, thereby minimizing gas usage.

### Features and Advantages


- Minimal gas usage, the purge area is localised to the weld root
- Typical purge times of 1½ to 2½ mins
- Strong and robust
- Light weight Aluminium construction



### Sizing and Specification

PART NO.	RANGE (MM)
PC-1	350 - 380mm i/d
PC-2	400 - 430mm i/d
PC-3	440 - 470mm i/d
PC-4	490 - 520mm i/d
PC-5	590 - 620mm i/d
PC-6	645 - 670mm i/d
PC-7	690 - 720mm i/d
PC-8	730 - 750mm i/d
PC-9	780 - 800mm i/d
PC-10	830 - 850mm i/d

*\* Larger sizes and specials available on request*







# HANDY PURGE 100 SELF CALIBRATING WELD PURGE MONITOR

*Measures oxygen levels down to 0.01% (100ppm)*

**NEW**  
Now Self  
Calibrating

## The entry level, welders' toolbox monitor


Inert gas welding requires the exclusion of oxygen from the weld zone during the welding process. Prior to the welding process, the residual oxygen concentration must be reduced to a required minimum. The Handy Purge is specifically designed to indicate oxygen concentration up to 0.01% and to exactly measure oxygen concentration up to 0.1%. Within this range, it is absolutely safe to weld and produce an oxygen-free weld seam (exceptions include special metals such as titanium, zirconium, etc.).

The Handy Purge can be used both for continuous monitoring during the welding process and for taking samples. Routine inspections for quality control are extremely simplified using this device.

The analyser works with all purge systems and argon welding systems. It is small, easy to handle and has a rugged enclosure.



Replacement sensors and spares available from stock



## Features and Advantages

- Self calibrating
- Minimum waiting time. The device tells you exactly when the residual oxygen concentration of a purge gas is low enough to start welding. You need no longer rely on rough estimations. This saves both time and gas
- Reduced purge gas consumption. Exact monitoring of the residual oxygen avoids unnecessary purge gas consumption and allows you to produce oxygen-free weld seams
- Top-quality weld seams
- Top quality is guaranteed, as too early welding and hence porous, coloured or even charred weld seams can be avoided
- Duplex / Stainless Steel. The Handy Purge Weld Purge Monitor can be used for all Stainless Steel, duplex and certain titanium welding applications
- Eliminates guess work

## How it works

The TAG Handy Purge™ Weld Purge Monitor comes complete and ready to use straight out of the box. It is the most economical user friendly monitor in the market accurately measuring the Oxygen levels in the purged weld areas, to let the welder know when is the correct time to start welding. This reduces waiting time and gas consumption and ensures perfect oxide free welds.

For continuous monitoring during the welding process connect one end of the rubber hose to the sensor adapter and leave the other end outside the purging area to let the residual oxygen flow away from the welding area.

For taking samples connect the Stainless Steel probe to the sensor adapter. The probe then measures the residual oxygen concentration in the purging/welding area. Also connect the vacuum hand pump to the sensor adapter and squeeze it a couple of times to let a sample of the gas flow to the sensor.

The device's LCD is 13 mm high, which is big enough to identify the displayed values easily also from a distance of a few meters. As soon as the residual oxygen concentration is down to the required minimum, you may start with the welding process.



### TECHNICAL SPECIFICATIONS

Part No.	HP100SC
Measuring range	0.01 % - 20.9 % Oxygen (O <sub>2</sub> ) (100 ppm - 209000 ppm)
Accuracy	at 20% ± 0.2% at 2% ± 0.02%
Dimensions	155 x 81 x 38mm
Power source	Battery Type PP3 9V
Display	LCD (Liquid Crystal Display)
Weight	210 g
DIMENSIONS AND WEIGHT FOR SHIPMENT	
Dimensions	310 x 260 x 80mm
Weight	870g

### The kit consists of:

- Handy Purge Weld Purge Monitor
- 1m hose with flow adapter
- Stainless Steel probe
- Vacuum hand pump
- Plastic Carry Case
- Instructions
- Calibration Certificate



# HANDY PURGE PRO 5 WELD PURGE MONITOR

*The most accurate hand-held digital oxygen monitor.  
Measures oxygen levels down to 0.0005% (5ppm)*

## For applications where minimal oxidation is critical


The Handy Purge Pro 5 is the ultimate hand-held Oxygen monitor, measuring the level of oxygen in the designated atmosphere down to 5ppm (parts per million)!!! The new Handy Purge Pro 5 Weld Purge Monitor is essential for reading oxygen levels for titanium welding.

The interface option enables the Handy Purge Pro 5 to be connected (via a cable or Bluetooth dongle) to a PC and printer to record the readings. A rechargeable battery pack and multi range power plug are standard features of the Handy Purge Pro 5, and its light weight and ergonomic shape make it the ideal portable instrument for all orbital welding applications.

The unit incorporates an internal pump and is designed for measuring rest oxygen in inert gases such as argon. This unit can be used up to 4 hours before recharging is necessary.

## Features and Advantages

- Measures oxygen levels down to 5ppm (parts per million)
- Rechargeable batteries, standby life approx. 4hrs
- Temperature regulated zirconium cell (maintenance free)
- Graphic display screen changes colour relative to process and function
- Built-in recognition for 110V - 240V power sources
- Portable for remote and difficult access sites using rechargeable batteries (supplied)
- Integrated programmable sound function
- Multi language: English, French and German
- Low permeability measuring hose for accurate measurements
- Data logging of up to 250 entries - Connects via RS 232 interface or Bluetooth



Colour changing display for quick reference to monitor status

TECHNICAL DATA	
Part No.	HPP5
Measuring Range	5 - 999ppm
Dimensions	290 mm x 130 mm x 60 mm (L x W x H)
Weight	0.8kg
Supply Voltage	7 VDC, 2850 mAh rechargeable batteries



Supplied in a durable carry case





# PRO PURGE 1 WELD PURGE MONITOR

*Measures oxygen levels down to 0.00005% (0.5ppm)*

## The top of the range portable, digital oxygen monitor

- Accuracy to 0.5 ppm
- Temperature regulated maintenance free zirconium cell
- Graphic display (blue and white)
- Built-in recognition for 110v - 240v power sources
- Internal battery power for up to 90min
- Integrated programmable sound function
- Date and time function for data logging
- Easy to use software
- Low permeability measure hose (FPM) for accurate measurements
- Connects via RS 232 interface, Bluetooth, CAN-Bus, AUX (AMI)
- Can be calibrated to ambient oxygen
- Software updateable
- Multi language: English, French, German, Dutch, Czech, Danish
- Data logging up to 250 entries internally or externally on a PC



The Pro Purge 1 Weld Purge Monitor is the ideal tool for many welding applications where critical weld standards are required.

Used for Production of Semi-conductors, Nuclear, Aerospace, Pharmaceutical, Energy, Dairy, Brewery and Food processing where strict welding guide lines to eliminate weld-quality issues associated with atmosphere contaminated welds are required.

The Pro Purge 1 Weld Purge Monitor enables Welders and Welding Engineers on site or in the workshop to precisely monitor rest oxygen levels to the point where precision welding can take place, resulting in "perfect conditions" for consistent high-quality repeatable welds.

The Pro Purge 1 Weld Purge Monitor contains a stabilised zirconium oxide cell with a regulated heater to maintain a cell temperature of 750°C which enables it to accurately measure levels from 206400 ppm down to as low as 0.5 ppm.

The zirconium oxide ceramic sensor in the Pro Purge 1 provides very accurate readings, with a deviation of less than 5% in the 1 to 10 ppm range. This means that its resolution is ½ a part per million (0.5ppm).

The Pro Purge 1 Weld Purge Monitor can be unplugged for up to one hour, before the internal battery must be recharged. Making it ideal for testing weld joints in the shop, or in the field.



Connected via a Bluetooth Dongle with a range of up to 100m to a mobile phone.

Via the phone all relevant data including rest oxygen level, sensor temperature will be displayed. Using simple commands the PRO PURGE 1 can be operated remotely

TECHNICAL DATA	
Part No	PP1
Measuring Range	0.5 - 206,400ppm
Dimensions	220 x 165 x 85cm
Weight	3.3kg
Supply Voltage	110V/240V



Connecting a printer via the RS232 interface. Capable of readout documentation (per second) that can be logged via a printer





## Aluminium Trailing Shields

Trailing Shields enable the welder to weld faster, saving time and money allows the production of bright shiny welds. Suitable for welding all types of exotic materials including titanium, nickel and cobalt alloys, Stainless and duplex Steels and other reactive metals.

Trailing Shields reduce gas consumption due to the gas being isolated to the weld area only and save wasted time, effort and expense by avoiding rejected welds due to oxidation.

Flat models for sheet or plate work are available as well as profiled models for the welding of both internal and external pipes, vessels and tanks. The gas is diffused via a perforated plate.

PART NO.	DESCRIPTION
ATS1	Trailing Shield 1"
ATS1.5	Trailing Shield 1¼" - 1½"
ATS2	Trailing Shield 2"
ATS3	Trailing Shield 3"
ATS4	Trailing Shield 4"
ATS6	Trailing Shield 6"
ATS8	Trailing Shield 8"
ATS10	Trailing Shield 10"
ATS14	Trailing Shield 12" - 14"
ATS16	Trailing Shield 16"
ATS18	Trailing Shield 18"
ATS22	Trailing Shield 20" - 22"
ATS28	Trailing Shield 24" - 28"
ATSS	Trailing Shield Straight



## Stainless Steel Trailing Shields

These shields are made from Stainless Steel and utilise a Stainless Steel sinter-metal gas diffuser. The advantage of the Stainless Steel Shields is they can be used for more than one pipe size, making them more versatile than other simpler systems available.



PART NO.	DESCRIPTION
SSTS3/8	Trailing Shield ¾"
SSTS0.5	Trailing Shield ½"
SSTS0.75	Trailing Shield ¾"
SSTS1	Trailing Shield 1"
SSTS1.5	Trailing Shield 1¼" - 1½"
SSTS2	Trailing Shield 2"
SSTS3	Trailing Shield 2½" - 3"
SSTS4	Trailing Shield 3½" - 4"
SSTS8	Trailing Shield 5" - 8"
SSTS16	Trailing Shield 8" - 16"
SSTS	Trailing Shield Straight
SSTSI	Trailing Shield 90° Internal
SSTSO	Trailing Shield 90° Outside





**PIPE EQUIPMENT SPECIALISTS LTD**

## **PIPE STOPPERS**



Tel: +44 (0)1869 324 144

**[www.TAG-PIPE.com](http://www.TAG-PIPE.com)**

E-mail: [sales@tag-pipe.com](mailto:sales@tag-pipe.com)





# EXPANDING PIPE STOPPERS

Sizes:  $\frac{3}{4}$ " - 72" (18mm - 1829mm)

## Expandable test plugs for purging and general pipe blocking

Pipe stoppers, or drain plugs, as they are sometimes known, are used to temporarily seal the end of a pipe or opening for many different testing applications. Pipe stoppers are mainly used to seal off from water, gases and foreign objects in newly laid pipes, or pipework systems that are under repair.

TAG Pipe Purge System range of Pipe stoppers are available in a number of different styles to suit many applications for pipe sizes from  $\frac{1}{2}$  - 72". Special Pipe stoppers are also available for pressure testing.

## How it works

A central spindle/shaft on which two plates are fitted with a natural rubber tyre (ring) between them, a wing nut on the shaft moving the two plates together compressing the tyre and making the seal in the pipe. These stoppers can also be supplied with a hollow shaft version for screwing on standard hose connections or for using fixed or free nipple caps.

Expandable Pipe Stoppers are available in three different types.



### Nylon Plugs - $\frac{3}{4}$ " - 6" (18mm - 150mm)

Nylon plugs are the standard 'Drain Plugs' for testing leak tightness of foul water lines at the time of installation.

Furthermore, the range of sizes make these plugs ideal for a number of other applications in the water and gas industries as well as applications in all other industries where pipes are used or where there are holes to be blocked.



### Aluminium Plugs - 1½" - 24" (40mm - 600mm)

To complement the range of nylon expanding plugs, we offer all sizes of Aluminium plugs.

These are provided in sizes from 1½" upwards and are suitable for more arduous duties such as immersion in chemicals and/or higher temperatures.



### Steel Plugs - 1½" - 24" (40mm - 600mm)

TAG Pipe Purge System also manufactures a range of Steel plugs from 1½ - 72" in diameter.

These plugs are typically suitable for more arduous duties such as long immersion in water and use at higher temperatures or for contact with acidic or alkaline environments for which the Nylon and Aluminium plugs may be unsuitable.

All plugs conform to British Standards BS8005 for low pressure testing and sealing of pipes.



PART NO.	PIPE SIZE INTERNAL NOMINAL DIAMETER		WILL FIT PIPES WITH INTERNAL DIAMETER		MINIMUM INSERTION INTO PIPE	OVERALL LENGTH	DIAMETER OF WATERWAY	MAXIMUM ALLOWABLE BACK PRESSURE	APPROX. WEIGHT
	METRIC	IMPERIAL	MINIMUM	MAXIMUM					
NYLON EXPANDING PIPE STOPPERS SPECIFICATION									
NES18	18mm	¾"	18mm	26mm	30mm	58mm	n/a solid	15p.s.i.	0.01kg
NES25	25mm	1"	25mm	32mm	18mm	51mm	n/a solid	15p.s.i.	0.02kg
NES31	31mm	1¼"	31mm	39mm	19mm	56mm	n/a solid	15p.s.i.	0.04kg
NES38	38mm	1½"	38mm	42mm	36mm	58mm	n/a solid	15p.s.i.	0.05kg
NES50	50mm	2"	48.5mm	62.2mm	36mm	110mm	0.5" bsp	15p.s.i.	0.05kg
NES63	63mm	2½"	65mm	77mm	36mm	110mm	0.5" bsp	10p.s.i.	0.10kg
NES75	75mm	3"	74mm	86mm	36mm	110mm	0.5" bsp	10p.s.i.	0.10kg
NES88	88mm	3½"	82mm	96mm	36mm	110mm	0.5" bsp	10p.s.i.	0.10kg
NES100	100mm	4"	95mm	105mm	36mm	110mm	0.5" bsp	5p.s.i.	0.15kg
NES115	115mm	4½"	114mm	124mm	36mm	110mm	0.5" bsp	5p.s.i.	0.2kg
NES125	125mm	5"	117mm	127mm	40mm	110mm	0.5" bsp	5p.s.i.	0.2kg
NES150	150mm	6"	146mm	155mm	42mm	110mm	0.5" bsp	5p.s.i.	0.25kg

Aluminium EXPANDING PIPE STOPPERS SPECIFICATION									
AES1.5	40mm	1½"	38mm	50mm	45mm	94mm	½"	30p.s.i.	0.17kg
AES2	50mm	2"	49mm	62mm	43mm	90mm	½"	30p.s.i.	0.22kg
AES2.5	65mm	2½"	62mm	77mm	43mm	92mm	½"	30p.s.i.	0.27kg
AES3	75mm	3"	73mm	89mm	43mm	94mm	½"	20p.s.i.	0.31kg
AES3.5	90mm	3½"	84mm	103mm	53mm	96mm	½"	15p.s.i.	0.36kg
AES4	100mm	4"	94mm	110mm	47mm	94mm	½"	10p.s.i.	0.36kg
AES4.5	114mm	4½"	112mm	130mm	56mm	140mm	½"	10p.s.i.	0.47kg
AES5	125mm	5"	125mm	142mm	60mm	95mm	½"	10p.s.i.	0.79kg
AES6	150mm	6"	146mm	168mm	48mm	96mm	½"	10p.s.i.	0.70kg
AES7	175mm	7"	175mm	200mm	64mm	100mm	1"	7p.s.i.	1.92kg
AES8	200mm	8"	193mm	220mm	64mm	100mm	1"	7p.s.i.	1.59kg
AES9	225mm	9"	220mm	240mm	64mm	170mm	1"	7p.s.i.	2.06kg
AES10	250mm	10"	245mm	270mm	73mm	178mm	1"	7p.s.i.	2.52kg
AES11	275mm	11"	274mm	328mm	100mm	200mm	1"	7p.s.i.	3.45kg
AES12	300mm	12"	295mm	325mm	77mm	200mm	1"	7p.s.i.	3.42kg
AES13	325mm	13"	325mm	360mm	120mm	230mm	1"	5p.s.i.	4.75kg
AES14	350mm	14"	350mm	385mm	110mm	215mm	1"	5p.s.i.	6.95kg
AES15	375mm	15"	370mm	410mm	110mm	225mm	1"	5p.s.i.	5.35kg
AES16	400mm	16"	390mm	435mm	110mm	225mm	1"	5p.s.i.	5.9kg
AES18	450mm	18"	445mm	495mm	110mm	225mm	2"	5p.s.i.	8.75kg
AES20	500mm	20"	495mm	550mm	145mm	255mm	2"	5p.s.i.	11.3kg
AES21	525mm	21"	520mm	575mm	145mm	255mm	2"	3p.s.i.	11.8kg
AES24	600mm	24"	595mm	650mm	145mm	255mm	2"	3p.s.i.	15.85kg

Steel EXPANDING PIPE STOPPERS SPECIFICATION									
SES1.5	40mm	1½"	37mm	50mm	31mm	81.5mm	½"	30p.s.i.	0.16kg
SES2	50mm	2"	50mm	61mm	32.7mm	82.8mm	½"	30p.s.i.	0.18kg
SES2.5	65mm	2½"	61mm	75mm	33.2mm	80.5mm	½"	30p.s.i.	0.26kg
SES3	75mm	3"	73mm	85mm	34mm	80.5mm	½"	20p.s.i.	0.28kg
SES3.5	89mm	3½"	84mm	100mm	41mm	81mm	½"	15p.s.i.	0.36kg
SES4	100mm	4"	94mm	108mm	37.5mm	83.3mm	½"	10p.s.i.	0.41kg
SES4.5	114mm	4½"	110mm	125mm	40mm	83.3mm	½"	10p.s.i.	0.58kg
SES5	125mm	5"	124mm	139mm	37mm	83.3mm	½"	10p.s.i.	0.60kg
SES6	150mm	6"	145mm	160mm	39.7mm	83.3mm	½"	10p.s.i.	0.75kg
SES7	175mm	7"	175mm	200mm	46mm	130mm	1"	7p.s.i.	1.56kg
SES8	200mm	8"	195mm	215mm	37mm	130mm	1"	7p.s.i.	1.47kg
SES9	225mm	9"	210mm	230mm	58mm	150mm	1"	7p.s.i.	1.93kg
SES10	250mm	10"	245mm	260mm	55mm	150mm	1"	7p.s.i.	2.55kg
SES12	300mm	12"	296mm	320mm	85mm	150mm	1"	7p.s.i.	3.72kg
SES14	350mm	14"	340mm	385mm	85mm	210mm	1"	5p.s.i.	6.54kg
SES15	375mm	15"	370mm	415mm	100mm	210mm	1"	5p.s.i.	7.00kg
SES16	400mm	16"	390mm	430mm	95mm	210mm	1"	5p.s.i.	8.45kg
SES18	450mm	18"	448mm	495mm	100mm	210mm	1"	5p.s.i.	10.6kg
SES20	500mm	20"	495mm	550mm	145mm	255mm	2"	3p.s.i.	11.3kg
SES21	525mm	21"	520mm	575mm	145mm	255mm	2"	3p.s.i.	11.5kg
SES24	600mm	24"	595mm	650mm	145mm	255mm	2"	3p.s.i.	15.85kg

\* Larger sizes available upon request





# INFLATABLE PIPE STOPPERS

Sizes: 2 - 80" (50 - 2035mm)

## Single inflatable dams for blocking and testing

TAG offers a range of shapes and sizes of inflatable stoppers, suitable for all applications. Made from a natural rubber bladder covered in waterproof polyurethane coated nylon to prevent friction and static electricity build up.

There are six different types available:

- **Cylindrical** - These are generally used for blocking pipes where access is restricted
- **Spherical** - These stoppers have less contact area than cylindrical stoppers, and are most suited to applications where access is further limited. Due to its shape the spherical inflatable stopper can be used at any angle
- **Square / Rectangular** - These stoppers have a variety of applications, including in air conditioning ducting and venting.
- **Doughnut** - These stoppers require minimal space and are perfectly suited to larger diameter pipes as there is less inflation required
- **Sausage** - The design of this type gives more contact area between the stopper and the pipe wall enabling these stoppers to hold back more pressure
- **Heat Resistant** - These stoppers are made from a specially designed kevlar and nomex mix material to withstand temperatures up to 500°C for applications involving higher temperatures such as pre heating

Each inflatable stopper comes with an inflation hose fitted with a schraeder valve enabling inflation with a standard airline, bicycle or foot pump.



12"

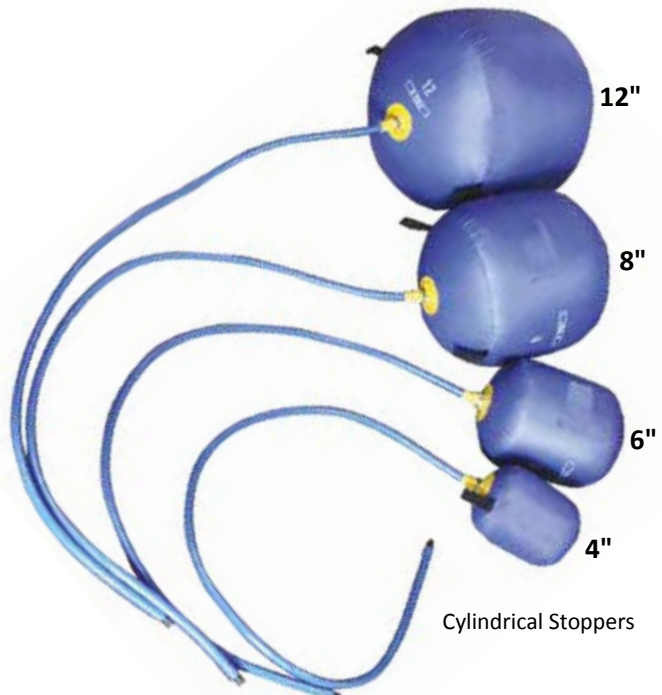


16"

Heat Resistant Stopper



Doughnut Stoppers



Cylindrical Stoppers

TAG Pipe Purge System inflatable stoppers are supplied as standard with no through tube. Through tubes can be supplied when the stoppers are required for weld purging applications.

When deflated, the inflatable stoppers can be inserted and withdrawn with ease.

## Sizing and Specification

PART NO.	INFLATABLE STOPPER SIZE (MM / INCH)	MIN ID (MM)	MAX ID (MM)
IPS2	50mm / 2"	45mm	55mm
IPS3	75mm / 3"	70mm	80mm
IPS4	100mm / 4"	95mm	105mm
IPS5	125mm / 5"	120mm	130mm
IPS6	150mm / 6"	145mm	155mm
IPS7	175mm / 7"	170mm	180mm
IPS8	200mm / 8"	195mm	205mm
IPS9	225mm / 9"	220mm	230mm
IPS10	250mm / 10"	245mm	255mm
IPS11	275mm / 11"	270mm	280mm
IPS12	300mm / 12"	295mm	305mm
IPS13	325mm / 13"	320mm	330mm
IPS14	350mm / 14"	345mm	355mm
IPS15	375mm / 15"	370mm	380mm
IPS16	400mm / 16"	395mm	405mm
IPS17	425mm / 17"	420mm	430mm
IPS18	450mm / 18"	445mm	455mm
IPS19	475mm / 19"	470mm	480mm
IPS20	500mm / 20"	495mm	505mm
IPS21	525mm / 21"	520mm	530mm
IPS22	550mm / 22"	545mm	555mm
IPS23	575mm / 23"	570mm	580mm
IPS24	600mm / 24"	595mm	605mm
IPS26	650mm / 26"	645mm	655mm
IPS27	675mm / 27"	670mm	680mm
IPS28	700mm / 28"	695mm	705mm
IPS30	750mm / 30"	745mm	755mm
IPS32	800mm / 32"	795mm	805mm
IPS34	850mm / 34"	845mm	855mm
IPS36	900mm / 36"	895mm	905mm
IPS39	1000mm / 39"	995mm	1005mm
IPS44	1100mm / 44"	1095mm	1105mm
IPS48	1200mm / 48"	1195mm	1205mm
IPS51	1300mm / 51"	1295mm	1305mm
IPS55	1400mm / 55"	1395mm	1405mm
IPS60	1500mm / 60"	1495mm	1505mm
IPS63	1600mm / 63"	1595mm	1605mm
IPS67	1700mm / 67"	1695mm	1705mm
IPS71	1800mm / 71"	1795mm	1805mm
IPS75	1900mm / 75"	1895mm	1905mm
IPS79	2000mm / 79"	1995mm	2005mm
IPS80	2035mm / 80"	2030mm	2040mm

*\* Larger sizes available upon request*



# **TAG** CUSTOM STOPPERS

*Any inflatable stopper we can make*

TAG can manufacture to any size, shape and material dependant on the clients requirements any style or inflatable stopper, bag or system.

Please see examples below:









**PIPE EQUIPMENT SPECIALISTS LTD**

## **LAYOUT AND MARKING TOOLS**



Tel: +44 (0)1869 324 144

**www.TAG-PIPE.com**

E-mail: [sales@tag-pipe.com](mailto:sales@tag-pipe.com)



# TAG ROTARY EARTH CLAMP

*No more tangled earth leads*

## Features and Advantages

- Attaches and detaches in seconds
- Makes up earth leads three ways - lug, clamp on and bare cable

A simple yet effective device eliminates earth lead twisting, tangling and unnecessary wear.

Provides a stable earth for circumferential welding of pipes and fittings and eliminates weld pinholes caused by poor earthing.

Anti-arc bearings take loads of up to 400 amps.



PART NO.	DESCRIPTION	WEIGHT	
REC1	Rotary Earth Clamp	1.8kg	4.0lbs

# TAG WRAP-A-ROUND PIPE WRAPS

*Easy Pipe Marking*

Economical tool for marking straight lines around pipe, or for use of a straight edge. Made out of flexible gasket material, with good resistance to heat and cold.

Available in two colours, designating material type and service temperature. Gray material is used high temperature applications up to 550°F asbestos free wrap-a-rounds in 3.88" and 5.00" feature a metric scale and pitch chart.

All sizes are printed with a scale in inches, pitch chart, tangent chart and other useful markings. Extra small and special order sizes are unmarked.

PART NO.	DIMENSIONS WIDTH (INCH) / LENGTH (FT)	PIPE SIZE (INCH)
TW3	3.88" / 4ft	3 - 6"
TW4	3.88" / 6ft	3 - 10"
TW5	5.00" / 7ft	4 - 12"
TW6	5.00" / 9ft	6 - 16"
TW3PF	3.88" / ft length desired (priced per ft)	3" - Any
TW5PF	5.00" / ft length desired (priced per ft)	4" - Any
Special length over 10ft up to 375ft		

## Examples

PIPE SIZE (INCH)	PIPE WRAP SIZE (FT)
18"	11ft
21"	13ft
24"	14ft
30"	18ft
36"	21ft
48"	28ft



## TAG FLANGE PINS

Flange Pins are an economical and efficient way to align flanges. For use in  $\frac{1}{2}$  -  $1\frac{1}{2}$ " holes. Quick release design for fast flange alignment. Durable zinc coating finish increases tool life. For use in flange holes up to  $1\frac{1}{2}$ " deep. Knurled handles increase grip. Light weight 1.60kg / 3.5lbs.

PART NO.	SIZE (INCH)	DESCRIPTION
TQFFP1	$\frac{7}{16}$ - $1\frac{1}{2}$ "	Quick Fit Carbon Flange Pins
TFPSS1	$\frac{1}{4}$ - $\frac{7}{8}$ "	Stainless Steel Flange Pins



## TAG MAGNETIC UNIVERSAL LEVEL

Designed primarily for pipe fitting applications. For all metal work the magnetic feature will offer an extra hand. Multi purpose tool offers 360 degree adjustable dial set level. Includes 2 x 20 pound magnets exerting 50 pound pull this will secure the unit in place on any Steel, this enables hands free levelling. For aligning flanges the TAG Magnetic Universal Level is designed to be used with the Quick Flange Pins.

PART NO.	DESCRIPTION
TMUL	2 x 20lbs magnets



## TAG CENTERING HEAD

The TAG Centering Head aids in the setting of centre lines, establishing angles and marks, for butt-ins, locating points inside pipes and tanks, laying out keyways and measuring declivity. Standard model is used on pipe  $\frac{1}{2}$ " diameter and larger and has a 4" Y-type head fitted with an adjustable dial set level (DSL) and a manually operated hardened centering pin. The large centering head is ideal for pipe 1" diameter and up and has an 8" Y-type head and a DSL. A spring-loaded hardened centering pin eliminates the need for a hammer.

PART NO.	SIZE (INCH)
TCH	Standard $\frac{1}{2}$ " plus
TCHL	Extra Large 1" plus



## TAG CONTOUR MARKER

Time saving tool designed to layout pipe and structural joints. Precise layout of any angle, tees, wyes, crosses, elbows. Eliminated mathematical formulas/cut and try material waste. Consists of X-shape frame, calibrated protractor and a triple jointed marking arm and holder, the protractor is calibrated on both sides, one side in degrees and other side in rise-inches per foot.

PART NO.	SIZE (INCH)
TCM18	1½ - 18"
TCM48	8 - 48"



## TAG RADIUS MARKER

Models available in four sizes for scribing circles up to 80" in diameter 40" radius. Folding type design three smallest models will fit conveniently into a shirt pocket. Sturdy friction joints maintain rigidity and accuracy, and are made from light weight, rustproof Aluminium for long wear. Soapstone crayon is included. The scribe holder will accept round, square or flat soap stone crayon, pencil or Steel point scribe.


PART NO.	RADIUS (INCH)
TRM8	0 - 8"
TRM20	0 - 20"
TRM24	0 - 24"
TRM40	0 - 40"



## TAG FLANGE SQUARE

Designed for the precise adjustment of flanges in tube/pipe construction.

PART NO.	SIZE (MM)
TFSQ300	300mm x 300mm / 30mm x 5mm
TFSQ400	400mm x 400mm / 30mm x 5mm
TFSQ500	500mm x 500mm / 30mm x 5mm







# HANDY POINT PLUS TUNGSTEN GRINDER

*The elite portable grinding machine for tungsten electrodes*

The Handy Point Plus is a portable Tungsten grinder that is both environmentally friendly and has the ability to grind repeatable quality points on Tungsten electrodes for TIG and plasma welding. The Handy Point Plus is equipped with an integrated, replaceable dust filter, protecting the operator and the environment against the potentially harmful dust produced during electrode grinding. Thanks to its unique electrode holder, the Handy Point Plus is able to grind electrodes as short as 15mm with a standard electrode clamp. Using the special electrode clamp, tungsten electrodes as short as 8mm can be ground. The use of the electrode holder also ensures a precise, centred and repeatable tip. The Handy Point Plus is equipped with an inspection cover enabling the operator to see the grinding operation.

## How it works

The Handy Point Plus is easy to operate, set the required grinding angle, and secure the electrode into the holder using the locking device. The electrode is now set so as to minimise the amount of grinding required (0.3mm removal).

The Handy Point Plus is equipped with an eccentric plate, which makes it possible to adjust the grinding position on the face of the wheel, tripling the life of the diamond wheel.

The Handy Point Plus is supplied in a case ready to go, electrode clamps for 1.6; 2.4 and 3.2 diameter tungsten's are included (other sizes are available).

The Handy Point Plus is CE marked and is manufactured to meet all EU directives.

- Integrated exhaustion with a replaceable dust filter
- Triple use of the diamond wheel
- Easy to use, combined electrode positioning and locking devise
- Grinding electrode as short as 15mm
- Durable storage case and light weight make the Handy Point Plus ideal for working on site

## Specification

HANDY POINT PLUS	TUNGSTEN GRINDER
Part No.	HPPTG1: 110v
	HPPTG2: 220v
Motor	850w
RPM	28000
Weight	2.8kg / 6lbs

Available in 110V or 220v power supply.



Adjustable grinding angle from 15 - 180°



Stand to fix to a bench



Precise adjustment of the stick-out



Eccentric plate triples the use of the diamond wheel





# PRO POINT PLUS TUNGSTEN GRINDER

*The ultimate in electrode grinding for optimal TIG Welding*

The Pro Point Plus is a unique wet tungsten electrode grinding machine, and offers the most precise and environmentally friendly way of preparing Tungsten electrodes for TIG welding.

The Pro Point Plus is constructed with a unique disposable container, which automatically collects all toxic dust particles, eliminating the need for any separate extraction systems. The container can then be safely disposed of in accordance with regulations.

A precise angle is paramount to producing the high quality of the weld seams and also increases the number of reignitions between grinding, thus improving productivity and prolonging the life of the electrode.

Using the Pro Point Plus, it is simple to produce the exact angle required. A unique digital angle display and special locking device allows the operator to position the electrode precisely, and the grinding is carried out in the correct longitudinal direction along the electrode.

## Features and Advantages

- 3 grinding positions on the grinding wheel, effectively tripling the grinding life of the wheel
- Longitudinal Grinding of electrodes for the best results
- Cold wet grinding combined with the diamond wheels' high grinding speed ensure that the tungsten electrode always has a polished and even surface
- Easy, safe disposal of hazardous grinding dust in the replaceable cartridge
- Digital angle setting for quick reference and repeatable accuracy
- Tungsten as short as 10mm can be ground ensuring minimal wastage and making the Pro Point Plus perfect for orbital welding applications
- No tools are needed for the easy removal of the waste container for its safe disposal
- Set up the grinder and re-produce the same electrode over and over



Holder can be easily positioned to flatten tip at 90°



Digital angle readout

## TECHNICAL SPECIFICATION

Part No.	PPPTG1: 110v
	PPPTG2: 220v
Power Supply	230v / 110v 50 - 60Hz
Electrodes	1.0mm to 4.0mm*
RPM	10000
Grinding Speed	60m/sec
Diamond Wheel	100mm diameter
Min. Grinding Length	10mm
Angles	7.5° - 90° (15° - 180° Tip)
Cutting Length	10 - 175mm
Weight	12.8kg / 28lbs

\* Larger sizes available upon request



PIPE EQUIPMENT SPECIALISTS



## MANIPULATION AND AUTOMATION EQUIPMENT

We are proud to introduce **PES (Pipe Equipment Specialists BVBA)** as a wholly owned subsidiary of **TAG-PIPE** based in Belgium.

**PES** are engaged in a continuous research and development program to provide welding automation and manipulation equipment and systems geared to the fast changing needs of the welding industry for welding and cladding/overlay.

**PES** has partnerships with some of the world's leading companies in their respective fields and offers cross-integration solutions, consultancy and training activities.

**PES** are specialist manufacturers, designers, innovators and integrators of a wide range of manipulation and automation equipment for fabrication workshops and on site activities.

[www.PES-EUROPE.com](http://www.PES-EUROPE.com)



PIPE & INDUSTRIAL TOOLS

## PIPE RIGGING EQUIPMENT

We are proud to introduce **B&B Pipe and Industrial Tools LLC** a sister company of **TAG-PIPE** based in Houston, Texas, USA.

**B&B** are engaged in mirroring business activities of **TAG-PIPE**, however, in addition, manufacture their own range of Pipe Rigging Rollers and Slings that we are pleased to promote on their behalf outside of North and South America.



[www.BBPIPETOOLS.com](http://www.BBPIPETOOLS.com)



## HEAT EXCHANGER, BOILER AND TUBE BUNDLE EQUIPMENT

**TAG-PIPE** is proud to be the UK's Exclusive/Sole Distributor of the **Maus Italia** range of Tube Tools for both the production and maintenance of Heat Exchangers, Condensers, Boilers and Tube Bundles.

### Products Include:

- Tube Expanders
- Tube Expanding Machines
- Tube Cutting Tools and Machines
- Tube Rolling Machines
- Tube Pulling Tools and Machines
- Tube to Tube sheet Welding Technology
- Tube Bundle Extraction, Cutting and Transportation Equipment



[www.MAUSITALIA.IT](http://www.MAUSITALIA.IT)



Tel: +44 (0)1869 324 144

[www.TAG-PIPE.com](http://www.TAG-PIPE.com)

E-mail: [sales@tag-pipe.com](mailto:sales@tag-pipe.com)








## PIPE EQUIPMENT SPECIALISTS LTD

### PRODUCTS INCLUDE:

#### PIPE BEVELLING MACHINES



#### PIPE CUTTING MACHINES



#### PIPE ALIGNMENT CLAMPS



#### PIPE STANDS AND ROLLERS



#### PIPE PURGING EQUIPMENT



#### PLATE BEVELLERS



North  
America

Europe

Asia

Middle  
East

India

Africa

South  
America

Australia



#### TAG Head Office

**TAG PIPE EQUIPMENT SPECIALISTS LTD**  
Unit 15 & 16 Grendon Industrial Estate, Grendon Underwood,  
Aylesbury, Buckinghamshire, HP18 0QX England

Tel: +44 (0)1869 324 144 E-mail: [sales@tag-pipe.com](mailto:sales@tag-pipe.com)

[www.TAG-PIPE.COM](http://www.TAG-PIPE.COM)

#### Your Local Distributor



**ant s.r.o.**  
Staré Grunty 17/a  
841 04 Bratislava  
02/60 10 37 21  
[ant@ant.sk](mailto:ant@ant.sk)  
[www.ant.sk](http://www.ant.sk)  
[www.tag.ant.sk](http://www.tag.ant.sk)