ROTHENBERGER

pipetool technologies at work

2016/2017

www.rothenberger.com

ONE of 6.000

Premium tools for professionals!

R 600

Almost real "Classics":

Our R-system pipe cleaning machines R 550, R 600, R 650 and R 750 can remove even the most persistent blockages – all over the world. Our customers can always count on receiving the highest quality products which have earned the right to carry the ROTHENBERGER name.

Obviously "Made in Germany"!

Transparency, Efficiency and Competence.

Communication, production and technical know-how are united in the ROTHENBERGER TEC Center. The architecture, which is a perfect symbiosis of functionality and aesthetics, is perfectly suited for performing a wide variety of tasks. Furthermore, the TEC Center is a place of inspiration for our visitors with a representative showroom, the training rooms and a highly praised gastronomy. **Welcome!**

Welcome to ROTHENBERGER!

We contribute to the supply of water and energy for people all over the world. With more than 6,000 products we offer the largest product portfolio in the industry – and can therefore offer comfortable "one-stop shopping" for our partners in craft, trade and industry. More than 1,700 colleagues in 50 subsidiaries and 17 production sites worldwide develop and manufacture roughly 28 million tools every year, which are sold in 90 countries around the world.

However, it is not just a matter of quantity: More than 200 patents and trademarks, as well as a high in-house production quota are evidence of the high standard and quality of our products. It is our objective to support and simplify the everyday professional work of our customers in order to make it possible for them to deliver the best results in the shortest period of time. This is what our good name has represented for more than 65 years – and we are proud of it.

10 good reasons why trade professionals choose ROTHENBERGER again and again:

1. The right tool for everyone:

Our full product range includes more than 6.000 products – making it the most extensive program in the world!

2. All for the customer:

Every day in subsidiaries around the world 1.700 ROTHENBERGER employees dedicate themselves to ensuring that our customers are 100% satisfied with our products, technologies and services – on a global scale.

3. Nothing but the best – our standards of quality:

Every product which carries the name ROTHENBERGER meets the highest professional requirements. A promise which we deliver on afresh day by day.

4. Professional solutions – more than just products:

Your tradecraft is the focus of our innovative strength. ROTHENBERGER represents integrated system solutions which support you in performing better, quicker, easier and – above all – more profitably!



Scan the QR code in order to learn more about the ROTHENBERGER specialist dealer near you!

5. Innovation and production in one hand:

The ROTHENBERGER Research and Development department is distributed over three locations in Kelkheim (Germany), Abadiano (Spain) and Épernay (France), where our main production sites are located as well. Moreover, we produce in our own plants – for example in the USA and at 13 further group locations in 7 European countries.

6. We set standards:

Innovative tools and technologies from ROTHENBERGER keep changing the market and the handcraft. This is evidenced by the existence of more than 200 patents and trademarks, as well as revolutionary developments such as the Constant Force Technology (CFT®), app-supported inspection cameras or completely new types of connection technologies.

7. „Live at work“ – simply closer:

Before the sale is after the sale! To ensure this, approximately 500 ROTHENBERGER sales consultants and 200 demonstration vehicles are deployed every day. We also present in local markets at more than 120 exhibitions every year. At our central office in Kelkheim we are continuously training specialised trade representatives – in order to guarantee expert consultations and advice!

8. Best products – best service:

ROTHENBERGER operates more than 150 globally active service centers. This enables us to quickly provide repair and maintenance work. And the best part: Our RO SERVICE+ program offers you the best conditions with minimal costs!

9. Reliable, simple and rapid:

Thanks to the international ROTHENBERGER Supply Chain network we are able to achieve the highest possible availability and the shortest delivery times. Because of this 97% of our customers receive the goods they ordered within 48 hours!

10. We are right where you need us:

Whether you are interested in ordering our tools, have a service request or want to follow us on Facebook – we offer various contact options for you to get in touch!

1 5 5 RO SERVICE+ [1)]

facebook

YouTube

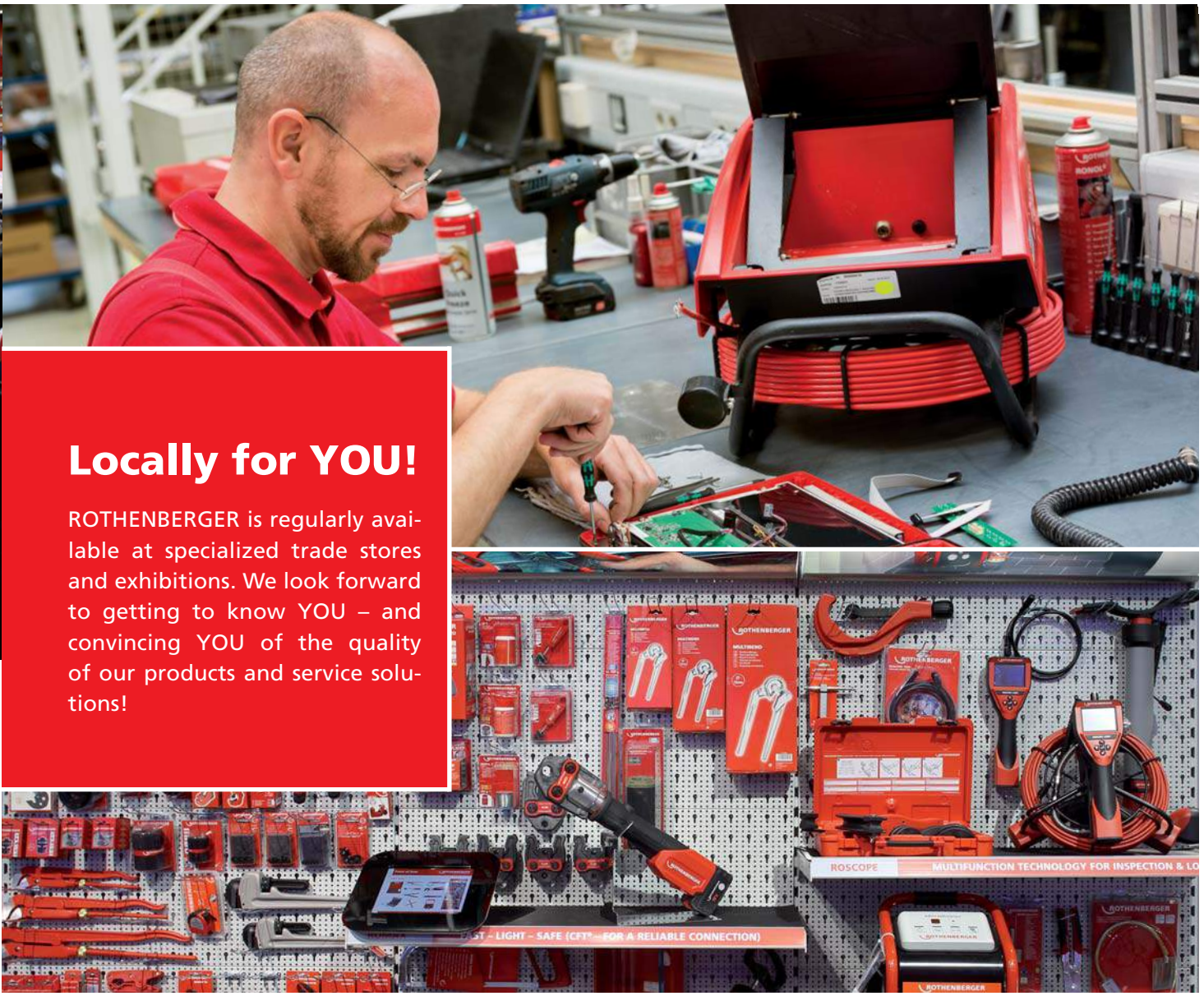

Locally for YOU!

ROTHENBERGER is regularly available at specialized trade stores and exhibitions. We look forward to getting to know YOU – and convincing YOU of the quality of our products and service solutions!

[1)] Stand 02/2015: Vollständige Bedingungen unter www.rothenberger.com/service. RO SERVICE+ gilt nur in teilnehmenden Ländern.

Innovation with an app!

ROTHENBERGER stands for innovation – so this is a matter of course: Go online with the pipe inspection systems app!



You can find us everywhere!

Whether at an authorised dealer, at ROTHENBERGER.com, by calling our service hotline or with an on-site consultation:

We are always nearby!

This is where customer satisfaction begins:

Our two Global Logistics Centers in Germany and Spain deliver products quickly and directly to our trading partners – in over 12 countries in Europe. Together with additional local logistics centers in 21 countries, they compromise the global ROTHENBERGER Supply Chain network which guarantees reliable supply. The satisfaction of our customers is our highest priority!

Applications

		Page	
Installation	Cutting	8	1
	RODIA® Diamond-Core Drilling	36	2
	Bending	54	3
	Expanding, Extracting, Flaring	76	4
	Pressing	102	5
	Threading	122	6
	Soldering & Welding	148	7
Service & Maintenance	Testing & Leak Detection	188	8
	Freezing	198	9
	Inspection & Locating	204	10
	Flushing & Pipe Cleaning	218	11
	ROWELD® Plastic Pipe Welding	260	12
	Refrigeration & Air-Conditioning Technology	284	13
	General-Purpose Tools	306	14
	Table of Contents Alphabetical / Numerical Pictograms / Abbreviations	346	15

1

ONE of 6.000

Premium tools for professionals!

Cutting

System Overview Cutting Tools 10 - 13

Cutting Metal Manual

- Tube Cutter for Copper & Steel 14 - 18
- Tube Cutter for Stainless Steel (INOX) & Steel 18 - 20
- Cutting Wheels & Spare Parts 21

Cutting Plastic / MSR Manual

- Plastic Pipe Shears 22 - 23
- Tube Cutter for Plastic 24 - 25
- Tube Cutter for MSR 25

Sawing Manual

- Hand Saws & Saw Blades 26

Sawing Electric

- Band Saws 27
- Pipe Saws 28 - 30
- Universal Saws 31
- Saw Blades 32

Deburring, Chamfering & Calibration

- Universal Internal & External Deburrer 33
- Deburrer for Metal 34
- Chamfering Unit for Plastic 34
- Deburrer for MSR 35

Do you want to know more about our products? Please scan the QR-Code!

System Overview Cutting Tools

1

Pipe Cutter Steel, Plastic, MSR

	TC 35 DURAMAG®	TC 35 C	TC 35 DURAMAG® MSR	INOX TC 35 PRO DURAMAG®	TC 42 PRO
Work space:	Ø 6-35 mm (1/4-1.3/8”)	Ø 6-35 mm (1/4-1.3/8”)	Ø 6-35 mm (1/4-1.3/8”)	Ø 6-35 mm (1/4-1.3/8”)	Ø 6-42 mm (1/4-1.5/8”)
Dimensions:	150 x 60 x 40 mm	150 x 60 x 40 mm	150 x 60 x 40 mm	150 x 60 x 40 mm	160 x 60 x 40 mm
Weight:	255 g	470 g	255 g	255 g	540 g
Extras:	Internal pipe deburrer, Spare cutter wheels	Internal pipe deburrer, Spare cutter wheels	Internal pipe deburrer, Spare cutter wheels	Internal pipe deburrer, Spare cutter wheels	Internal pipe deburrer, Spare cutter wheels
Suitable for:	Cu, Brass, Al, Thin-walled steel pipes	Refrigeration technology	PE-,PP-, PVDF-, PVC, Plastic coated pipes	Stainless steel	Cu, Brass, Al, Thin-walled steel pipes
Page	**14, 15**	**14, 15**	**14, 15**	**14, 15**	**14, 15**

	TC 42 PRO MSR	TC 42 PRO PVC	INOX TC 42 PRO	MINICUT I PRO	MINICUT II PRO
Work space:	Ø 6-42 mm (1/4-1.5/8”)	Ø 6-42 mm (1/4-1.5/8”)	Ø 6-42 mm (1/4-1.5/8”)	Ø 3-16 mm (1/8-5/8”)	Ø 6-22 mm (1/4-7/8”)
Dimensions:	160 x 60 x 40 mm	160 x 60 x 40 mm	160 x 60 x 40 mm	70 x 40 x 30 mm	170 x 100 x 70 mm
Weight:	540 g	540 g	540 g	115 g	125 g
Extras:	–	–	–	–	–
Suitable for:	PE-,PP-, PVDF-, Plastic coated pipes	PE-,PP-, PVDF-, Plastic coated pipes	Stainless steel	Cu, Messing, Al, Thin-walled steel pipes	Cu, Messing, Al, Thin-walled steel pipes
Page	**14, 15**	**14, 15**	**14, 15**	**16**	**16**

	MINICUT 2000	MINI MAX	TUBE CUTTER 30 PRO	TUBE CUTTER 50 PRO	INOX TUBE CUTTER 30 PRO
Work space:	Ø 6-22 mm (1/4-7/8”)	Ø 63-28 mm (1/8-1.1/8”)	Ø 3-30 mm (1/8-1.3/8”)	Ø 12-50 mm (1/5-2”)	Ø 3-30 mm (1/8-1.1/8”)
Dimensions:	70 x 40 x 30 mm	80 x 60 x 30 mm		380 x 90 x 90 mm	150 x 60 x 40 mm
Weight:	140 g	270 g	305 g	520 g	305 g
Extras:	–	–	Internal pipe deburrer, Spare cutter wheel	Internal pipe deburrer, Spare cutter wheel	Internal pipe deburrer, Spare cutter wheel
Suitable for:	Cu, Brass, Al, Thin-walled steel pipes	Cu, Brass, Al, Thin-walled steel pipes	Cu, Brass, Al, Thin-walled steel pipes	Cu, Brass, Al, Thin-walled steel pipes	Stainless steel Thin-walled steel pipes
Page	**16**	**16**	**17**	**17**	**18**

Pipe Cutter Steel

	Automatic Pipe Cutter Gr. 1	Automatic Pipe Cutter Gr. 2	Chain Pipe Cutter	ROSLICE 12 mm	ROSLICE 15 mm
					
Work space:	Ø 6-67 mm (1/4-2.5/8")	Ø 50-127 mm (2-5")	Ø 20-100 mm (1-4")	Ø 12 mm (1.1/8")	Ø 15 mm (5/8")
Dimensions:	240 x 110 x 50 mm	360 x 80 x 70 mm	370 x 280 x 250 mm	175 x 100 x 45 mm	175 x 100 x 45 mm
Weight:	755 g	755 g	575 g	230 g	240 g
Extras:	Internal pipe deburrer, Spare cutter wheels	Internal pipe deburrer	–	–	–
Suitable for:	Cu, Brass, Al, Thin-walled steel pipes Plastic coated pipes	Cu, Brass, Al, Thin-walled steel pipes Plastic coated pipes	Cu, Brass, Al, Thin-walled steel pipes Plastic coated pipes	Cu	Cu
Page	17	17	17	18	18

	ROSLICE 18 mm	ROSLICE 22 mm	INOX TUBE CUTTER	ENORM 4"	SUPER 1.1/4"
Work space:	Ø 18mm (3/4")	Ø 22 mm (7/8")	Ø 6-60 mm (1/4-2.3/8")	Ø 60-115 mm (2-4")	Ø 10-42 mm (1/8-1.1/4")
Dimensions:	175 x 100 x 45 mm	175 x 100 x 45 mm	610 x 190 x 70 mm	280 x 110 x 40 mm	400 x 130 x 60 mm
Weight:	250 g	260 g	305 g	7.105 g	1.040 g
Extras:	–	–	–	–	–
Suitable for:	Cu	Cu	Stainless steel	Steel	Steel
Page	18	18	19	20	20

	SUPER 2"	INOX SUPER 1.1/4"	INOX SUPER 2"
Work space:	Ø 10-60 mm (1/8-2")	Ø 10-42 mm (1/8-1.1/4"	Ø 10-60 mm (1/8-2")
Dimensions:	400 x 130 x 60 mm	280 x 110 x 40 mm	400 x 130 x 60 mm
Weight:	2.155 g	1.040 g	2.155 g
Extras:	–	–	–
Suitable for:	Steel	Stainless steel	Stainless steel
Page	20	20	20

System Overview Cutting Tools

1

Plastic Pipe Cutter

	TC 67 PL	TC 125 PL	TC 168 PL	PLASTICUT PVC	PLASTICUT PVC	PLASTICUT PVC
Work space:	Ø 6-67 mm (1/4-2.5/8”)	Ø 50-125 mm (2-5”)	Ø 110-168 mm (4-6.5/8”)	Ø 32 mm	Ø 40 mm	Ø 50 mm
Dimension:	280x110x50 mm	360x180x70 mm	400x220x70 mm			
Weight:	700 g	1.600 g	1.700 g	55 g	70 g	115 g
Extras:	Internal pipe deburrer Spare cutter wheels	Internal pipe deburrer	Internal pipe deburrer	–	–	–
Suitable for:	PE-, PP-, PEX-, PB-, PVDF-Pipes, Sound-isolated drain pipes	PE-, PP-, PEX-, PB-, PVDF-Pipes, Sound-isolated drain pipes	PE-, PP-, PEX-, PB-, PVDF-Pipes, Sound-isolated drain pipes	PVC	PVC	PVC
Page	**24**	**24**	**24**	**25**	**25**	**25**

Plastic Shears

	ROCUT® TC 26	ROCUT® TC 32	ROCUT® PS 35	ROCUT® PS 26/42 S	ROCUT® TC 42
Work space:	Ø 0-26 mm (0-1/4”)	Ø 0-32 mm (1.3/8”)	Ø 6-35 mm (1/4-1.3/8”)	Ø 6-42 mm (1/4-1.5/8”)	Ø 0-42mm (0-1.5/8”)
Dimension:	310 x 150 x 120 mm	260 x 170 x 120 mm	215 x 195 x 40 mm	290 x 240 x 40 mm	210 x 150 x 120 mm
Weight:	370 g	220 g	740 g	950 g	447 g
Suitable for:	PP-,PE-,PEX-, PB-, PVDF-, MSR*	PP-,PE-,PEX-, PB-PVDF-, MSR*	PP-,PE-,PEX-, PB-PVDF-, MSR*	PP-,PE-,PEX-, PB-PVDF-, MSR*	PP-,PE-,PEX-, PB-PVDF-, MSR*
Page	**22, 23**	**22, 23**	**22, 23**	**22, 23**	**22, 23**

	ROCUT® TC 50	ROCUT® TC 63	ROCUT® TC 75
Work space:	Ø 0-50 mm (0-2”)	Ø 0-63 mm (0-2.1/2”)	Ø 0-75 mm (0-3”)
Dimension:	350 x 170 x 30 mm	350 x 170 x 180 mm	250 x 60 x 60 mm
Weight:	600 g	700 g	1.600 g
Suitable for:	PP-,PE-,PEX-, PB-, PVDF-, MSR*	PP-,PE-,PEX-, PB-PVDF-, MSR*	PP-,PE-,PEX-, PB-PVDF-, MSR*
Page	**22, 23**	**22, 23**	**22, 23**

Pipe Saws

	ROTIGER VARIO ELECTRONIC	UNIVERSAL ROTIGER VARIO ELECTRONIC
Work space:		up to Ø 6” –
Power:	1.500 Watt (230V, 110V)	1.600 Watt (230V), 1.300 Watt (110V)
Speeds:	0 - 2.200 r/min	1.000 - 2.800 r/min
Weight:	4,3 kg	3,7 kg
Hub:	26 mm	26 mm
Dimensions:	491 x 94 x 108 mm	440 x 120 x 80 mm
Saw blade holder:	Universal, U-shaft, special pipe saw blades	Quick tensioning for universal saw blades
Extras:	Chain tensioning device up to Ø 6”	
Page	**30**	**31**

Pipe Cutting System

	PIPECUT TURBO 250	PIPECUT TURBO 400
Work space:	Ø 20 - 250 mm	Ø 80 - 400 mm
Power:	1.400 Watt (230V, 110V, 50-60 Hz)	1.400 Watt (230V, 110V, 50-60 Hz)
Weight:	8,3 kg	10,2 kg
Dimensions:	223 x 235 x 410 mm	223 x 285 x 550 mm
Max. Wall thickness:	8 - 20 mm	8 - 20 mm
Cut-off wheels Ø:	Ø 140 - 165 mm	Ø 140 - 165 mm
Clutch Ø:	Ø 62 mm	Ø 62 mm
Page	**28, 29**	**28, 29**

1

TUBE CUTTER 35 / 42 Pro

Proven pipe cutter for the precise cutting of pipes Ø 6 - 42 mm (1/4 - 1.5/8")

DURAMAG® HI-Tec magnesium body

Product Profile

APPLICATION AREA

TC 35 / TC 42
For copper, brass, aluminium, thin-walled steel pipes
TC 35 Ø 6 - 35 mm / TC 42 Ø 6 - 42 mm

TC 35 MSR / TC 42 Pro MSR
PE, PP, PVDF, plastic coated pipes, PVC hard plastic pipes

INOX TC 35 / INOX TC 42 Pro
Stainless steel pipes INOX TC 35 Ø 6 - 35 mm /
INOX TC 42 Ø 6 - 42 mm

KEY FEATURES

- Optimal for confined spaces
- Quick adjustment of the working area
- Spare cutter wheel in handle
- Cuts near to flares are possible
- Retractable internal pipe deburrer
- Robust and extremely stable

Metal casing with DURAMANT® coating: Robust and extremely stable!



For copper and aluminium

TC 35 (70027)
TC 42 PRO (70029)

For MSR-pipes

TC 35 MSR (70108)
TC 42 PRO MSR (70109)

For INOX (Stainless Steel)-pipes

INOX TC 35 (70055)
INOX TC 42 (70070)

For refrigeration technology

TC 35 C (070027C)

TUBE CUTTER 35 DURAMAG® Counter Display

Counter display includes six TUBE CUTTER 35 DURAMAG®

Product Profile

KEY FEATURES

- Improved performance
- Higher stability with noticeably less weight



1/8

Constant, tight working radius of 123 mm

DURAMAG®
HI-Tec magnesium body

100% magnesium body up to 30% lighter compared to previous model!

No. 070027DB

Model	mm	inch	g			No.
TUBE CUTTER 35 DURAMAG® (Cu, brass, Al, thin-walled pipe)	6 - 35	1/4" - 1.3/8"	255	1	4	70027
TUBE CUTTER 35 DURAMAG® Display	6 - 35	1/4" - 1.3/8"	1700	1	6	070027DB
TUBE CUTTER 35 C (for refrigeration)	6 - 35	1/4" - 1.3/8"	470	1	4	070027C
TUBE CUTTER 35 DURAMAG® MSR	6 - 35	1/4" - 1.3/8"	470	1	4	70108
TUBE CUTTER 42 PRO (Cu, brass, thin-walled steel pipe)	6 - 42	1/4" - 1.5/8"	540	1	4	70029
TUBE CUTTER 42 PRO MSR	6 - 42	1/4" - 1.5/8"	540	1	4	70109
TUBE CUTTER 42 PRO PVC	6 - 42	1/4" - 1.5/8"	540	1	4	70072
INOX TUBE CUTTER 35 PRO DURAMAG® (stainless steel)	6 - 35	1/4" - 1.3/8"	470	1	4	70055
INOX TUBE CUTTER 42 PRO	6 - 42	1/4" - 1.5/8"	540	1	4	70070

ROTRAC 28 / 42

High-precision pipe cutter, Ø 3 - 42 mm (1/8 - 1.5/8")

Product Profile

KEY FEATURES

- Constant working radius
- Cast aluminium design
- Protection of the cutter wheel with the rolling stop
- Retractable internal deburrer and spare cutter wheel in handle
- Protected screw spindle – protection against dirt and jamming

Casing made in one cast

Stable and long-lasting

Model	mm	inch	g	No.	Description	g	No.
ROTRAC 28	3 - 28	1/8 - 1.1/8"	220	70010	Spare cutter wheel (contains 3 pcs.) Cu, Al, brass	20	070007D
ROTRAC 42	6 - 42	1/4 - 1.5/8"	255	70011	Spare axle	5	70080

ACCESSORIES

Model		No.
Internal / External deburrer, Ø 6 - 35 mm	33	1500000237
Internal / External deburrer, Ø 10 - 54 mm	33	1500000236
GRATFIX	34	21655
UNIGRAT	34	21660
Spare cutter wheels	21	



1

MINICUT I PRO / II PRO

Copper pipe cutter Ø 3 - 22 mm (1/8 - 7/8“)

Ideal for maintenance and repair work!

No. 70401

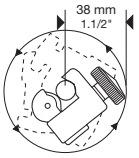

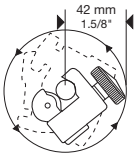

No. 70402

KEY FEATURES

- For copper, brass, aluminium, thin-walled steel pipes
- Handy design with small working radius (38 mm and/or 1.1/2“ I PRO/42 mm and/or 1.5/8“ II PRO) allows use in hard-to-reach places
- Effortless pressure control with the large knurled knob and handy design
- Two guide rollers with recess for cuts near flares
- Monoblock design allows delivery precision

Model	mm	inch	g			No.
MINICUT I PRO	3 - 16	1/8 - 5/8“	115	1	4	70401
MINICUT II PRO	6 - 22	1/4 - 7/8“	125	1	4	70402
Spare cutter wheel			20	1(5)		070017D
Spare axle			5	1		70041

MINICUT 2000

Copper pipe cutter Ø 6 - 22 mm (1/4 - 7/8“)

Ergonomic design of body and knob with seating surface for the hand during turning

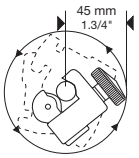

KEY FEATURES

- For copper, brass, aluminium, thin-walled steel pipes
- Handy design with small working radius (45 mm and/or 1.3/4“) allows use in hard-to-reach places
- Effortless pressure control with the large knurled knob and handy design
- Two guide rollers with recess for cuts near flares

Model	mm	inch	g			No.
MINICUT 2000	6 - 22	1/4 - 7/8“	140	1	4	70105
Spare cutter wheel			20	1(5)		070017D
Spare axle			5	1		70041

MINI MAX

Copper pipe cutter Ø 3 - 28 mm (1/8 - 1.1/8“)

Ergonomic design of body and knob with seating surface for the hand during turning

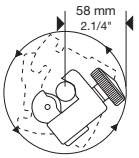

KEY FEATURES

- For copper, brass, aluminium, thin-walled steel pipes
- Handy design with very small working radius (58 mm and/or 2.1/4“) allows for use in hard-to-reach places
- Effortless pressure control with the large knurled knob and handy design
- Two guide rollers with recess for cuts near flares

Model	mm	inch	g			No.
MINI MAX	3 - 28	1/8 - 1.1/8“	270	1	4	70015
Spare cutter wheel			20	1(5)		070017D
Spare axle			5	1		70041

TUBE CUTTER 30 PRO / 50

Copper pipe cutter Ø 3 - 50 mm (1/8 - 2“)

KEY FEATURES

- For copper, brass, aluminium, thin-walled steel pipes
- Two guide rollers with recess for cuts near flares
- Retractable internal deburrer and spare cutter wheel in handle

No. 71019

Model	mm	inch	g			No.
TUBE CUTTER 30 PRO	3 - 30	1/8 -1.1/8“	305	1	4	71019
TUBE CUTTER 50	12 - 50	1/2 - 2“	520	1	4	70065

Model	g		No.
Spare cutter wheel (contains 5 pc.)	20	1	070017D
Spare axle	5	1	70041

Automatic Ratchet Telescopic Pipe Cutter

Telescopic pipe cutter Ø 6 - 67 mm (1/4 - 2.5/8“)

KEY FEATURES

- For copper, brass, aluminium, thin-walled steel pipes, as well as plastic coated pipes
- Retractable internal deburrer and spare cutter wheel in handle
- Monoblock design
- Quick adjustment with the ratchet telescopic guide with automatic spring-driven release
- Self-clamping prevents release due to quick adjustment during the cutting process

No. 70030

Model	mm	inch	g	No.
Size 1	6 - 67	1/4 - 2.5/8“	755	70030
Size 1 Spare deburring blade			5	21652
Size 1 Spare cutter wheel (5 pcs.)			20	070017D
Size 2 Spare cutter wheel (2 pcs.)			20	070057D
Size 2 Spare deburring blade			5	21652

Model	mm	inch	g	No.
Size 2	50 - 127	2 - 5“	1850	70142
Size 1 Spare axle			20	70042
Size 1 Spare deburrer complete			5	7500041
Size 2 Spare axle			5	70149

Chain Pipe Cutter

For pipes Ø 20 - 100 mm (1 - 4“)

KEY FEATURES

- For copper, brass, aluminium, thin-walled steel pipes, as well as plastic coated pipes
- Ideal for working in confined spaces, e.g. parallel-running pipes
- Stable chain with 15 mini cutter wheels, two-step adjustment, chrome plated with plastic covered handles

No. 70285

Model	mm	inch	g	No.
Chain pipe cutter	20 - 100	1 - 4“	575	70285
Spare cutter wheel chain			180	70286

ACCESSORIES

Model		No.
Internal / External deburrer, Ø 6 - 35 mm	33	1500000237
Internal / External deburrer, Ø 10 - 54 mm	33	1500000236
GRATFIX	34	21655
UNIGRAT	34	21660
Spare cutter wheels	21	



1

ROSLICE®

Copper pipe cutter Ø 12 - 22 mm (1/2 - 1.1/8“)

Ergonomic form

Less space needed, ideal for hard-to-reach places



Self-clamping and self-alignment

Prevents the deformation of the pipe

Non-slip surface

Reliable grip

Indicates rotating direction

Quick cutting with just a few turns

Pipe cutting possible near the wall

KEY FEATURES

- Quick cutting of copper pipes with less turns
- No deformation of the pipe: self-clamping and self-alignment
- Less space required, ideal for hard-to-reach places
- Reliable hold with the non-slip surface

Model	mm/inch		g	No.
ROSLICE®	12 mm	1	240	88812
ROSLICE®	15 mm	1	230	88815
ROSLICE®	18 mm	1	260	88818
ROSLICE®	22 mm	1	250	88822
Spare cutter wheel	1.1/8“, 12 mm	5	36.3	088840D
Spare cutter wheel	5/8“-7/8“, 15-22 mm	5	34.6	088841D
Spare cutter wheel	1/2“-3/4“, 18 mm	5	37.4	088842D

INOX TUBE CUTTER 30 PRO

Stainless steel pipe cutter Ø 3 - 30 mm (1/8 - 1.1/8“)
for the precise cutting of stainless steel pipes

INOX!

ROTHENBERGER DURAMANT TECHNOLOGY

2 guide rollers with recess

Cut near flares

Cutter wheel compartment

Spare cutter wheel always within reach

Internal deburrer

Retractable

Precise cutting of stainless steel pipes

KEY FEATURES

- Retractable internal deburrer and spare cutter wheel in handle
- Two guide rollers with recess for cuts near flares

Model	mm	inch	g		No.
INOX TC 30 PRO	3 - 30	1/8 - 1.1/8“	305	4	71085
Spare cutter wheel (contains 5 pcs.)			20	1(5)	070056D
Spare axle			5		70041

INOX TUBE CUTTER

Ratchet telescopic pipe cutter Ø 6 - 60 mm (1/4 - 2.3/8“) for the precise cutting of stainless steel pipes

INOX!

12 x ball bearings!

KEY FEATURES

- Quick adjustment with the ratchet telescopic guide with automatic spring-driven release



Wide rollers for reliable guidance

Model	mm	inch	g		No.
INOX TUBE CUTTER	6 - 60	1/4 - 2.3/8“	305	4	70340
Spare cutter wheel			20	1(2)	70341

INOX TUBE CUTTER 35 / 42 PRO

Proven pipe cutter Ø 6 - 42 mm (1/4 - 1.5/8“) for the precise cutting of stainless steel pipes

INOX!

KEY FEATURES

- Hardened, special cutter wheel made of high-alloyed steel
- External burr-free cutting
- Stainless steel guide rollers
- Stainless steel guide rolls, cuts near flares possible
- Optimum use in tight places
- Quick adjustment of the working area
- Retractable pipe internal deburrer
- Robust and extremely stable

Model	mm	inch	g	No.
INOX TC 35	6 - 35	1/4 - 1.3/8“	440	70055
INOX TC 42 PRO	6 - 42	1/4 - 1.5/8“	510	70070
Spare cutter wheel (contains 5 pcs.)			20	070056D
Spare deburring blade			10	21652

ACCESSORIES

Model		No.
Internal / External deburrer, Ø 6 - 35 mm	33	1500000237
Internal / External deburrer, Ø 10 - 54 mm	33	1500000236
GRATFIX	34	21655
UNIGRAT	34	21660
Spare cutter wheels	21	



1

ENORM 4“

Steel pipe cutter Ø 60 - 115 mm (2 - 4“)

KEY FEATURES

- Wide rollers for secure guiding of cutter wheel on pipe
- Easy pressure control for optimum force transmission onto the pipe

KEY FEATURES

- Long service life with the hardened cutter wheel made of high alloy steel
- Burr-free cutting allows immediate thread cutting

Thread for handle



Handle (included in delivery)

Model	mm	inch	g	No.
ENORM 4“	60 - 115	2 - 4“	7105	70060
Spare cutter wheel (contains 2 pcs.)			20	070061D

Model	g	No.
Spare axle	5	70064

SUPER 1.1/4“ and 2“

Stainless steel pipe cutter Ø 10 - 60 mm (1/8 - 2“)

KEY FEATURES (SUPER/INOX SUPER)

- Wide rollers for secure guiding of cutter wheel on pipe
- Easy pressure control for optimum force transmission onto the pipe

INOX SUPER 1.1/4“ and 2“

Stainless steel pipe cutter Ø 10 - 60 mm (1/8 - 2“)

KEY FEATURES (SUPER/INOX SUPER)

- Long service life with the hardened cutter wheel made of high alloy steel
- Burr-free external cutting allows for immediate thread cutting

INOX!

Precise cutting of stainless steel pipes

Model	mm	inch	g	No.
SUPER 1.1/4“	10 - 42	1/8 - 1.1/4“	1040	70040
SUPER 2“	10 - 60	1/8 - 2“	2155	70045
1.1/4“ Spare cutter wheel (contains 3 pcs.)			20	070046D
1.1/4“ Spare axle			5	70048
2“ Spare cutter wheel (contains 3 pcs.)			20	070051D
2“ Spare axle			5	70053

Model	mm	inch	g	No.
INOX SUPER 1.1/4“	10 - 42	1/8 - 1.1/4“	1040	70086
INOX SUPER 2“	10 - 60	1/8 - 2“	2155	70087
1.1/4“ Spare cutter wheel (contains 2 pcs.)			20	070088D
1.1/4“ Spare axle			5	70048
2“ Spare cutter wheel (contains 2 pcs.)			20	070089D
2“ Spare axle			5	70053

ACCESSORIES



Model		No.
Internal / External deburrer, Ø 6 - 35 mm	33	1500000237
Internal / External deburrer, Ø 10 - 54 mm	33	1500000236
GRATFIX	34	21655
UNIGRAT	34	21660
Spare cutter wheels	21	

Pipe Cutters, Cutting Wheels and Spare Parts

Only original ROTHENBERGER Cutting wheels made of high-alloyed hardened steel guarantee an exact, right-angled cut

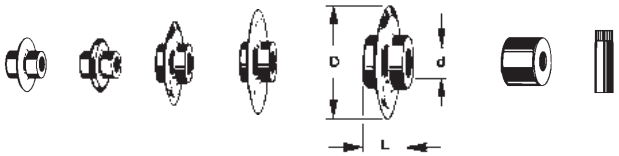

Pipe cutter type	Model for pipe - Ø	No.	Cutting wheel No.	Sizes d, L, D mm		Cutting depth	Spare axle No.	Ø mm Length mm Thread	Spare roller No.	Deburring blade No.	Application area
MINICUT I PRO MINICUT II PRO	3 - 16 mm 6 - 22 mm	70401 70402	070017D 070017D	4.8 / 5.95 / 18.5 4.8 / 5.95 / 18.5	5 5	3.0 3.0	70041 70041	4.7 / 14 / M3 4.7 / 14 / M3	70023 70023	- -	Copper pipe (Cu), Brass pipe (Ms), Aluminium pipe (Al), thin-walled Steel pipe (Fe), PVC hard plastic pipe Plastic coated pipe
MINICUT 2000	3 - 22 mm	70105	070017D	4.8 / 5.95 / 18.5	5	3.0	70041	4.7 / 14 / M3	-	-	
MINIMAX	3 - 28 mm	70015	070017D	4.8 / 5.95 / 18.5	5	3.0	70041	4.7 / 14 / M3	-	-	
TUBE CUTTER 30 PRO	3 - 30 mm	71019	070017D	4.8 / 5.95 / 18.5	5	3.0	70041	4.7 / 14 / M3	70067	-	Copper pipe (Cu), Brass pipe (Ms), Aluminium pipe (Al), thin-walled Steel pipe (Fe), PVC hard plastic pipe Plastic coated pipe
TUBE CUTTER 35 + 35 C TUBE CUTTER 42 PRO	6 - 35 mm 6 - 42 mm	070027(C) 70029	070017D 070017D	4.8 / 5.95 / 18.5 4.8 / 5.95 / 18.5	5 5	3.0 3.0	70041 70041	4.7 / 14 / M3 4.7 / 14 / M3	70067 70067	21652 21652	
TUBE CUTTER 35 MSR TUBE CUTTER 42 PRO MSR	6 - 35 mm 6 - 42 mm	70108 70109	070188D 070188D	4.8 / 5.9 / 19.3 4.8 / 5.9 / 19.3	5 5	3.0 3.0	70041 70041	4.7 / 14 / M3 4.7 / 14 / M3	70067 70067	21652 21652	
TUBE CUTTER 50	12 - 50 mm	70065	070017D	4.8 / 5.9 / 18.5	5	3.0	70006	4.7 / 16 / M4	-	-	Multi-layered composite pipe
AUTOMATIK Size 1 Pipe Cutter	6 - 67 mm	70030	070017D	4.8 / 5.9 / 18.5	5	3.0	70042	4.7 / 16 / M4	-	21652	Cu, Ms, Al, Fe thin-walled.
		70031	070028D	4.8 / 11 / 29.0	3	7.0	70042	4.7 / 16 / M4	-	21652	PE-, PP- VPE, PB- and PVDF pipes
	50 - 127 mm	70142	070057D	8 / 11 / 29.0	2	7.0	70149	7.9 /23.5/1/4"	-	21652	thin-walled. Cu, Ms, Al, Fe
Size 2		70032	055054D	8 / 11 / 40.0	3	13.0	70149	7.9 /23.5/1/4"	-	21652	PE-, PP- VPE, PB- and PVDF pipes
			055053D	8 / 11 / 30.5	2	8.6	70149	7.9 /23.5/1/4"	-	21652	thin-walled. PP pipes
			055074D	8 / 11 / 45.0	2	16.0	70149	7.9 /23.5/1/4"	-	21652	PE-, PP- VPE, PB- and PVDF pipes
Size 3	100 - 168 mm	70033	055074D	8 / 11 / 45.0	2	16.0	70149	7.9 /23.5/1/4"	-	21652	PE-, PP- VPE, PB- and PVDF pipes
			055053D	8 / 11 / 30.5	2	8.6	70149	7.9 /23.5/1/4"	-	21652	thin-walled. PP pipes
TUBE CUTTER 28 TUBE CUTTER 42	3 - 28 mm 3 - 42 mm	70010 70011	070007D 070007D	4.8 / 3 / 16 4.8 / 3 / 16	3 3	2.5 2.5	70080 + 70081 70080 + 70081	4.7 / 9 / SR 4.7 / 9 / SR	80679 80679	- -	Cu, Ms, Al, Fe thin-walled. Cu, Ms, Al, Fe thin-walled.
TUBE CUTTER 42 PRO PVC	6 - 42 mm	70072	070028D	4.8 / 9,5 / 23.6	3	7.0	70041	4.7 / 14 / M3	70067	-	PE-, PP- VPE, PB- and PVDF pipes
Steel Pipe Cutter SUPER	1/8" - 1.1/4" 1/8" - 2"	70040 70045	070046D 070051D	7.5 / 14.0 / 25.7 9.0 / 17.0 / 31.5	3 3	5.5 6.0	70048 70053	7.4 / 30 / - 8.9 / 35 / -	70047 70052	- -	Steel pipe Steel pipe
Steel Pipe Cutter ENORM	2" - 4"	70060	070061D	9.7 / 27 / 41.5	2	8.0	70064	9.4 / 52 / -	70063	-	Steel pipe
INOX TUBE CUTTER 30 PRO	3 - 30 mm	71085	070056D	7.5 / 14.0 / 25.7	5	5.5	70041	4.7 / 14 / M3	70068	-	Stainless steel pipe
INOX TUBE CUTTER	10 - 54 mm	70340	70341	5.0 / 21.0 / 30.0	2	3.5	70041	4.7 / 14 / M3	70068	21652	Stainless steel pipe
INOX TUBE CUTTER 35 INOX TUBE CUTTER 42 PRO	6 - 35 mm 6 - 42 mm	70055 70070	070056D 070056D	4.8 / 5.9 / 18.5 4.8 / 5.9 / 18.5	5 5	4.0 4.0	70041 70041	4.7 / 14 / M3 4.7 / 14 / M3	70068 70068	21652 21652	Stainless steel pipe Stainless steel pipe
INOX SUPER	1/8" - 1.1/4" 1/8" - 2"	70086 70087	070088D 070089D	4.8 / 5.90 / 19.3 9.0 / 19 / 31.5	2 2	4.0 7.0	70048 70053	7.4 / 30 / - 8.9 / 35 / -	70047 70052	- -	Stainless steel pipe Stainless steel pipe
Chain Pipe Cutter	100 mm	70285	-	4.0 / 3.8 / 17.8	-	3.0	-	-	Spare chain 70286		Cu, Ms, Al, Fe thin-walled.

1

ROCUT®

Plastic pipe shears up to Ø 75 mm (3“)

The ROTHENBERGER plastic pipe shears for the highest quality requirements. Knife blades deliver clean and straight cuts on pipe diameters up to 75 mm and especially for all the current plastic types used in installations. The aluminium construction guarantees precise operation and long professional service use.

Product Profile

APPLICATION AREA

For precise cutting of PP, PE, PEX, PB and PVDF pipes up to Ø 75 mm

KEY FEATURES

- Minimum effort during cutting
- Precise right-angled cuts
- Pin-point precision without deformation
- Precise pressure transfer and guided cutter feed
- Automatic, controlled opening of the blade at the push of a button

KEY FEATURES

- Secure grip with the rubberised handles
- Shear arms lockable in transport position

TECHNICAL DATA

ROCUT® Professional:		ROCUT® Standard:	
TC 42:	Ø 0 - 42 mm	TC 26:	Ø 0 - 26 mm
TC 50:	Ø 0 - 50 mm	TC 32:	Ø 0 - 32 mm
TC 63:	Ø 0 - 63 mm	PS 35:	Ø 6 - 35 mm
TC 75:	Ø 0 - 75 mm	PS 26/42:	Ø 6 - 42 mm

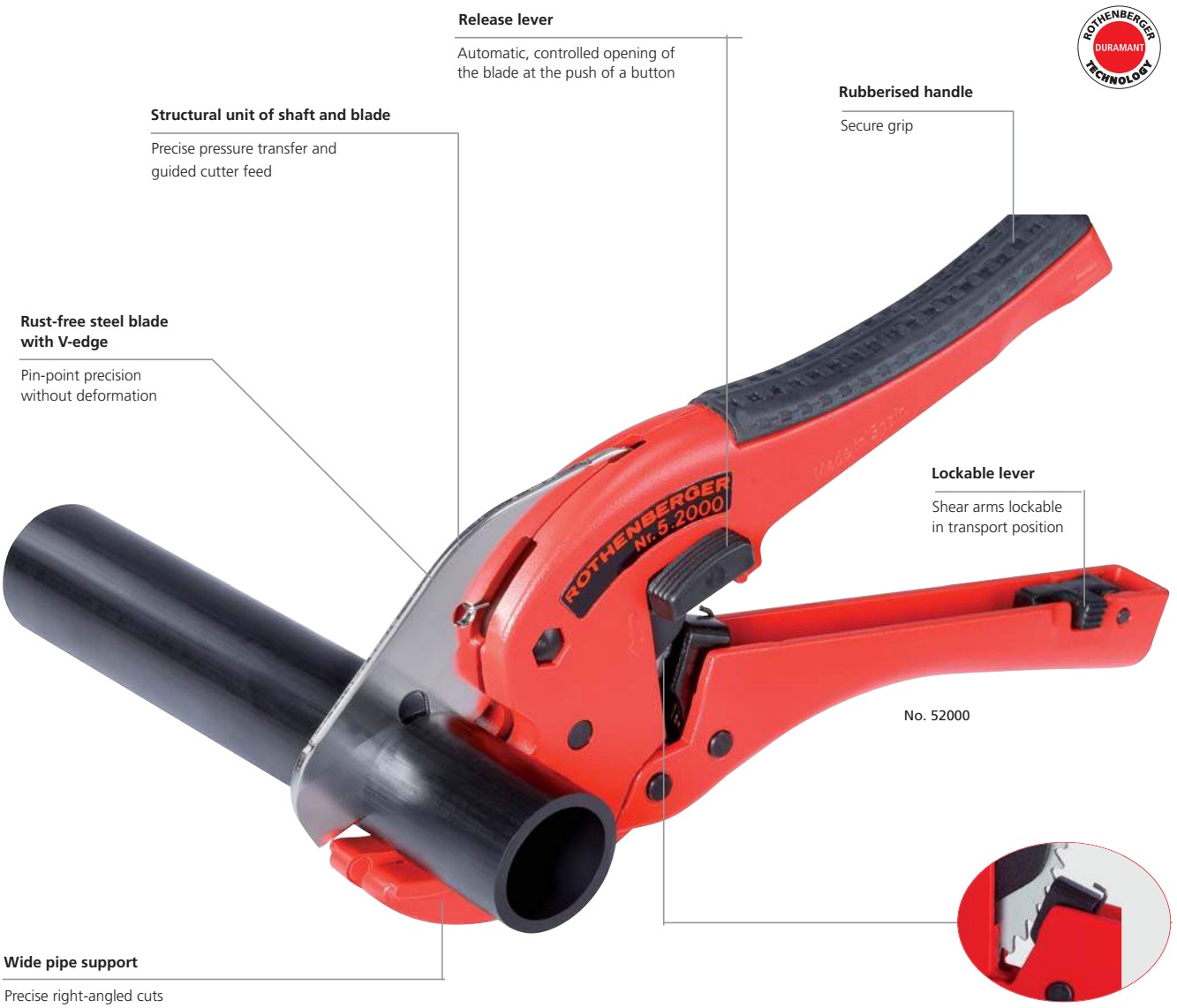

ROCUT® TC 50 / TC 75 Professional

Plastic pipe shears up to Ø 75 mm (3“)

No. 52010

No. 52015

ROCUT® TC 26 / TC 32 PS 26 / PS 42 S / PS 35 S

Plastic pipe shears up to Ø 42 mm (1.5/8“)

(TC 32 for multi-layer composite pipes MSR)

No. 52005



No. 52040

ROCUT® TC 63 Professional

Plastic pipe shears up to Ø 63 mm (2.1/2“)

(TC 63 Professional for PVC pipes)

No. 52030

No. 55005 / No. 55015

Model	mm	inch	g		No.
ROCUT® TC 26 Professional	0 - 26	0 - 1.1/4“	370	1 4	52005
ROCUT® TC 32 Professional	0 - 32	0 - 1.3/8“	220	1 4	52040
ROCUT® PS 35	6 - 35	1/4 - 1.3/8“	740	1 20	55005
ROCUT® PS 26 / 42 S adjustable	6 - 42	1/4 - 1.5/8“	950		55015
ROCUT® TC 42 Professional	0 - 42	0 - 1.5/8“	447	1 4	52000
ROCUT® TC 50 Professional	0 - 50	0 - 2“	600	1 4	52010
ROCUT® TC 63 Professional	0 - 63	0 - 2.1/2“	700	1	52030
ROCUT® TC 75 Professional	0 - 75	0 - 3“	1,600	1	52015

ACCESSORIES

No. 52041

No. 55006

No. 55007

No. 52042

No. 52011

No. 52031

No. 52016

Description	mm	inch	g		No.
Spare stainless steel blade for TC 32 Professional	0 - 32	0 - 1.3/8“	120	1	52041
Spare stainless steel blade for PS 35 S	6 - 35	1/4 - 1.3/8“	30	1	55006
Spare stainless steel blade for PS 26 / 42 S	6 - 42	1/4 - 1.5/8“	60	1	55007
Spare stainless steel blade for TC 42 Professional	6 - 42	0 - 1.5/8“	120	1	52042
Spare stainless steel blade for TC 50 Professional	0 - 50	0 - 2“	120	1	52011
Spare stainless steel blade for TC 63 Professional	0 - 63	0 - 2.1/2“	130	1	52031
Spare stainless steel blade for TC 75 Professional	0 - 75	0 - 3“	190	1	52016

1

TUBE CUTTER 67 / 125 / 168 PL Automatic

Telescopic ratchet pipe cutter
Ø 6 - 168 mm (1/4 - 6.5/8")

Product Profile

APPLICATION AREA

For precise cutting of PP, PE, PEX, PB and PVDF pipes as well as sound-insulated drain pipes

KEY FEATURES

- Maximum strength with the monoblock aluminium construction
- Optimum, fatigue-free operation with the ergonomically optimised metal handle
- Fast adjustment on the tubes outer diameter with the telescopic ratchet guide
- Fast opening with automatic retraction
- Internal pipe deburrer retracts into cutter body
- Hardened, specially-sharpened cutter wheels

TECHNICAL DATA

TC 67 PL:	6 - 67 mm	1/4 - 2.5/8"
TC 125 PL:	50 - 125 mm	2 - 5"
TC 168 PL:	110 - 168 mm	4 - 6.5/8"

No. 70033

No. 070031D

Removable internal pipe deburrer

Model	mm	inch	Cutting-depth	kg		No.
TC 67 PL	6 - 67	1/4 - 2.5/8"	7.0	0.7	1	70031
TC 125 PL	50 - 125	2 - 5"	13.0	1.6	1	70032
TC 168 PL	110 - 168	4 - 6.5/8"	16.0	1.7	1	70033
Counter display TC 67 PL					1 (4)	070031D

Cutting Wheels, Spare Parts 17

Jacket Pipe Cutter

For cutting of grooved plastic protective pipe (corrugated hose) up to 32 mm

KEY FEATURES

- Ideal tool for the removal of the protective hose on pipes
- Very robust and can be used everywhere
- Simple and precise use
- Saves huge amounts of time in comparison to conventional use of a blade

Model	mm	No.
Jacket pipe cutter	0-32 mm	21500
Spare blade ROCUT PPD		21505

TUBE CUTTER 35 MSR / 42 PRO MSR/ 42 PRO PVC

Telescopic pipe cutter Ø 6 - 42 mm (1/4 - 1.5/8")

Product Profile

APPLICATION AREA

TUBE CUTTER 35 MSR and 42 MSR PRO for multi-layer composite pipes TUBE CUTTER 42 PRO PVC for PVC pipes

KEY FEATURES

- Space-saving work, also in confined spaces, uniform, small working radius of 123 mm
- Right-angled and burr-free cutting with precise telescopic guidance
- Fast and simple adjustment of the working range due to the feed being synchronised with the feeder rotation
- Optimum, fatigue-free operation with the optimised ergonomic handle
- Only one tool for cutting and deburring, integrated, retractable internal pipe deburrer
- Spare cutter wheel in the handle

TECHNICAL DATA

TC 35 MSR:	6 - 35 mm	1/4 - 1.3/8"
TC 42 PRO MSR:	6 - 42 mm	1/4 - 1.5/8"
TC 42 PRO PVC:	6 - 42 mm	1/4 - 1.5/8"

No. 70108

Model	mm	inch	g			No.
TC 35 MSR	6 - 35	1/4 - 1.3/8"	440	1	10	70108
Spare cutter wheels TC 35/42 MSR			19	1	5	070188D

Model	mm	inch	g			No.
TC 42 PRO MSR	6 - 42	1/4 - 1.5/8"	510	1	10	70109
TC 42 PRO PVC	6 - 42	1/4 - 1.5/8"	510	1	4	70072
Spare cutter wheels TC 42 PVC			10	3		070028D

PLASTICUT PVC

For quick, clean and right angled cuts on PVC pipes

- **No deformation of the pipe!**
- **No fraying of the cut edge!**
- **Chipless pipe cutting!**

KEY FEATURES

- Fast Cut: Quick cutting with just a few turns
- Flexible casing, allows cutting on smaller diameters
- Less space required, ideal for hard-to-reach places
- No deformation of the pipe: self-clamping and self-alignment
- Readjustment not necessary

Fig. PLASTICUT PVC

Model	mm	No.
PLASTICUT PVC	32 mm	59035
PLASTICUT PVC	40 mm	59042
PLASTICUT PVC	50 mm	59050
Spare blade plastic type A (3 pcs.) 10 mm, 15 mm, 20 mm, 22 mm, 32 mm 40 mm, 50 mm		59000

Instructions:
Click PLASTICUT on the pipe, gently press closed and then turn PLASTICUT around the pipe (please pay attention to the direction of rotation!)

1

ROBO Super

Safety saw frame

- Reduces accidents: safety handle with exact guidance
- Room for spare blades in holder
- Optimum saw blade tensioning: quick tensioning device with fine adjustment integrated in handle
- Ideal for cutting in confined spaces: 90° rotatable

Model	Clamping width mm	g	No.
ROBO Super saw frame including saw blade HSSE 4 Plus (No. 71213)	300	680	71206

ROBO Mini

Small saw frame

Handle with ergonomic form enables powerful sawing in tight spaces

- Large dimension tightening screw

Model	Clamping width mm	g	No.
ROBO Mini including UNIVERSAL saw blade (No. 71217)	150	160	71222

Metal Saw Frame

- Solid design, massive, stable holder
- With cross-slotted squared clamping elements
- Reliable captive blade holding pin
- Firm wooden handle

Cross-slotted squared clamping piece

Model	Clamping width mm	g	No.
Metal saw frame without saw blade	300	530	300013

UNI Small Saw "PUK"

For sawing all materials, small and handy, good cutting performance

Model	Clamping width mm	g	No.
PUK static, with UNIVERSAL saw blade	150	100	842100
PUK adjustable, with UNIVERSAL saw blade (w. App.)	150	140	71215
UNIVERSAL saw blade for metal	150 (32 ZpZ)	20	71217
Saw blade for wood	150 (14 ZpZ)	20	71216

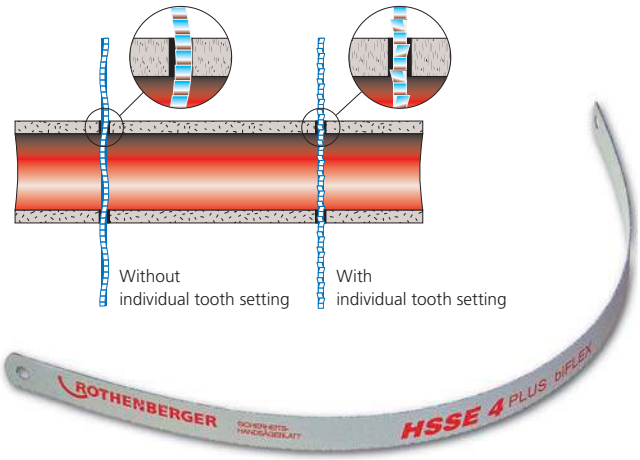

At ROTHENBERGER hand saw blades with single offset teeth cuts free the hand saw blade optimally. Jamming in the workpiece is prevented. Therefore: the working rhythm is maintained, less effort is needed and there is a higher cutting performance.

HSSE 4 Plus

Bimetal hand saw blade

Highly flexible spring band steel with fused HSSE cutter

- Highest flexibility with extremely hard teeth
- Hardness approx. 65 HRC: Average service life 4 times longer
- Risk of breakage significantly reduced even under extreme operational demands
- Precise cutting with individual tooth setting

Model	mm	TPI	g			No.
HSSE 4 Plus	300	24	20	1	100	71213

PORTACUT 185 BSR / PORTACUT 185 BSP

Light, precise building-site and workshop band saw up to Ø 180 mm

230 V 110 V

KEY FEATURES

- For quick and precise angled cutting of steel pipes, plastic pipes, profiles and solid materials
- **High torque** with the 420 W induction motor
- **Safer work** with the automatic shut-off and overload protection
- **Preserves saw blade life** with the 4-way adjustable cutting pressure

PORTACUT 185 BSR

- With safety chain quick-grip system

PORTACUT 185 BSP

- With parallel vice for clean, exact cuts and mitred cuts up to 45°

Cutting power	Straight Cuts		45° Cuts	
Machine Type	O mm	□ mm	O mm	□ mm
185 BSR	180	150	–	–
185 BSP	180	150	85	75

Scope of delivery: PORTACUT 185 BSR and/or BSP, 2 band saw blades HSS Bi-Metal 14 TPI (No. 56605)

Model	kg	230 V	110 V
PORTACUT 185 BSR	43.0	56710	56717
PORTACUT 185 BSP	49.0	56711	56718

Fig. PORTACUT 185 BSR

Fig. PORTACUT 185 BSP

Band Saw Blades for PORTACUT 185 BSR / BSP

Dimensions mm	TPI	Material		for pipes and profiles Steel	INOX	g	No.
1,640 x 13 x 0.65	8	SS	starting from	10.0 mm	-	100	56602
1,640 x 13 x 0.65	10	SS	starting from	8.0 mm	-	100	56603
1,640 x 13 x 0.65	14	SS	starting from	6.1 mm	-	100	56604
1,640 x 13 x 0.65	14	Bimetal	starting from	6.1 mm	from 2.0 mm	100	56605
1,640 x 13 x 0.65	24	SS	up to	3.6 mm	to 1.6 mm	100	56607
1,640 x 13 x 0.65	18	Bimetal	up to	3.6 mm	to 1.6 mm	100	56608



TRENNBOY 300

Pipe cutter up to Ø 300 mm

For cutting of SML cast iron /steel pipes up to Ø 300 mm, profiles / solids up to Ø 70 mm. For use with market-standard angle grinders and cut-off wheels Ø 230 mm.

KEY FEATURES

- For quick, precise, right-angled cutting
- Basic model with right and left telescopic extension
- Extendable to a total support length of 1,680 mm
- Mountable as desired with "C" clamp
- Easy mounting of the angle grinder with the toggle screw

Model	kg	No.
TRENNBOY 300 (without angle grinder)	13.5	58520
Double telescoping extension rail, r. (300 mm)	1.9	58527
Double telescoping extension rail, l. (300 mm)	1.9	58528
"C"clamp	0.4	58529

TRENNBOY 300 (No. 58520) with double telescoping extension rail, right (No. 58527) and left (No. 58528), "C" Clamp (No. 58529) Angle grinder and cut-off wheel (not included in delivery)

1

PIPECUT TURBO 250 / 400

Portable pipe cutting system suitable for different materials and pipe diameters from Ø 20 – 400 mm

LED

230 V

Product Profile

APPLICATION AREA

Cuts pipes made of steel, copper, cast iron, aluminium, stainless steel and plastic.

KEY FEATURES

- Electronic speed adjustment for different pipe materials
- Laser indicator for an exact alignment of the blade
- LED illuminated cutting area
- Modular system – fast and easy change of the clamping system
- Overload indicator for anoptimal cutting speed



Fig. Carrying bag PIPECUT 250/400 Turbo

LED Light

Modular system – easy change of clamping system

Laser indicator

Electronic speed adjustment

PIPECUT TURBO 250

Portable pipe cutting system suitable for different materials and pipe diameters from Ø 20 – 250 mm

TECHNICAL DATA	
Dimensions:	223 x 235 x 410 mm
Weight:	8,3 kg
Pipe diamteter:	Ø 20 - 250 mm
Max. wall thickness steel:	8 mm
Max. wall thickness PVC:	20 mm
Cable length:	3 m
Power:	1400 W
Disc diameter:	**140 mm / 165 max**
Coupling diameter:	62 mm

Cutting steel pipes up to Ø 250 mm (PIPECUT TURBO 250)

Set (No. 1000001251 / 1000001252) includes: PIPECUT TURBO 250 (230 / 110V), 1 Ceramic disc (No.56705) 140 x 62 mm Z46, 4 Rollers, 1 Carrying bag

Model	kg	No.
PIPECUT TURBO 250 (230 V)	13,6	1000001251
PIPECUT TURBO 250 (110 V)	13,6	1000001252
Pipe Clamping Device PIPECUT TURBO 400	10,2	1000001364

PIPECUT TURBO 400

Portable pipe cutting system suitable for different materials and pipe diameters from Ø 80 – 400 mm

TECHNICAL DATA	
Dimensions:	223 x 285 x 550 mm
Weight:	10,2 kg
Pipe diamteter:	Ø 80 - 400 mm
Max. wall thickness steel:	8 mm
Max. wall thickness PVC:	20 mm
Cable length:	3 m
Power:	1400 W
Disc diameter:	**140 mm / 165 max**
Coupling diameter:	62 mm

Cutting steel pipes up to 8 mm wall thickness

Set (No. 1000001253 / 1000001254) includes: PIPECUT TURBO 400 (230 / 110V), 1 Ceramic disc (No.56705) 140 x 62 mm Z46, 4 Rollers, 1 Carrying Bag

Model	kg	No.
PIPECUT TURBO 400 (230 V)	15,7	1000001253
PIPECUT TURBO 400 (110 V)	15,7	1000001254
Pipe Clamping Device PIPECUT TURBO 250	8,6	1000001365

ACCESSORIES

Description	No.
Diamond disc cast / SML	56706
TCT disc HM universal	56704
Ceramic disc for stainless steel	56705
Disc plastic	56703
Carrying bag for PIPECUT TURBO 250	1300002655
Carrying bag for PIPECUT TURBO 400	1300002688

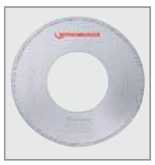

1

ROTIGER VARIO Electronic

Pipe saw

Powerful and quick cutting universal saw for the professional use during installation, demolition and repair work.

230 V | 110 V | ROTHENBERGER Plus TECHNOLOGY

Product Profile

KEY FEATURES

- The special chain tensioning device enables precise 90° cuts on all types of pipe
- Ideal for free-handed cutting of wood (even with nails), steel, stainless steel, cast iron, steel plate, metal pipes and profiles, plastic and building materials
- Flush to wall cutting in confided spaces, such as in shafts or when working overhead

TECHNICAL DATA

Performance:	1,500 W
Speed:	0 - 2,200 rpm (adjustable per wheel)
Weight:	4.3 kg
Distance:	26 mm
Dimensions:	491 x 94 x 108 mm
Cutting blade attachment:	Universal, U-shaft, special pipe saw blades

Speed thumbwheel
Simple speed adjustment for various applications

Double insulation
Better protection against moisture

Robust universal saw blade attachment
For universal, U-shaft and special saw blades

Chain tensioning device attachment
Very robust, casted its housing

Chain tensioning device
Enables precise 90° cuts

Carbon brush
Simple exchange with the exterior screw joint

Supporting shoes
Reliable guidance of the saw

Fig. Tension device 2 in 1 (No. 50312)

Fig. Chain tensioning device (No. 50311)

L- and U-Shaft attachments

Precise 90° cuts

Set (No. 50305/50306) includes: ROTIGER VARIO electronic, chain tensioning device, 5 x HSS bi-metal saw blades

Model	kg	230 V	110 V
ROTIGER VARIO Electronic	7.0	50306	50305
Chain tensioning device up to 6“			50311
Tensioning device 2 in 1			50312
(Chain tensioning device up to 6“ + collet chucks up to 2“)			

Fig. ROTIGER VARIO Electronic

Universal ROTIGER VARIO Electronic

Universal electronic saw

Universal electric saw for the sanitary and heating technology professional for installations or repair work

Product Profile

KEY FEATURES

- POWER FEED SYSTEM for a consistent cutting speed (while idling as well as during use), less wear of the saw blades and longer motor life
- Ideal for free-hand cutting of wood (also with nails), steel, stainless steel, cast iron, steel plate
- With the continuously adjustable speed regulation, it is perfect for use with all materials

TECHNICAL DATA

Performance:	1,600 W with 230 V / 1,300 W with 110 V
Speed:	1,000 - 2,800 rpm (adjustable with wheel)
Weight:	3.7 kg
Distance:	26 mm
Dimensions:	440 x 120 x 80 mm
Saw blade attachment:	Quick tensioning for universal saw blades

Carbon brush
Simple exchange with the exterior screw joint

Adjusting wheel
Simple speed adjustment for various uses

Quick tensioning for saw blades
Very robust turning / tensioning lock

Double insulation
Better protection against moistness

Ergonomic D-handle
Fits perfectly in the hand during sawing

Adjustable supporting shoe
Secure guidance of the saw

Universal-shaft attachment

Working in confined spaces

Set (No. 50301/50302 includes: Universal ROTIGER VARIO electronic, 5 x HSS bi-metal saw blades

Model	kg	230 V	110 V
UNIVERSAL ROTIGER VARIO Electronic	7.0	**50301**	**50302**

Fig. Universal ROTIGER VARIO Electronic

1

UNIVERSAL HSS Bimetal / TCT TIGER SAW BLADES

For 1/2" universal seating, also suitable for Flex, Bosch, B&D, Skil, Hitachi, Makita, Ridgid, Roller, Rems!

Cuttable materials	materials	L x B x thickness mm	TPI		reference	*	No.
	HSS Bimetal	100 x 20 x 0.9	24	L	S 522 AF	1 (5)	865783
	HSS Bimetal	150 x 20 x 0.9	24	L	S 922 AF	1 (5)	865784
	HSS Bimetal	150 x 20 x 0.9	18	L	S 922 EF	1 (5)	865785
	HSS Bimetal	150 x 20 x 0.9	14	L	S 922 BF	1 (5)	865786
	HSS Bimetal	200 x 20 x 0.9	18	L	S 1022 EF	1 (5)	865787
	HSS Bimetal	200 x 20 x 0.9	14	L	S 1022 BF	1 (5)	865788
	HSS Bimetal	300 x 20 x 0.9	10 - 14	L	S 1222 VF	1 (5)	865789
	HSS Bimetal	150 x 20 x 1.25	6	L	S 611 DF	1 (5)	865781
	HSS Bimetal	300 x 20 x 1.25	6	L	S 1411 DF	1 (5)	865782
	HSS Bimetal	150 x 22 x 1.6	8 - 10	L	S 920 CF	1 (5)	865790
	HSS Bimetal	200 x 22 x 1.6	8 - 10	L	S 1120 CF	1 (5)	865791
	TCT coated	225 x 20 x 1.5	30er grain	L	S 1130 RF	1 (5)	865793

HSS Bimetal

Special saw blades with U-shaft

Suitable ROTHENBERGER-ROTIGER VARIO for quick and exact, right-angle sawing of steel pipes up to 4" with chain pipe clamp (absolutely necessary)

Cuttable materials	material	L x B x thickness mm	TPI		reference	*	No.
	HSS Bimetal	140 x 25 x 1.6	8	U	S 920 CF	1 (5)	865795
	HSS Bimetal	200 x 25 x 1.6	8	U	S 1120 CF	1 (5)	865796
	HSS Bimetal	150 x 25 x 1.0	10 - 14	U		1 (5)	865798
	HSS Bimetal	200 x 25 x 1.0	10 - 14	U		1 (5)	865799

Special Pipe Saw Blades

For exact, right-angle sawing with chain pipe clamp (absolutely necessary), extra strong and warp resistant guidance for straight cuts and long operational life

Cuttable materials	material	L x B x thickness mm	TPI		*	No.
	HSS	140 x 25 x 1.6	8	L	1 (5)	50260
	HSS	200 x 25 x 1.6	8	L	1 (5)	50261
	HSS	290 x 25 x 1.6	6 - 8	L	1 (5)	50263
	HSS-E	140 x 25 x 1.6	14	L	1 (5)	50264
	HSS-E	200 x 25 x 1.6	8	L	1 (5)	50265
	HSS	200 x 25 x 1.6	6 - 8	L	1 (5)	50266

*5 pcs. in plastic carrying case (minimum purchase)

Universal Internal & External Deburrer

Quick and easy deburring Ø 4 - 54 mm (1/8 - 2")

For copper, steel and stainless steel pipes, with polished cutting blade made of hardened special steel, smooth running

No. 11006

No. 1500000237

No. 1500000236

Model	mm	inch	g		No.
Internal and external deburrer for copper and plastic	4 - 36	1/8 - 1.3/8"	30	1 25	11006
Internal and external deburrer for copper and INOX (Stainless steel)	6 - 35	1/4 - 1.3/8"	100		1500000237
Internal and external deburrer for copper and INOX (Stainless steel)	10 - 54	1/2 - 2"	390		1500000236

Deburrer Adaptor I / II

Adaptor for the use of the internal and external deburring with portable screwdriver or drill

Best deburring results at low speeds!

Product Profile

KEY FEATURES

- User-friendly solution for deburring pipes "internal and external"
- Huge time-savings
- Precise, burr-free deburring without effort

No. 11044

No. 11045

Drive shaft

For the deburring with portable screwdriver or drill

Model	g	No.
Deburrer adaptor I for No. 1500000237	160	11044
Deburrer adaptor II for No.1500000236	280	11045

1

GRATFIX HSS/UNIGRAT

Deburrer

Ideal for deburring of edges, pipes and steel, aluminium, brass, copper sheets, cast-iron and plastic plates!

KEY FEATURES

- Replaceable blades
- GRATFIX with plastic cartridge-grip
- Grip recess is raised at the end and prevents slippage out of the hand
- One-handed use with the retractable locking head
- Offset surfaces provide a good torque
- Pluggable handle ends for the storage of associated blades

No. 1 (No. 21652)

No. 2 (No. 21653)

No. 3 (No. 21654)

UNIGRAT (No. 21660)

GRATFIX HSS (No. 21655)

Model	g	No.
UNIGRAT with HSS deburring blade	30	21660
GRATFIX with deburring blade No. 1	50	21655
GRATFIX with deburring blade No. 1 - 2 - 3	80	21651

Model	g	No.
HSS deburring blade No. 1 Universal	10	21652
HSS deburring blade No. 2 for brass and cast	10	21653
HSS deburring blade No. 3 for straight edges	10	21654

Plastic Pipe Chamfering Unit

With replaceable blades Ø 16 - 160 mm

For 15° outer chamfers on plastic pipe

KEY FEATURES

- Flexible in use
- Wall thickness is continuously adjustable

No. 55051

Model	mm	g	No.
Chamfering unit size 1	16 - 110	720	55050
Chamfering unit size 2	32 - 160	800	55051
Spare blade size 1 and 2		30.0	55058

Ratchet Pipe Deburrer 1/4 – 2“

Rapid and clean deburring

For steel pipes, with smooth-running ratchet, cutting bit made of tempered steel

Spare deburrer (No. 70296)

Quick adjustment

Handy, lockable Reversal of the ratchet direction



Model	inch	mm	g	No.
Internal deburrer with ratchet	1/4 - 2“	13 - 60	2680	70289
Spare deburrer			200	70296

ROGRAT-MSR Deburrer and Chamfering Tool

For internal and external deburring, chamfering, calibrating and custom milling of PE-X and aluminium multi-layer (MSR) pipes Ø 32 mm

KEY FEATURES

- Internal and external deburrer for PE-X and aluminium multi-layer pipes (MSR) through chamfering to approved standards
- Simultaneous chamfering
- Calibration of the pipe ends through a special guiding pin

One tool with three functions: Chamfering, calibrating and deburring!

Star handle with screw-bit attachment and quick locking mechanism

High force transmission

True to size guiding and calibration pin

Increased safety, protects O-ring from damage

Shock-resistant protective sleeve

Protects from injury

Fig. ROGRAT-MSR Deburrer Set

ROGRAT-MSR System - Manual Chamfering Attachments

ROGRAT-Type	Press-System	Pipe measurement mm	Colour-code	g	No.
G 16		16.0 x 2.25	●	53	14102
G 20	GEBERIT Mepla	20.0 x 2.50	●	93	14104
G 26		26.0 x 3.00	●	108	14106
G 32		32.0 x 3.00	●	162	14107
U 14		14.0 x 2.00	●	51	14111
U 16		16.0 x 2.00	●	53	14112
U 18	UNIPIPE/TIGRIS-S	18.0 x 2.00	●	58	14113
U 20	WAVIN	20.0 x 2.25	●	93	14114
U 25		25.0 x 2.50	●	108	14115
U 32		32.0 x 3.00	●	162	14117
TH 14		14.0 x 2.00	●	51	14121
TH 16	Henco / MHS	16.0 x 2.00	●	53	14122
TH 18	Giacomini	18.0 x 2.00	●	58	14123
TH 20		20.0 x 2.00	●	93	14124
TH 26		26.0 x 3.00	●	108	14126
F 16-1		16.0 x 2.00	●	53	14132
F 18	Fränkische Rohrwerke	18.0 x 2.00	●	58	14133
F 20-1	alpex-therm	20.0 x 2.00	●	93	14134
F 26	alpex-san	26.0 x 3.00	●	108	14136
F 32		32.0 x 3.00	●	162	14137

● black ● brown ● violet ● yellow

Colour coding prevents confusion

System optimised chamfer

Set includes: Carrying case (No. 14005), with basic handle grip (No. 14000) and system-manual chamfering attachments

Model		For size mm	g	No.
G	Geberit Mepla	16 - 20 - 26	760	14260
U	Unicor/Unipipe	16 - 20 - 25	760	14270
TH	Henco/HMS	16 - 20 - 26	760	14250
F	Fränk. Rohrwerke	16 - 20 - 26	760	14230
Basic handle			250	14000
System carrying case			250	14005

2

ONE of 6.000

Premium tools for professionals!

RODIA®
Diamond Core Dilling

System overview Diamond Core Drilling 38 - 39
Characteristics Diamond Drill Bits 40
Hand-Operated Drilling
Wet Drilling Machine 41
Hand-Operated & stationary Drilling
Wet Drilling Machine 43
Diamond Wet & Dry Drilling System RODIACUT® 42 - 47
RODIA® Diamond Drill Bits
Wet Cutting Drill Bits for Natural Stone, soldered 48
Wet & Dry Cutting Drill Bits, Space Welding 49 - 50
Accessories for Hand-Operated & stationary Drilling
Vacuum Pump Systems 51
Accessories Diamond Core Drilling 51 - 52
Extraction Systems
Wet & Dry Extraction Unit 53

Do you want to know more about our products? Please scan the QR-Code!

RODIA® Diamond Core Drilling

System Overview

2

Hand-Operated Drilling

	RODIADRILL Ceramic	RODIADRILL 160	RODIADRILL 200	RODIACUT® 150, RODIADRILL 160
	Hand-Operated	Hand-Operated	Hand-Operated	Hand-Operated/Stationary
Stationary Drilling in Concrete:	Ø 6 - 67 mm	Ø 10 - 132 mm	Ø 10 - 200 mm	Ø 10 - 132 mm
Stationary Drilling in Masonry:	Ø 6 - 67 mm	Ø 32 - 162 mm	Ø 32 - 250 mm	Ø 10 - 152 mm
Hand-Operated Drilling in Concrete:	Ø 6 - 35 mm	Ø 10 - 82 mm	Ø 10 - 82 mm	Ø 10 - 82 mm
Hand-Operated Drilling in Masonry:	Ø 6 - 67 mm	Ø 32 - 162 mm	Ø 32 - 162 mm	Ø 32 - 162 mm
Output:	800 Watt	1400 Watt	2400 Watt	1400 Watt
Gear:	2 Gear	2 Gear	3 Gear	2 Gear
Transmission:	3600 / 6400 r.p.m.	500 / 1050 r.p.m.	600 / 1250 / 3200 r.p.m.	500 / 1050 r.p.m.
Torque:	4 / 7 Nm	55 / 27 Nm	71 / 34 / 17 Nm	55 / 27 Nm
Weight:	3,4 kg	6,7 kg	7,2 kg	16,7 kg
Page	**41**	**43**	**43**	**42, 43**

Drill Bits

	High Speed Plus-Nature stone*	DX- High Speed Plus*	SPEED STAR DX*
Connection:	G 1/2"	G 1/2", 1.1/4" UNC	G 1/2", 1.1/4" UNC
Drill Bit Diameter:	Ø 6 -67 mm	Ø 20 - 300 mm	Ø 10 - 500 mm
Working length:	up to Ø 10 mm = 50 mm from Ø 12 mm = 120 mm	G 1/2", 400 mm working length 1.1/4" UNC, 430 mm working length	G 1/2", 400 mm working length 1.1/4" UNC, 430 mm working length
Application:	wet	wet & dry	wet & dry
Tiles:	♁♁♁	♁	♁♁
Granite:	♁♁♁	♁	♁♁
Marble:	♁♁♁	♁	♁♁
Brick:	♁♁	♁♁♁**	♁♁♁**
Masonry:	♁	♁♁♁**	♁♁**
Lime-Sand Brick:	♁	♁♁♁**	♁♁**
Asphalt:	♁♁	♁♁♁**	♁♁♁**
Screed:	♁♁	♁♁♁	♁♁
Concrete:	♁♁♁	♁♁♁	♁♁
Reinforced Concrete:	♁♁♁	♁♁	♁♁♁
Page	**48**	**49**	**50**

* Special lengths and Diameters on request, ** Suitable for Dry Drilling, ♁♁♁ Ideally suited ♁♁ very suitable ♁ suitable

Stationary Drilling

	RODIACUT® 150, RODIADRILL 200	RODIACUT® 250, RODIADRILL 200	RODIACUT® 250, RODIADRILL 500	RODIACUT® 400 PRO, RODIADRILL 500
	Hand-Operated/Stationary	Hand-Operated/Stationary	Stationary	Stationary
Stationary Drilling in Concrete:	Ø 10 - 152 mm	Ø 10 - 200 mm	Ø 32 - 250 mm	Ø 32 - 400* (500) mm
Stationary Drilling in Masonry:	Ø 32 - 225 mm	Ø 32 - 225 mm	Ø 32 - 250 mm	Ø 32 - 400* (500) mm
Hand-Operated Drilling in Concrete	Ø 10 - 82 mm	Ø 10 - 82 mm		
Hand-Operated Drilling in Masonry	Ø 32 - 250 mm	Ø 32 - 250 mm		
Output:	2.400 Watt	2.400 Watt	3.000 Watt	3.000 Watt
Gear:	3 Gear	3 Gear	3 Gear	3 Gear
Transmission:	600 / 1250 / 3200 r.p.m.	600 / 1250 / 3200 r.p.m.	215 / 430 / 785 r.p.m.	215 / 430 / 785 r.p.m.
Torque:	71 / 34 / 17 Nm	71 / 34 / 17 Nm	185 / 107 / 55 Nm	185 / 107 / 55 Nm
Weight:	17,2 kg	25,2 kg	30,1 kg	39,8 kg
Page	**42, 43**	**44, 45**	**44, 45**	**46, 47**

2

Space Welding

Cold welding process according to cutting-edge bonding technology: Due to the "neutral zone" the entire diamond segment is used without waste.

SPACE WELDING

Wet and dry drilling with new technology:

- The innovative high-performance drill bit DURAMANT PRO and SPEED STAR DX is produced using cutting-edge welding technology
- Because of the neutral zone, the "Space Welding" cold welding process guarantees the optimum use of the complete diamond segments without loss
- The service life is up to 20% higher compared to lasered and soldered drill bits

PRISMACUT

Four drill nodules on the diamond segment improve the drill behaviour and at the same time provides optimum water cooling.

PRISMACUT

- The exceptional segment positioning offers optimum free punch size and an excellent cutting speed
- The "PRISMACUT" centre drill nodule is characterised by a better drill behaviour and preservation of the diamond segment
- PRISMACUT guarantees direct water cooling of the diamond segments
- 15% higher cutting speed with steel reinforcement

Space Welding und PRISMACUT

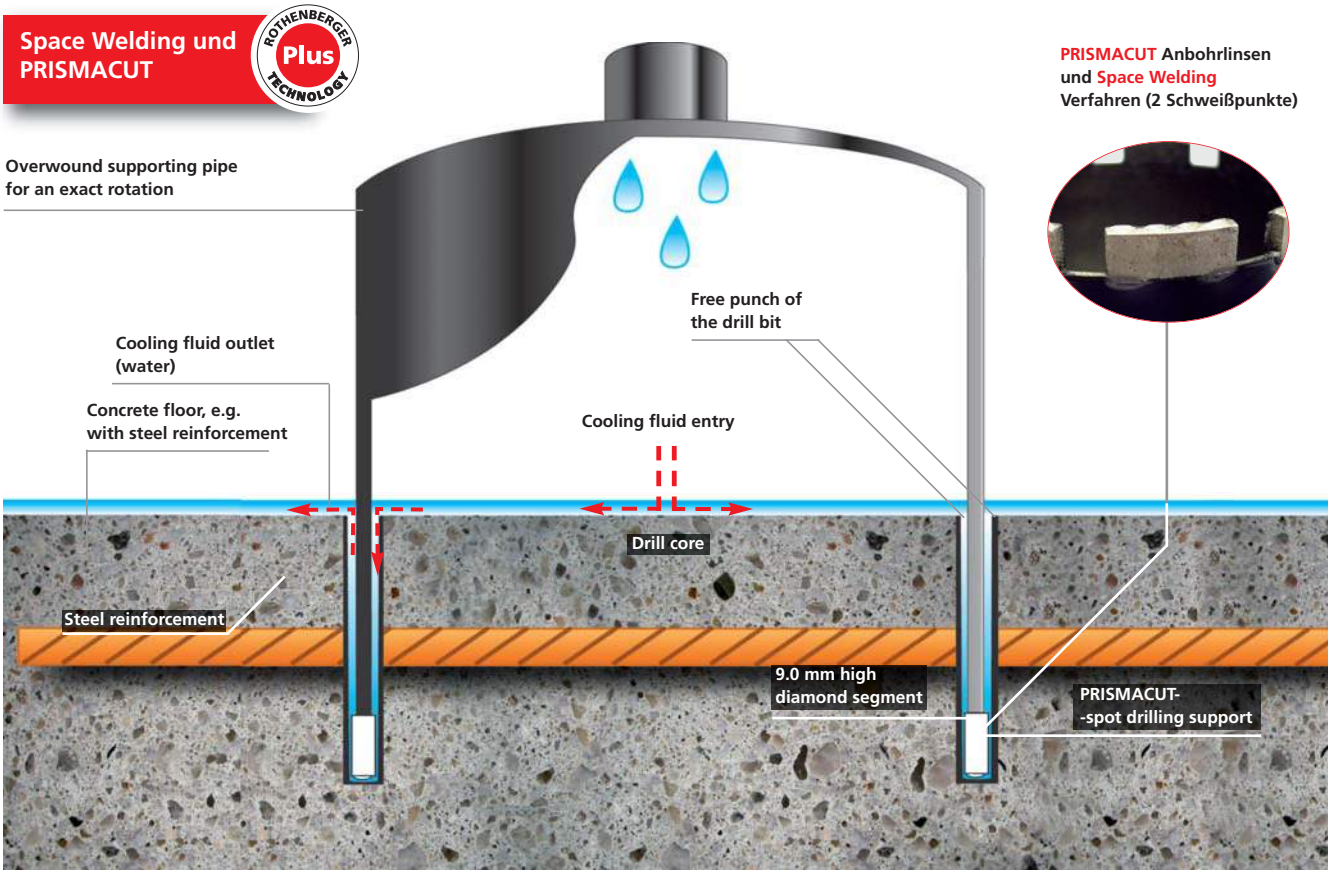

DX-High Speed Plus Universal Drill Bits

Space welding universal wet and dry drill bits Ø 10 - 300 mm

DX-High Speed Plus Universal Drill Bits on Page 49

SPEED STAR DX

Space Welding Wet and Dry Drilling Bits for Ø 10 - 500 mm

SPEED STAR DX Drill Bits on Page 50

RODIADRILL Ceramic

230 V | ø 67

Hand-operated wet drilling, drill Ø 6 - 67 mm

Ideally suited for HVAC&R, plumbing professionals, tilers, stair builders, remodelling specialists as well as electricians.

Everywhere where jolt-free operation is necessary and extremely hard materials need to be processed.

Product Profile

APPLICATION AREA

Hand-operated wet drilling in:
(reinforced) concrete Ø 6 - 35 mm, marble, granite, ceramic tiles, masonry, hollow brickwork and glass Ø 6 - 67 mm

KEY FEATURES

- For all common G 1/2" drill bits
- Fatigue-free operation with the light weight
- Also drills through material combinations (for example tiles + masonry) without damaging material or surfaces and without cumbersome tool change
- "Aqua-Stop Button" with quantity adjustment
- Ideal for serial drilling with the external water supply
- Toolless exchange of the drill bits with the Quick Change system
- Integrated 1 litre water tank for 4-6 drill holes

TECHNICAL DATA

2-speed transmission:	1. Gear speed	2. Gear speed
Nominal speed:	3,600 rpm	6,400 rpm
Drilling range in mm:	Ø 25 - 67	Ø 6 - 25
Voltage:	230 V	
Rated input/output:	1,150 Watt / 800 Watt	
Charging rate:	3.6 A	
Maximum drilling depth:	400 mm (depending on material)	
Minimum distance to wall:	30 mm from drill hole centre	
Minimum distance to corner:	30 mm from drill hole centre	
Weight	3.4 kg Ceramic 3.2 kg Ceramic ECO	
Stationary:	Ø 67 mm (Ceramic ECO)*	

***Only in tiles! Otherwise max. 35 mm in concrete.**



Integrated 1 litre water tank

Sufficient supply for 4 - 6 drill holes and can be rotated when working in confined spaces

Quick Change System drill bit adaptor

Toolless quick change for G 1/2" drill bits

Connection for external water supply

Ideal solution for serial drillings

"Aqua-Stop Button" – water pressure valve with quantity adjustment

Perfectly regulated flow of the water quantity

7-part set (No. FF40150) includes: Drill motor RODIADRILL Ceramic (No. FF40150P), 1 high speed plus drill bit each Ø 6 - 8 - 10 mm (No. FF44806, FF44808, FF44810), spanners sizes 24 and 27 (No. FF70024, FF70027), transport case (No. FF60150)

Model	kg	No.
RODIADRILL Ceramic set	3.4	FF40150

ACCESSORIES

Description	No.	Description		No.
Freehand drill support up to Ø 83 mm	FF35750	Water supply hose with "aqua-stop"		FF35302
Quick change adaptor	FF35751	HSP Nature stone drill bits	48	
Pressurized water container 10 l	FF35026	Water collection ring, stationary		FF35700
Special water supply hose	FF35301	Transport case RODIADRILL Ceramic ECO		FF60150

2

RODIACUT® 150 / RODIADRILL 160

RODIACUT® 150 drill column with combination drill mounting plate and RODIADRILL 160 drill motor for drilling Ø 10 – 132 mm (Ø 162 mm) in reinforced concrete

Product Profile

APPLICATION AREA

RODIADRILL 160:

Stationary wet drilling in (reinforced) concrete:	Ø 10 - 132 mm
Hand-operated wet drilling in (reinforced) concrete:	Ø 10 - 82 mm
Hand-operated dry drilling in masonry:	Ø 10 - 162 mm

TECHNICAL DATA (DRILL STAND)

RODIACUT 150:

Drilling range:	w/o water collection ring max. Ø 152 mm with water collection ring max. Ø 132 mm
Drill motor adaptor:	Ø 60 mm
L x W x H:	280 x 440 x 810 mm
Hub:	480 mm
Weight:	9,7 kg

3 Applications with just one unit

RODIACUT® 150 / RODIADRILL 200

RODIACUT® 150 drill column with combination drill mounting plate and RODIADRILL 200 drill motor for drilling Ø 10 – 152 mm (Ø 250 mm) in reinforced concrete

Product Profile

APPLICATION AREA

RODIADRILL 200:

Stationary wet drilling in (reinforced) concrete:	Ø 10 - 152 mm
Hand-operated wet drilling in (reinforced) concrete:	Ø 10 - 82 mm
Hand-operated dry drilling in masonry:	Ø 10 - 250 mm

3 Applications with just one unit



RODIADRILL 160

Drill motor

230 V

TECHNICAL DATA (DRILL MOTOR)

Drill motor:	RODIADRILL 160	
Threaded adaptor:	G 1/2" and 1.1/4" UNC	
Power Input- / output:	2000 Watt / 1400 Watt	
Gear:	1. Gear	2. Gear
Torque:	55 Nm	27 Nm
Clamping neck:	Ø 60 mm	

RODIADRILL 200

Drill motor

230 V

TECHNICAL DATA (DRILL MOTOR)

Drill motor:	RODIADRILL 200		
Threaded adaptor:	G ½" and 1.1/4" UNC		
Power Input- / output:	2700 Watt / 2400 Watt		
Gear:	1. Gear	2.Gear	3. Gear
Torque:	71 Nm	34 Nm	17 Nm
Clamping neck:	Ø 60 mm		

Scope of delivery (No. FF34150): (No. FF30150) Drill stand RODIACUT 150, (No. FF40165) Drill motor RODIADRILL 160, (No. FF70001) tool bag, (No. FF70019N) Allen key SW19 DIN895, (No. FF70024) Allen key SW24, DIN894, (No. FF70036) Allen key SW36 DIN894, (No. FF70041) Allen key SW41, DIN894, (No. FF35120) Concrete Fixing Set, (No. FF35302) Water supply hose + Adapt. f. Gardena coupling, (No. 111429) Hammer drill SDS Plus, 15x160mm, (No. FF35190) Copper ring 1.1/4", (No. 1300002467) Instruction manual Drill stand RODIACUT® 150-250, (No. 1300002468) Instruction manual RODIADRILL 160+200, (No.4100000439) Earplugs SaveRave, (No.4100000443) rubberized gloves, (No. 4100000441) Safety Goggle HC/AF

Scope of delivery (No. FF34160): (No. FF30150) Drill stand RODIACUT 150, (No. FF40220) Drill motor RODIADRILL 200, (No. FF70001) Tool bag, (No. FF70019N) Allen key SW19 DIN895, (No. FF70024) Allen key SW24, DIN894, (No. FF70036) Allen key SW36 DIN894, (No. FF70041) Allen key SW41, DIN894, (No. FF35120) Concrete Fixing Set, (No. FF35302) Water supply hose + Adapt. f. Gardena coupling, (No. 111429) Hammer drill SDS Plus, 15x160mm, (No. FF35190) Copper ring 1.1/4", (No. 1300002467) Instruction manual Drill stand RODIACUT® 150-250, (No. 1300002468) Instruction manual RODIADRILL 160+200, (No. 4100000439) Earplugs SaveRave, (No. 4100000443) rubberized gloves, (No. 4100000441) Safety Goggle HC/AF

Model	kg	No.
Drill system RODIACUT® 150/RODIADRILL 160	17,3	FF34150
Drill stand RODIACUT® 150	10,5	FF30150
Drill motor RODIADRILL 160	6,8	FF40165
Drill system RODIACUT® 150/RODIADRILL 200	17,7	FF34160
Drill motor RODIADRILL 200	7,2	FF40220

ACCESSORIES



Model		No.	Model		No.
RODIADRILL CERAMIC	41	FF40150	RODIA® DRY CLEANER 1200	53	FF35148
Pressurized water container 10 l	52	FF35026	Water collection ring, stationary (for FF30150)	52	FF35700
Vacuum pump RODIA-VAC	51	FF35200	Drill Bits	48 - 50	

2

RODIACUT® 250 / RODIADRILL 200

RODIACUT® 250 drill column with combination drill mounting plate and RODIADRILL 200 drill motor for drilling Ø 10 – 200 mm (Ø 250 mm) in reinforced concrete

Product Profile

APPLICATION AREA

RODIADRILL 200:

Stationary dry drilling in reinforced concrete:	Ø 10 - 200 mm
Stationary dry drilling in Masonry:	Ø 10 - 225 mm
Hand-operated wet drilling in reinforced concrete:	Ø 10 - 82 mm
Hand-operated dry drilling in masonry:	Ø 10 - 250 mm

TECHNICAL DATA (DRILL STAND)

RODIACUT 250:

Drilling range:	w/o water collection ring max. Ø 250 mm with water collection ring max. Ø 225 mm
Drill motor-adaptor:	Clamping neck Ø 60 mm and Quick-change recording via dovetail plate
L x W x H:	260 x 510 x 980 mm
Hub:	650 mm
Weight:	19,7 kg

4 Applications with just one unit



RODIACUT® 250 / RODIADRILL 500

RODIACUT® 250 drill column with combination drill mounting plate and RODIADRILL 500 drill motor for drilling Ø 10 – 250 mm in reinforced concrete

Product Profile

APPLICATION AREA

RODIADRILL 500:

Stationary dry drilling in reinforced concrete:	Ø 32 - 250 mm
Stationary dry drilling in masonry:	Ø 32 - 250 mm

2 Applications with just one unit

RODIADRILL 200

Drill motor

230 V

TECHNICAL DATA (DRILL MOTOR)

Drill motor:	RODIADRILL 200
Threaded adaptor:	G 1/2" and 1.1/4" UNC
Power input / output:	2700 Watt / 2400 Watt
Gear:	1. Gear 2. Gear 3. Gear
Torque:	71 Nm 34 Nm 17 Nm
Clamping neck:	Ø 60 mm

RODIADRILL 500

Drill motor

230 V

TECHNICAL DATA (DRILL MOTOR)

Drill motor:	RODIADRILL 500
Threaded adaptor:	G ½" and 1.1/4" UNC
Power input / output:	4000 Watt / 3000 Watt
Gear:	1. Gear 2.Gear 3. Gear
Torque:	185 Nm 107 Nm 55 Nm
Drill motor adaptor:	Quick-change recording via dovetail plate
Clamping neck:	Ø 60 mm

Scope of delivery (No. FF34200): (No. FF30250) Drill stand RODIACUT 250, (No. FF40220) Drill motor RODIADRILL 200, (No. FF70001) tool bag, (No. FF70019N) Allen key SW19 DIN895, (No. FF70024) Allen key SW24, DIN894, (No. FF70036) Allen key SW36 DIN894, (No. FF70041) Allen key SW41, DIN894, (No. FF35120) Concrete fixing-set, (No. FF35302) Water supply hose + Adapt. f. Gardena coupling, (No. 111429) Hammer drill SDS Plus, 15x160mm, (No. FF35190) Copper ring 1.1/4", (No. 1300002467) Instruction manual Drill stand RODIACUT® 150-250, (No. 1300002468) Instruction manual RODIADRILL 160+200, (No. 4100000439) Earplugs SaveRave, (No. 4100000443) rubberized gloves, (No. 4100000441) Safety goggle HC/AF

Scope of delivery (No. FF34260): (No. FF30250) Drill stand RODIACUT 150, (No. FF40400) Drill motor RODIADRILL 500, (No. FF70001) tool bag, (No. FF70019N) Allen key SW19 DIN895, (No. FF70024) Allen key SW24, DIN894, (No. FF70036) Allen key SW36 DIN894, (No. FF70041) Allen key SW41, DIN894, (No. FF35120) Concrete fixing-set, (No. FF35302) Water supply hose + Adapt. f. Gardena coupling, (No. 111429) Hammer drill SDS Plus, 15x160mm, (No. FF35190) Copper ring 1.1/4", (No. 1300002467) Instruction manual Drill stand RODIACUT® 150-250, (No. 1300002469) Instruction manual RODIADRILL 500, (No. 4100000439) Earplugs SaveRave, (No. 4100000443) rubberized gloves, (No. 4100000441) Safety goggle HC/AF

Model	kg	No.
Drill system RODIACUT® 250/RODIADRILL 200	21,7	FF34200
Drill stand RODIACUT® 250	14,5	FF30250
Drill motor RODIADRILL 200	7,2	FF40220
Drill system RODIACUT® 250/RODIADRILL 500	31,4	FF34260
Drill motor RODIADRILL 500	12,1	FF40400

ACCESSORIES

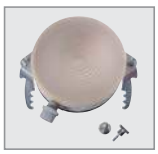

Description		No.	Description		No.
RODIADRILL CERAMIC	41	FF40150	RODIA® DRY CLEANER 1200	53	FF35148
Pressurized water container 10 l	52	FF35026	Water collection ring, stationary (für FF30150)	52	FF35700
Vacuum pump RODIA-VAC	51	FF35200	Drill bits	48 - 50	

RODIACUT® 400 PRO / RODIADRILL 500

Drilling system with dowel plate, drill Ø 32 - 400 (500)* mm

230 V

ø 400 (500)

2

Product Profile

APPLICATION AREA

2 applications in one unit:

Stationary wet drilling in (reinforced) concrete	Ø 32 - 400 mm
Stationary dry drilling in masonry	Ø 32 - 400 mm

KEY FEATURES

- Drill angle adjustments from -15° up to +45°, in 2.5° steps adjustable
- Exchangeable guide rail

TECHNICAL DATA (DRILL STANDS)

Drilling range:	w/o water collection ring: max. Ø 500 mm optional with distance plate
Weight:	28,4 kg
L x W x H:	460 x 260 x 1100 mm
Hub:	680 mm

***Distance plate optional (No. FF35136)**

To enlarge the drill hole diameter from Ø 400 to 500 mm with RODIACUT® 400 PRO

4x roll guides

Precise and low vibration operation, flexible use / module concept

Drill angle adjustments

Adjustable from -15° up to +45° in 2.5° steps

Rubber transport wheels

Quick and easy transport on the building site

RODIADRILL 500

Drill motor

230 V

Scope of delivery (No. FF34500): (No. FF30030) Drill stand RODIACUT 400 PRO, (No. FF40400) Drill motor RODIADRILL 500, (No. FF70001) tool bag, (No. FF70019N) Allen key SW19 DIN895, (No. FF70024) Allen key SW24, DIN894, (No. FF70036) Allen key SW36 DIN894, (No. FF70041) Allen key SW41, DIN894, (No. FF35120) Concrete fixing-set, (No. FF35302) Water supply hose + Adapt. f. Gardena coupling, (No. 111429) Hammer drill SDS Plus, 15x160mm, (No. FF35190) Copper ring 1.1/4", (No. 1300002467) Instruction manual Drill stand RODIACUT® 400 PRO, (No. 1300002468) Instruction manual RODIADRILL 500, (No. 4100000439) Earplugs Save-Rave, (No. 4100000443) Rubberized gloves, (No. 4100000441) Safety Goggles HC/AF

TECHNCAL DATA (DRILL MOTOR)

Drill motor:	RODIADRILL 500
Threaded adaptor:	G ½" and 1.1/4" UNC
Power input / output:	4000 Watt / 3000 Watt
Gear:	1. Gear 2.Gear 3. Gear
Torque:	185 Nm 107 Nm 55 Nm
Drill motor adaptor:	Dovetail plate

Model	kg	No.
Drill system RODIACUT® 400 PRO/RODIADRILL 500	40,5	FF34500
Drill stand RODIACUT® 400 PRO	28,4	FF30030
Drill motor RODIADRILL 500	12,1	FF40400

ACCESSORIES

Description		No.	Description		No.
Submersible water pump RODIAPUMP	52	FF35029	Distance plate 50 mm		FF35131
Pressurized water container 10 l	52	FF35026	Distance plate 60 mm		FF35136
RODIA® DRYCLEANER 1200	53	FF35148	Copper rings 1.1/4"	51	FF35190
Mounting articles	51		Extensions	52	
Drill bits	48 - 50				

High Speed Plus Natural Stone

Soldered diamond core wet cutting drill bit Ø 6 - 67 mm for extremely hard materials

Suitable for all other drilling systems with G 1/2" and 1.1/4" UNC!

2

Product Profile

APPLICATION AREA

Special wet drill bits for drilling in natural stone, granite, marble, (double) baked brick, masonry, (reinforced) concrete, glass or hollow brickwork from Ø 6 - 67 mm

Typical areas of application are HVAC&R, plumbing and electronic installations, old building renovations, laying tile, stairs and railing installation, air-conditioning technology, garden and landscaping

KEY FEATURES

- Extremely easy cuts, very long service life through 9 mm high segments
- Suitable for all ROTHENBERGER drilling machines
- Balanced rotation reduces wear
- Drilling even through material combinations possible

KEY FEATURES

- Drill holes on the seam or edge of material possible with the use of diamond rings
- Conventional G 1/2" threaded attachments

TECHNICAL DATA

G 1/2" connection

Drill bits	**Segment**	**Segment dimensions** (L x W x H)
Ø 6 - 40 mm	Ring segments	Ring x (1.15 - 2.0) x 9 mm
Ø 45 - 67 mm*	4 - 6	24 x 2.5 x 8 mm

Effective length: Ø 6.3 - 10 mm = 50 mm
Ø 12 - 67 mm = 120 mm

Special length of 300 mm available upon request

*Single segment mounting from Ø 45 mm

9 mm high segments with high diamond concentration

Extremely easy cutting, very long service life in granite tiles

Threaded adaptor G 1/2"

Suitable for all other ROTHENBERGER drilling machines

Overwound drill bits

Balanced rotation reduces wear

Drilling of the hardest materials

Reinf. concrete *Marble* *Granite* *Green granite*



Masonry *Hollow brickwork* *Aerated concrete* *Asphalt*

Suitable for

RD 160

Ceramic

RD 200

Ø mm	kg	Adaptor G 1/2" No.
6.3	0.17	FF44806
8.3	0.17	FF44808
10	0.17	FF44810
12	0.19	FF44812
14	0.20	FF44814
15	0.20	FF44815
16	0.20	FF44816

Ø mm	kg	Adaptor G 1/2" No.
18	0.21	FF44818
20	0.22	FF44820
22	0.22	FF44822
24	0.22	FF44824
25	0.23	FF44825
26	0.23	FF44826
28	0.25	FF44828

Ø mm	kg	Adaptor G 1/2" No.
30	0.25	FF44830
32	0.25	FF44832
35	0.30	FF44835
36	0.32	FF44836
38	0.34	FF44838
40	0.34	FF44840
42	0.35	FF44842

Ø mm	kg	Adaptor G 1/2" No.
45*	0.42	FF44845
50*	0.60	FF44850
55*	0.65	FF44855
60*	0.72	FF44860
65*	0.76	FF44865
67*	0.79	FF44867

* with single segment mounting

DX-High Speed Plus Universal Drill Bits

Space welding universal wet and dry drill bits
Ø 20 - 300 mm

Space Welding and PRISMACUT!

ROTHENBERGER Plus TECHNOLOGY

Product Profile

APPLICATION AREA

Wet and dry drill bits for drilling in reinforced concrete, asphalt, masonry, as well as lime sand brick for Ø 20 - 300 mm

Typical areas of application are HVAC&R and electronic installations, old building renovations, building industry, air-conditioning technology, garden and landscaping

KEY FEATURES

- Extremely easy cutting, safe cut in hand-operated use
- Faster cutting progress and extremely long service life
- Suitable for all other ROTHENBERGER drilling machines
- Balanced rotation reduces wear

TECHNICAL DATA

G 1/2" connection (300 mm effective length)

Drill bit	Segment	Segment dimensions (L x W x H)
Ø 20 - 40 mm	1	19.3 x 2.5 x 9 mm
Ø 42 - 62 mm	4 - 6	24.0 x 2.5 x 9 mm
Ø 72 - 92 mm	7 - 8	24.0 x 2.8 x 9 mm
Ø 102 - 132 mm	7 - 11	24.0 x 3.3 x 9 mm
1.1/4" UNC connection (430 mm effective length)		
Ø 30 - 62 mm	1 - 6	24.0 x 2.5 x 9 mm
Ø 72 - 92 mm	7 - 8	24.0 x 2.8 x 9 mm
Ø 102 - 152 mm	9 - 12	24.0 x 3.3 x 9 mm
Ø 162 - 182 mm	12 - 14	24.0 x 3.8 x 9 mm
Ø 200 - 300 mm	14 - 20	24.0 x 4.0 x 9 mm

Suitable for

RD 160*

RD 200*

RD 500*

* We recommend the optional extraction rotor when using as a dry drill bit

Highest service life and universal application!

Threaded adaptor G 1/2" and 1.1/4" UNC

Suitable for all other ROTHENBERGER drilling machines

Special segment mix

Quicker drilling progress and extremely long service life

Extremely easy cuts, safe cuts in hand operated use

Space welding

Allows wet and dry use

Overwound drill bits

Balanced rotation reduces wear

Marble

Masonry

Hollow brickwork

Pavement

Lime sand brick

Reinf. concrete



Ø mm	kg	Adaptor G 1/2" No.
20	0.5	FF44620
30	0.6	FF44630
40	0.7	FF44640
52	0.9	FF44650
62	1.2	FF44660
72	1.4	FF44670

Ø mm	kg	Adaptor G 1/2" No.
82	1.6	FF44680
92	1.9	FF44690
102	2.1	FF44700
112	2.4	FF44710
122	2.6	FF44720
132	2.9	FF44730

Ø mm	kg	Adaptor 1.1/4" No.
30	0.7	FF44030
40	1.2	FF44040
52	1.6	FF44050
62	1.9	FF44060
72	2.3	FF44070
82	2.6	FF44080
92	3.0	FF44090
102	3.4	FF44100
112	3.8	FF44110
122	4.2	FF44120

Ø mm	kg	Adaptor 1.1/4" No.
132	4.6	FF44130
142	5.0	FF44140
152	6.4	FF44150
162	7.0	FF44160
172	7.5	FF44170
182	8.0	FF44180
200	9.0	FF44200
220	11.4	FF44220
250	13.6	FF44250
300	19.3	FF44300

Suitable for all other drilling systems with G 1/2" and 1.1/4" UNC!

2

SPEED STAR DX

Space welding wet and dry drill bits Ø 10 - 500 mm

Space Welding and PRISMACUT! ROTHENBERGER Plus TECHNOLOGY

Product Profile

APPLICATION AREA

Wet and dry drill bits for asphalt, masonry, as well as natural and artificial stone of Ø 10 - 500 mm

Typical areas of application are HVAC&R, plumbing, old building renovations, building industry, air-conditioning technology, gardening and landscaping

KEY FEATURES

- Extremely easy cuts, safe cut in hand-operated use
- Balanced rotation reduces wear
- Suitable for all other ROTHENBERGER drilling machines
- Standard lengths 400 / 500 mm, special lengths available on request
- Conventional G 1/2" and 1.1/4" UNC threaded adaptors

TECHNICAL DATA

Drill bits	Segment	Segment dimensions (L x W x H)
Ø 10 - 38 mm	1	16 x 3.0 x 7.0 mm
Ø 40 - 48 mm	1 - 4	24 x 3.0 x 9.0 mm
Ø 50 - 55 mm	5 - 6	24 x 3.5 x 9.0 mm
Ø 56 - 72 mm	6 - 7	24 x 3.5 x 9.0 mm
Ø 75 - 102 mm	7 - 8	24 x 3.5 x 9.0 mm
Ø 107 - 142 mm	9 - 11	24 x 4.0 x 9.0 mm
Ø 142 - 182 mm	11 - 14	24 x 4.0 x 9.0 mm
Ø 182 - 250 mm	14 - 16	24 x 4.0 x 9.0 mm
Ø 300 - 500 mm	16 - 26	20 x 5.0 x 9.0 mm
Connection G 1/2":		Effective length 400 mm
Connection 1.1/4" UNC:		Effective length 500 mm

Durable (DURAMANT) PRISMACUT

Extremely easy cutting, safe cut in hand-operated use

Extremely high diamond concentration

Faster drilling progress

Overwound drill bits

Balanced rotation reduces wear

Threaded adaptor G 1/2" and 1.1/4" UNC

Suitable for all other ROTHENBERGER drilling machines

Special drill bits for pavement, asphalt, as well as special lengths up to 1000 mm available upon request!

Suitable for

RD 160*

RD 200*

RD 500*

* We recommend the optional extraction rotor when using as a dry drill bit

Reinf. concrete

Marble

Asphalt

Ø mm	kg	Adaptor G 1/2" No.
10	0.3	FF00610
12	0.4	FF00612
14	0.4	FF00614
15	0.4	FF00615
16	0.4	FF00616
18	0.4	FF00618
20	0.5	FF00620
24	0.5	FF00624
25	0.5	FF00625
26	0.5	FF00626
28	0.6	FF00628
30	0.6	FF00630
32	0.6	FF00632
35	0.7	FF00635
38	0.7	FF00638
40	0.7	FF00640
46	0.7	FF00645

Ø mm	kg	Adaptor G 1/2" No.
52	0.9	FF00650
56	1.2	FF00655
62	1.2	FF00660
66	1.3	FF00665
72	1.4	FF00670
76	1.5	FF00675
82	1.6	FF00680
87	1.7	FF00685
92	1.9	FF00690
95	2.0	FF00695
102	2.1	FF00700
108	2.3	FF00705
112	2.4	FF00710
117	2.5	FF00715
122	2.6	FF00720
127	2.8	FF00725
132	2.9	FF00730

Ø mm	kg	Adaptor 1.1/4" No.
20	0.5	FF00020
25	0.6	FF00025
30	0.7	FF00030
40	1.2	FF00040
46	1.4	FF00045
52	1.6	FF00050
56	1.7	FF00055
62	1.9	FF00060
66	2.1	FF00065
72	2.3	FF00070
76	2.4	FF00075
82	2.6	FF00080
87	2.8	FF00085
92	3.0	FF00090
102	3.4	FF00100
108	3.6	FF00105
112	3.8	FF00110

Ø mm	kg	Adaptor 1.1/4" No.
122	4.2	FF00120
125	4.3	FF00125
132	4.6	FF00130
142	5.0	FF00140
152	6.4	FF00150
162	7.0	FF00160
172	7.5	FF00170
182	8.0	FF00180
200	9.0	FF00200
220	11.4	FF00220
250	13.6	FF00250
280	17.6	FF00280
300	19.3	FF00300
350	23.6	FF00350
400	28.4	FF00400
450	33.6	FF00450
500	39.1	FF00500

Suitable for all other drilling systems with G 1/2" and 1.1/4"!

Vacuum Pump RODIA-VAC

This vacuum pump is suitable for all diamond core drilling units. An extraction tank prevents the vacuum plate from loosening quickly during a sudden power failure. Oil-free vacuum pump with pressure gauge.

1.1 KW motor power
85% Vacuum
200 l/min extraction volume

10 l extraction tank

Safety during a power failure

Drill stand can only be mounted with a combination of vacuum plate and vacuum set!

Vacuum-Sets

No. FF35710
No. FF35740

Quick Clamping Column

Toolless and reliable bracing between floor and wall or wall and wall. Maximum operation range from 1.7 m up to 3.0 with a load capacity up to 500 kg with sideway guidance.

No. FF35015

Description	kg	No.
Quick Clamping Column	9.0	FF35015
Vacuum pump RODIA-VAC 230 V	20.0	FF35200
Vacuum set, RODIACUT® 130, 131 DWS, 170 C	1.1	FF35710
Spare foamed rubber for drill base	0.1	FF50007
Vacuum set RODIACUT® 202 DWS, 270 C	1.1	FF35740
Spare foamed rubber for drill base	0.1	FF50008

Concrete / Masonry Fixing Set

Includes (No. FF35120): Knurled thread rod Type G-B 160 mm, screw thread M 12/20 mm (No. FF35129), U-washer (No. FF70166), winged nut M 12 (No. FF55150), 25 x drive-in anchor M 12 (No. FF 35122) and drive-in iron (No. FF35128)

Includes (No. FF35121): Knurled thread rod Type G-M 280 mm, screw thread M 12/85 mm (No. FF35130), U-washer (No. FF70166), winged nut M 12 (No. FF55150), hexagonal nut M12 (No. FF70167), 5 x Rawl-Anchor M 12 (reusable) (No. FF35126) and drive-in iron (No. FF35128)

No. FF35120

No. FF35121

Special Diamond Drills for Tiles and Natural Stone

For use when hammer drills can not do the job. Various material combinations, such as tiles on concrete, can be easily drilled without damage.

Special Diamond Drills

for Tiles and Natural Stone



No. FF44815

No. FF44820

SDS-plus Hammer drill

Thread Interfaces

Between motor connection and drill bit

No. FF35095

No. FF35080

No. FF35091

Copper Rings 1.1/4

Levels out the unevenness between motor connection and drill bit.

Easy loosening prevents drill bits from getting stuck on the driveshaft.

Description	kg	No.
Concrete fixing set	1.90	FF35120
Drive-in anchor concrete M12	0.04	FF35122
Threaded rod, B15 concrete set	0.20	FF35129
Threaded rod, B15 masonry	0.30	FF35130
Wet drill bit Ø 15 mm	0.20	FF44815
Masonry fixing set	1.10	FF35121
Rawl anchor M 12	0,08	FF35126
SDS-plus Hammer drill Ø 20 mm, NL. 300 mm	0,22	111449
Wet drill bit Ø 20 mm, G1/2"	0,22	FF44820
G 1/2" outer thread to 1.1/4" UNC outer thread	0,50	FF35080
1.1/4" UNC inner thread to G 1/2" inner thread	0,70	FF35095
Adaptor DD-BI to G 1/2"+ 1.1/4"	0,50	FF35091
Adaptor DD-BU to G 1/2"+ 1.1/4"	0,80	FF35092
Threaded interface WÜRTH to 1.1/4"	0,60	FF35101
Copper ring 1.1/4"	0,05	FF35190

2

Water Supply

The sturdy 10 litre pressurized water container made of steel is perfectly suited for individual drilling. When drilling large diameters or series drillings, the fully submersible RODIAPUMP enables a mobile supply of water from buckets or other containers up to a delivery height of 5 meters using a 1" water hose.

Comfortable water connection

Quick connection with the GK adaptor and quick-plug coupling

Rust-free motor shaft

Prevents the quick jamming of the rotor

Fine filter

Prevents entry of foreign materials and protects the motor shaft

No. FF35029

Manometer

pressure indicator

2.5 meter hose length

Ideal use for ceiling holes

No. FF35026

Connection Quick plug-in coupling

Drip-free connection even under water pressure

Description	kg	No.
Submersible water pump RODIAPUMP	4,40	FF35029
Water supply hose with Aqua-Stop	0,20	FF35302

Description	kg	No.
Pressurized water container	5,50	FF35026
Special water supply hose	0,20	FF35301

Water Extraction Systems

The dirty cooling water is extracted in connection with a wet and dry vacuum (FF35148, FF35210)

No. FF35730

Only for RODIACUT® 202 DWS, 250 and 270 C

No. FF35700

Only for RODIACUT® 131 DWS, 150 and 170 C

Description	kg	No.
Water collection ring, stationary (up to Ø 132 mm)	1.2	FF35700
Spare rubber membrane (for FF35700)	0.3	FF55131
Water collection ring, stationary (up to Ø 200 mm)	2.5	FF35730
Spare rubber membrane (for FF35730)	0.6	FF55201

Extensions

G 1/2" and 1.1/4" UNC

Easy extension of the drilling depth
High-quality and robust steel design

Extensions G 1/2"

Extensions 1.1/4" UNC

Nominal length mm	kg	G 1/2" No.	kg	1.1/4" UNC No.
100	0,40	FF35040	1,00	FF35060
200	0,90	FF35045	2,00	FF35065
300	1,40	FF35050	3,00	FF35070
500	2,40	FF35055	5,10	FF35075

Extraction Rotor "RODIADUST"

Universal adaptor for wet drilling machines for dust-free dry drilling

Provides optimum extraction results in conjunction with RODIA DRY CLEANER (FF35148) and increases the drilling process, prevents jamming of drill bit and reduces segment wear.

Model	kg	No.
Extraction Rotor 1.1/4" UNC (G1/2" Machine)	1,90	FF40056

RODIA DRY CLEANER 1200

Wet and dry extraction unit

Especially good performance when used with WALL CUT 6540, RODIADRILL 1800 DRY or other ROTHENBERGER extraction-friendly system products

Fig. Folded filter
No. FF55374

Constant extraction power!
Automatic filter-cleaning function!

High cleaning efficiency

2 polyester-filter cassettes with 99.9% dust retention (max. 20 l), water retention of 15 litres

Separate automatic outlet

Adaptor for further electric tools

User comfort with a wide operating range

5 m long suction hose and 8 m long AC power cord

Model	kg	No.
RODIA DRY CLEANER 1200	10.8	FF35148
Folded filter (2 piece) for wet suction	1.0	FF55374
Fleece filter (5 piece) for dry suction	0.3	FF55388

RODIA CLEANER 1400

Water suction unit

KEY FEATURES

- Easy-to-handle and powerful 1400 watt water extraction unit
- 35 litre container made of zinc-plated steel plate with acrylate coating: Rust-free
- Separate automatic outlet connection for an additional electrical tools

Set (No. FF35210) includes various extraction tubes and extraction nozzles. Wet-suction is possible when used with the cartridge filter system. When used with a cloth filter, dry suction possible. Suitable for use with our core drilling systems.

Separate automatic outlet

Connection for additional electrical tools

Light and easy-to handle

Impact protective ring at base with 4 double roller wheels, 9 kg weight

Model	kg	No.
RODIA CLEANER 1400	9.0	FF35210
Cartridge filter	1.0	FF55447
Paper filter (5 piece)	1.0	FF55448

ONE of 6.000

3

Premium tools for professionals!

Bending

System Overview Bending 56 - 57

Manual

One Handed Bender 58 - 60

Bending Pliers 61 - 62

Tube Bending Springs CU 63

Internal Bending Springs MSR 63

Vice Bender 64 - 65

Manual Hydraulic

Bender Manual Hydraulic 66 - 67

Electric Hydraulic

Bender Electric Hydraulic 68 - 69

Electric

Bender Electric 70 - 72

Bending Tables

Do you want to know more about our products? Please scan the QR-Code!

3

Push bending

	TUBE BENDER	TUBE BENDER Maxi	TUBE BENDER Maxi MSR
Method:	Manual 90°	Manual 90°	Manual 90°
Working Area: Copper	Ø 5-12 mm (1/4-1/2”), ⊖ 1 mm, soft	Ø 12-22 mm (3/8-7/8”) ⊖ 1 mm, soft	–
Working Area: Aluminium	Ø 5-12 mm (1/4-1/2”), ⊖ 1 mm, soft	Ø 12-22 mm (3/8-7/8”) ⊖ 1 mm, soft	–
Working Area: Precision steel	Ø 5-12 mm (1/4-1/2”), ⊖ 1 mm, soft	Ø 12-22 mm (3/8-7/8”) ⊖ 1 mm, soft	–
Working Area: Stainless steel	–	Ø 12-18 mm (3/8-5/8”) ⊖ 1 mm, soft	–
Working Area: MSR	–	Ø 14-26 mm (5/8-7/8”) ⊖ 1 mm	Ø 14-32 mm ⊖ 2 mm
Page	**58**	**59**	**60**

Pull bending

	Standard Two Handed Bender 90°	MULTIBEND	MINIBEND	Standard Bender 180°
Method:	Manual 90°	Manual 180°	Manual 180°	Manual 180°
Working Area Copper	Ø 12-22 mm ⊖ 1 mm, soft, semi-hard	Ø 10-18 mm (1/4 - 5/8”) ⊖ 1 mm, soft	Ø 6-10 mm (1/4 - 3/8”) ⊖ 1 mm, soft	Ø 6-18 mm (1/4 - 5/8”) ⊖ 1 mm, soft
Working Area: Aluminium	–	Ø 10-18 mm (1/4-5/8”) ⊖ 1 mm, soft	Ø 6-10 mm (1/4 - 3/8”) ⊖ 1 mm, soft	Ø 6-18 mm (1/4 - 5/8”) ⊖ 1 mm, soft
Working Area: Precision steel	–	Ø 10-18 mm (1/4-5/8”) ⊖ 1 mm, soft	Ø 6-10 mm (1/4 - 3/8”) ⊖ 1 mm, soft	Ø 6-18 mm (1/4 - 5/8”) ⊖ 1 mm, soft
Working Area: Stainless steel	–	–	–	–
Working Area: MSR	–	–	–	–
Page	**61**	**61**	**62**	**62**

Push bending

	ROBULL Typ E	ROBULL MSR Typ E	ROBULL Typ ME	ROBULL MSR Typ ME
Method:	Manual hydraulic 90°	Manual hydraulic 90°	Hydraulic 90°	Hydraulic 90°
Working Area: Copper	–	–	–	–
Working Area: Aluminium	–	–	–	–
Working Area: Precision steel	Ø 3/8"-2"	–	Ø 3/8"-2"	–
Working Area: Stainless steel	–	–	–	–
Working Area: MSR	–	Ø 40-63 mm	–	Ø 40-63 mm
Page	66, 67	66, 67	68, 69	68, 69

Pull bending

	Tube Bending Springs	Internal Bending Springs MSR	ROBEND® H+W PLUS	ROBEND® 4000
				
Method:	Manual 180°	Manual 180°	Manual 180°	Manual 180°
Working Area: Copper	Ø 8-16 mm (1/4-5/8")	–	Ø 8-22 mm (5/16 - 7/8") 1 mm, soft, semi-hard, hard	Ø 12-35 mm (1/2 - 1.3/8") 2,0 mm, soft, semi-hard, hard
Working Area: Aluminium	–	–	Ø 8-22 mm (5/16 - 7/8") 1 mm, soft	Ø 12-35 mm (1/2 - 1.3/8") 2,0 mm, soft, semi-hard, hard
Working Area: Precision steel	–	–	Ø 10-22 mm (3/8 - 5/8") 1 mm, soft	Ø 12-35 mm (1/2 - 1.3/8") 2,0 mm, soft
Working Area: Stainless steel	–	–	Ø 8-22 mm (5/16 - 7/8") 1 mm, soft	Ø 12-35 mm (1/2 - 1.3/8") 2,0 mm
Working Area: MSR	–	Ø 6-20 mm	–	Ø 12-35 mm (1/2 - 1.3/8") 2,0 mm
Page	63	63	64, 65	70 -72

3

TUBE BENDER

For accurate one handed bending up to 90°, Ø 5 - 12 mm (1/4 - 1/2”)

Product Profile

APPLICATION AREA

Suitable for pipes made of:
Copper (soft) and aluminium: Ø 5 - 12 mm, 1/4 - 1/2”
Precision steel (soft): Ø 5 - 12 mm, 1/4 - 1/2”

KEY FEATURES

- Accurate bending even in restricted spaces
- Production of U-bends, counter bends, swan-neck bends and connecting bends possible at all levels
- Quick and simple change of the bending formers
- Fast release and removal of the bending formers
- One handed operation through the ergonomic design
- Fast and accurate bending



Fig. TUBE BENDER Set

Various bends possible



TUBE BENDER (No. 24130)

Bending formers (No. 24048)

Back plates (No. 24049)

Bending segments

TUBE BENDER sets includes: basic tool complete with bending segments, back plates, in plastic carrying case (No. 24025)

Model	kg		No.
Basic set (basic tool, back plates plastic case)	1.00	1	24010
TB Set 5 - 6 - 8 - 10 mm	2.84	1	24131
TB Set 6 - 8 - 10 - 12 mm	3.03	1	24132
TB Set 8 - 10 - 12 mm	2.82	1	24133
TB Set 1/4 - 5/16 - 3/8 - 1/2”	2.92	1	24134
Plastic carrying case	0.60	1	24025
Basic tool without bending segments	0.36	1	766004016
Support segment	0.05	1	24048
Back plate without support segment	0.14	1	24049

TUBE BENDER Bending

Model	Size	g	No.
Bending segments	5 mm	190	24001
Bending segments	6 mm	210	R2403200
Bending segments	8 mm	250	R2403300
Bending segments	9 mm	360	24004
Bending segments	10 mm	390	24005
Bending segments	12 mm	390	24007
Bending segments	1/4”	210	24002
Bending segments	5/16”	250	24003
Bending segments	3/8”	270	24006
Bending segments	1/2”	380	24008

Previous bending segments and back plates including support segments from earlier models are compatible!

TUBE BENDER MAXI

For accurate one handed bending up to 90°, Ø 12 - 26 mm (3/8 - 7/8")

Product Profile

APPLICATION AREA

For the bending of pipes made of soft copper and aluminium, coated copper and precision steel pipes, as well as multi-layered composite pipes (only in MSR-Sets) and stainless steel (soft)

Suitable for pipe made of:

Copper (soft) and aluminium:	Ø 12 - 22 mm, 3/8 - 7/8"
Copper (coated):	Ø 12 - 18 mm, 3/8 - 5/8"
Precision steel (soft):	Ø 12 - 22 mm, 3/8 - 7/8"
Stainless steel (thin-walled, soft):	Ø 12 - 18 mm, 3/8 - 5/8"
MSR (Multilayer):	Ø 14 - 26 mm, 5/8 - 7/8"

KEY FEATURES

- Eliminates the cost for bending formers, storage and purchase
- Quick release and reset of the bending segments
- Bending segments are easily exchanged
- Optimum bending results

Fig. TUBE BENDER MAXI Set

TUBE BENDER MAXI Sets include: basic unit (No. 766100016), back plate support with segments (Cu Set No. 23001) (MSR Set No. 23001), (MSR-Set No. 24022), plastic carrying case (No. 23097)

Model	kg		No.
TB MAXI set 12 - 15 - 18 - 22 mm	3.5	1	023020X
TB MAXI set 12 - 14 - 16 - 18 - 22 mm	3.5	1	023021X
TB MAXI set 3/8 - 1/2 - 5/8 - 3/4 - 7/8"	3.3	1	023022X
TB MAXI set MSR 14 - 16 - 18 - 20 - 25 mm	3.3	1	023090X
TB MAXI set MSR 14 - 16 - 18 - 20 - 26 mm	3.3	1	023091X
Basic tool without back plate support	1.0	1	766100016
Back plate support witjout support segment	0,5	1	R2301500
Support segments R/L 10 - 25 mm	0,5	2	23008
Support segments R/L 12 - 22 mm	0,1	2	23047
Plastic carrying case	1,1	1	995866100

Previous bending segments and support segments from earlier models are compatible!

TUBE BENDER MAXI Bending segments

Model	Size	max. mm	g	No.
Bending segments	12 mm	1.0	80	23002
Bending segments	14 mm	1.0	80	23003
Bending segments	15 mm	1.0	90	23004
Bending segments	16 mm	1.0	100	23005
Bending segments	18 mm	1.0	140	23006
Bending segments	22 mm	1.0	170	23007
Bending segments	3/8"	1.0	70	23010
Bending segments	1/2"	1.0	80	23011
Bending segments	5/8"	1.0	100	23012
Bending segments	3/4"	1.0	120	23013
Bending segments	7/8"	1.0	170	23014

3

TUBE BENDER MAXI MSR Set

One-handed bending tool for precision bending of multi-layered composite pipes (MSR), Ø 14 - 32 mm

Product Profile

APPLICATION AREA

Universal bending tool. Increases safety by reducing the number of joints. Eliminates the costs for bending formers, storage and purchase

KEY FEATURES

- Ideal in confined spaces
- Quick release and resetting of bending formers
- Bending formers easily changed
- Optimal bending results
- Reduction of pressure-loss in the unit due to the low cross-sectional constriction as compared to prefabricated form pieces

Adjustable bending frame

Production of U-bends, counter bends, swan-neck bends and connecting bends possible at all levels

Ratchet arm with bayonet coupling

Bending formers easily changed

Smooth running feed lever

Ideal for use in confined spaces and for one-handed operation

Plastic bending formers and support segments with increased conductivity

Optimum bending results

Release lever

Quick release and resetting of bending formers

Mechanical ratchet feed

Quick operation

Fig. TUBE BENDER MAXI MSR

Body made of resistant die-cast steel

Sturdy and long-lasting

Universal field operation

Sets (No. 23065 / 23095) include: TUBE BENDER MAXI MSR (No. 23076), support brackets (No. 23080), bending formers in plastic carrying case (No. 995867300)

Model	Description	No.
TUBE BENDER MAXI MSR Set	14 - 16 - 18 - 20 - 25 - 32 mm	23065
TUBE BENDER MAXI MSR Set	14 - 16 - 18 - 20 - 26 - 32 mm	23095

ACCESSORIES

Description	g	No.	Description	g	No.
Bending segment 14 x 2.0 mm	80	23003	Bending segment 26 x 2.0 mm	200	23053
Bending segment 16 x 2.0 mm	100	23005	Bending segment 32 x 2.0 mm	380	23051
Bending segment 18 x 2.0 mm	140	23050	Basic tool 32 without support brackets	1280	23076
Bending segment 20 x 2.0 mm	150	23052	Support brackets with support segments R/L 23076	790	23080
Bending segment 25 x 2.0 mm	180	23009	Support segments	200	23083

Standard Two Handed Bender 90°

For accurate bending up to 90° for pipes made of semi-hard copper according to DIN EN 1057 Ø 12 x 1.0 - 22 x 1.0 mm

KEY FEATURES

- Universal bender for sanitary and heating installations refrigeration and air-conditioning systems
- Long handles allow for better leverage in the bending of semihard copper pipes
- Bending pliers with sliding carriage for millimetre-exact bending
- Accurate adjustments between the bending radius and handle length reduces effort required

Size	mm	R Radius mm	L mm	kg	No.
12 mm	1.0	43	460	1.4	462212
15 mm	1.0	60	600	2.3	462215
18 mm	1.0	74	860	3.2	462218
22 mm	1.0	87	900	4.3	462222

MULTIBEND Standard Bender 180°

For accurate bending up to 180° of pipes made of soft copper, aluminium and precision steel Ø 10 - 18 mm (1/4 - 5/8")

KEY FEATURES

- Bending radius display of 0 - 180° for accurate bending
- Clamp mechanism for better pipe hold allows the bending of shorter pipe pieces
- Light construction allows for fatigue-free hand operation

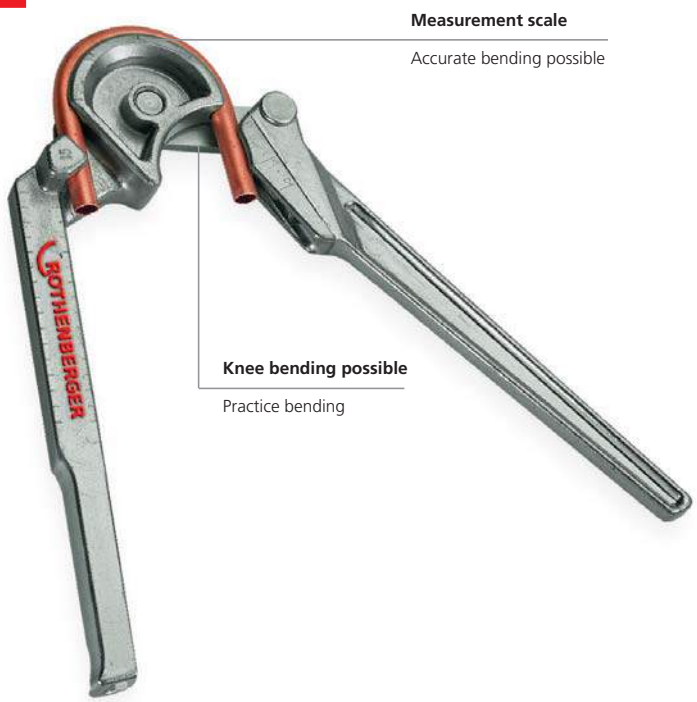

Size	max. mm	R Radius mm	kg	No.
10 mm	1.0	30	0.37	25401
12 mm	1.0	36	0.64	25402
14 mm	1.0	42	0.98	25403
15 mm	1.0	48	1.45	25404
16 mm	1.0	48	1.46	25405
18 mm	1.0	54	2.00	25406

3

Method L

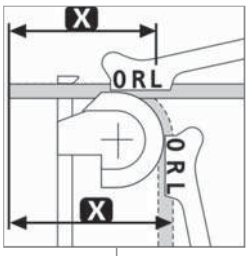

Method R

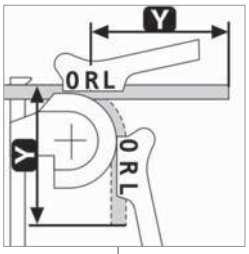



Accurate bending

Minimum size chart and bending radius display on measurement scale

MINIBEND

For accurate two handed bending up to 180° of pipes made of soft copper, brass, aluminium and precision steel Ø 6 - 10 mm, (1/4 - 3/8")

KEY FEATURES

- Suitable for use in refrigeration and air-conditioning, oil supply, automotive, hydraulic and pneumatic industries

Method L- Determination of the length of L - Left:
O: Reference to bending scale (0-0) and/or start/end of the bending radius
L: Used to determine/indicate the final dimension desired from the left (pipe beginning) up to top edge of the pipe (Measure X)

Method R: Determination of the length of R - Right:
O: Reference to bending scale (0-0) and/or start/end of the bending radius
R: Used to determine/indicate the final dimension desired from the right (pipe beginning) up to top edge of the pipe (Measure Y)

Model	Size	g	No.
MINIBEND	6 - 8 - 10 mm	420	25150
MINIBEND	1/4 - 5/16 - 3/8"	420	25151

Accurate bending

Minimum size chart and bending radius display on measurement scale

Standard Bender 180°

For accurate bending up to 180° of pipes made of soft copper, aluminium and precision steel Ø 6 - 18 mm (1/4 - 5/8")

KEY FEATURES

- Bending radius display of 0 - 180° for accurate bending
- Clamp mechanism for better pipe hold allows the bending of shorter pipe pieces
- Light construction allows for fatigue-free hand operation

Size	R Radius mm	L mm	g	No.
6 mm	18	305	550	25130
10 mm	30	390	970	25132
12 mm	36	390	980	25133
14 mm	47	450	1,580	25134
15 mm	54	450	1,830	25135
16 mm	58	450	1,830	25136
18 mm	66	480	2,110	25137
1/4"	18	305	560	25140
5/16" / 12 mm	24	305	640	25131
1/2"	30	390	1,680	25142
5/8"	58	450	1,830	25136

ACCESSORIES



Description		No.
Internal / External deburrer	27	1500000236
Bending spray, 150 ml	61	25120

Copper Tube Bending Springs

For free-handed bending of soft copper pipes
Ø 8 - 16 mm (1/4 - 5/8")

KEY FEATURES

- Coiled cone for ideal handling even with longer pipes
- Tough and long lasting with the cadmium-plated spring steel
- Optimal spring form prevents buckling in bending radius area

Size	g	No.
8 mm	70	25181
10 mm	80	25182
12 mm	160	25183
15 mm	220	25185
16 mm	220	25186

Size	g	No.
5/16"	70	25181
1/2"	130	25190
5/8"	220	25186

MSR Internal Bending Springs

For hand bending of aluminium multi-layer pipes (MSR)
Ø 6 - 20 mm

KEY FEATURES

- Ideal operation even with longer pipes:
  Grip ring for retraction out of the pipe
- Entry taper for clean insertion in the pipe
- Sturdy and long lasting: NIROSTA spring steel
- Pipe will not buckle due to optimal spring form



Grip ring
for insertion into and retraction out of the pipe

Entry taper
for clean insertion in the pipe

Model	Bending spring	Pipe	g	No.
MSR-internal-bending spring	6.0 mm	12.0 mm	90	25441
MSR-internal-bending spring	8.0 mm	14.0 mm	120	25442
MSR-internal-bending spring	10.0 mm	16.0 mm	150	25443
MSR-internal-bending spring	12.0 mm	18.0 mm	180	25444
MSR-internal-bending spring	13.5 mm	20.0 mm	220	25445
MSR-internal-bending spring	19.0 mm	25/26 mm	380	25446

Bending Spray

For bending copper and steel pipes

KEY FEATURES

- Combination of slide and bending oil
- Because of the special viscosity even copper and steel pipes are able to be bent easily

Model	Contents	No.
Bending spray, 150 ml	150 ml	25120

Fig. Bending spray

ACCESSORIES



Description		No.
Internal / External deburrer	27	1500000236

ROBEND® H+W PLUS

For accurate cold bending up to 180°,
Ø 8 - 22 mm (5/16 - 7/8”)

Made in Germany

Product Profile

APPLICATION AREA

For accurate bending up to 180° on pipes made of:

Copper (soft, semi-hard, hard thin-walled):	Ø 8 - 22 mm,	5/16 - 7/8”
Copper (coated, also thin-walled):	Ø 10 - 18 mm,	3/8 - 5/8”
Aluminium and brass:	Ø 8 - 22 mm,	5/16 - 7/8”
Precision steel (also coated):	Ø 10 - 22 mm,	3/8 - 5/8”
Seamless stainless steel:	Ø 8 - 22 mm,	5/16 - 7/8”

KEY FEATURES

- Exact bending to the mm on continuous pipe
- Retains shape and remains stable
- Two-hand bending possible with the additional handle up to Ø 18 mm / 5/8”
- Eliminates the costs of purchase and storage of bending formers
- Easy bending through clamping on a vice
- Exact bending with the minimum size chart and bending radius display



ROLUB-Anti-block-System

Less effort due to lower friction and optimum distribution of the bending spray

ROLUB-Antiblock-System!

Optimum combination of ROLUB guide shoe and the bending former

Perfect bending results without friction marks

Made from high quality forged aluminium

Retains shape and remains stable

Minimum size chart and bending radius display

Accurate bending

Bending formers with base plate

Easy bending through clamping on a vice

Thread for the attachment of the additional lever (accessories)

Free-hand bending possible

ROBEND® H+W PLUS Bender

Universal hand bender complete with bending former, fork with ROLUB guide shoe and handle. Universal application in sanitary and heating installations, refrigeration and air-conditioning systems and industrial systems

ROBEND® H+W PLUS Bending Sets

Sets include: Steel carrying case for a maximum of 5 bending formers, 2 levers for vice bending and bending spray (No. 25120). Bender corresponds to the respective pipe dimensions.

ROBEND® H+W PLUS Bending-Sets

Model	Description	mm	kg	No.
ROBEND® H+W PLUS	12 - 15 - 18 - 22 mm	1.0	16.5	24500
ROBEND® H+W PLUS	10 - 12 - 14 - 16 mm	1.0	16.3	24501
ROBEND® H+W PLUS	12 - 14 - 16 - 18 mm	1.0	13.6	24502
ROBEND® H+W PLUS	15 - 18 - 22 mm	1.0	14.9	24505
ROBEND® H+W PLUS	1/2 - 5/8 - 3/4″	1.0	13.6	24503
ROBEND® H+W PLUS	1/2 - 5/8 - 7/8″	1.0	13.7	24504

ROBEND® H+W PLUS Bender

Size	max mm	R Radius mm	g	No.
8 mm	1.0	22	660	24508
10 mm	1.0	32	1,180	24510
12 mm	1.0	38	1,110	24512
14 mm	1.0	45	1,370	24514
15 mm	1.0	45	1,370	24515
16 mm	1.0	64	2,620	24516
18 mm	1.0	64	2,620	24518
22 mm	1.0	81	3,800	24522
5/16″	1.0	22	660	24508
3/8″	1.0	32	1,185	24551
1/2″	1.0	38	1,110	24552
5/8″	1.0	64	2,620	24516
3/4″	1.0	81	3,850	24519
7/8″	1.0	81	3,800	24522
ACCESSORIES (additional lever for two-hand bending)				
Lever (short) for bending formers Ø 8 mm / 3/8″				25075
Lever for bending formers Ø 10 - 15 mm				25076
Lever for bending formers bigger than Ø 15 mm				25078
Bending spray 150 ml				25120

ROLUB Anti-Block Special Guide Shoe

Nennmaße	g	No.
8 mm	20	25308
10 mm	20	25310
12 mm	30	25312
14 mm	30	25314
15 mm	30	25315
16 mm	50	25316
18 mm	50	25318
22 mm	90	25322
5/16″	20	25308
3/8″	25	25310
1/2″	30	25313
5/8″	50	25316
3/4″	90	25319
7/8″	90	25322

Conventional bender

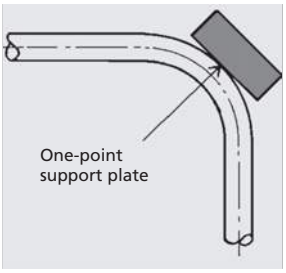

ROBEND® with ROLUB-System

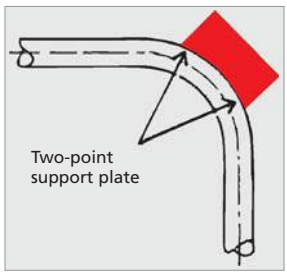

Accurate bending

ROLUB Anti-Block Special Guide Shoe

Especially adapted to the ROBEND® H+W bender the ROLUB guide shoe with two-point lubricating chamber system



ROBULL Type E / ROBULL MSR Type E

For precise, manual hydraulic cold bending up to 90°

Product Profile

APPLICATION AREA

Broadly applicable, universal portable hydraulic bending system for plumbing, sanitary and heating installation on construction sites, for apparatus and boiler construction and for industrial use. Also suitable for aligning tubes.

ROBULL Type E:

For accurate bending up to 90° on pipes made of:

Carbon steel suitable for welding and thread-cutting Ø 3/8 - 2"

ROBULL MSR Type E:

For accurate bending up to 90° on pipes made of:

Multi-layered composite pipe (MSR) Ø 40 -50 - 63 mm

KEY FEATURES

- Precise bending with the angle scale on the support brackets (not with ROBULL MSR type E)
- Reduces welded joints
- No pre-warming of pipe is required
- No bending forms needed
- Works quicker with the 150 kN piston strength
- Easy and simple operation
- Closed, low-maintenance hydraulic system with a mono-block design and with quick, automatic piston retraction
- Comfortable working position with the tripod stand (opt.)
- With foldable and adjustable bending frame



ROBULL Type E with adjustable bending frame: ROBULL hydraulic bending machine, open bending frame (No. 57981), 2 pins for frame (No.57979), support segment (No.57983), support segment with degree gradation (No. 57982), bending segment standard 90° in 3/8" (No. 57985), 1/2" (No. 57986), 3/4" (No. 57987), 1" (No. 57988), 1.1/4" (No. 57989), 1.1/2" (No. 57990), 2" (No. 57991), Hydraulic oil 1 l (No. 58185), steel carrying case (No. 58206)

ROBULL Type E with foldable bending frame: Same scope of delivery as the ROBULL Type E with adjustable bending frame but with foldable bending frame (No. 58002)

ROBULL MSR Type E: ROBULL MSR hydraulic bending machine with hydraulic hand-pump, adjustable bending frame, 2 pins for frame (No. 57979), hydraulic oil 1 l (No. 58185), steel carrying case (No. 58206) (bending segments and support segments not included)

Model	Description	kg		No.
ROBULL Type E	without accessories	16.8	1	057950X
ROBULL Type E	with adjustable bending frame and accessories (see above)	59.8	1	057966X
ROBULL Type E	with foldable bending frame and accessories (see above)	72.6	1	057961X
ROBULL MSR Typ E	without bending segments and support segments (see above)	54.0	1	57900

ROBULL Type E

ROBULL Type E with foldable bending frame

ROBULL MSR Type E

Set 40 - 50 - 63 (No. 58020) includes:
Bending segment 40 mm (No. 58021),
Bending segment 50 mm (No. 58022),
Bending segment 63 mm (No. 58023),
Support segments 40 mm (No. 57921),
Support segments 50 mm (No. 57922),
Support segments 63 mm (No. 57923)

ROBULL Type E Bending Segments

Small bending radius (red)

inch	mm	Wall thickness max. mm	r mm	kg	No.
3/8″	17.20	2.35	45	0.7	57985
1/2″	21.30	2.65	49	0.7	57986
3/4″	26.90	2.65	65	0.8	57987
1″	33.70	3.25	89	1.3	57988
1.1/4″	42.40	3.25	115	1.6	57989
1.1/2″	48.30	3.25	137	2.4	57990
2″	60.30	3.65	200	3.2	57991

ROBULL Type E Bending Segments

Large bending radius (black)

inch	mm	Wall thickness max. mm	r mm	kg	No.
3/8″	17.20	2.35	56	0.8	58010
1/2″	21.30	2.35	85	0.9	58011
3/4″	26.90	2.65	115	1.2	58012
1″	33.70	2.65	145	2.1	58013
1.1/4″	42.40	3.25	180	3.5	58014
1.1/2″	48.30	3.25	214	4.3	58015
2″	60.30	3.65	245	5.6	58016

ROBULL MSR Type E Bending Segments

mm	Wall thickness max. mm	r mm	kg	No.
40	2.35	138	1.2	58021
50	2.65	173	1.7	58022
63	2.65	218	2.3	58023
40 - 50 - 63	see above	see above	9.0	58020

ACCESSORIES

Model	kg	No.
ROBULL Type E		
Bending frame, adjustable	15.2	57981
Support segment for adjustable bending frame, with degree gradation (1 piece)	2.6	57982
Support segment for adjustable bending frame, without degree gradation (1 piece)	2.6	57983
Bending frame, foldable	12.5	58002
Support segment for foldable bending frame (1 piece)	2.2	58004
Locking pin	0.3	57979

Model	kg	No.
ROBULL MSR Type E		
Support segments, 40 mm (2 piece)	1.9	57921
Support segments, 50 mm (2 piece)	3.2	57922
Support segments, 63 mm (2 piece)	3.9	57923
ROBULL Type E / ROBULL MSR Type E		
Hydraulic oil, 1 litre	1.0	58185
Tripod stand	3.0	58182

ROBULL Type ME / ROBULL MSR Type ME

For precise, power hydraulic cold bending up to 90°

230 V

Product Profile

APPLICATION AREA

Various uses, mobile hydraulic bending machine for use on the building site in gas, sanitary and heating installations

ROBULL Type ME:

For accurate bending up to 90° on pipes made of:

Carbon steel suitable for welding and thread-cutting Ø 3/8 - 2"

ROBULL MSR Type ME:

For accurate bending up to 90° on pipes made of:

multi-layered composite pipe (MSR) Ø 40 - 50 - 63 mm

KEY FEATURES

- Precise bending with the angle scale on the support segments (not with ROBULL MSR type ME)
- Reduces welding joints
- Pre-warming of the pipe no longer necessary
- No bending forms are necessary
- Effective use with the 150 kN piston strength
- Easy and simple operation
- Closed, low-maintenance hydraulic system with a mono-block design and with quick, automatic piston retraction
- Comfortable working position with the tripod stand (optional)
- With foldable and adjustable bending frame



ROBULL Type ME with adjustable bending frame: ROBULL hydraulic bending machine 230 V, adjustable bending frame (No. 57981), 2 locking pins (No. 57979), support segments (No. 57983), support segments with degree gradation (No. 57982), bending segments standard 90° in 3/8" (No. 57985), 1/2" (No. 57986), 3/4" (No. 57987), 1" (No. 57988), 1.1/4" (No. 57989), 1.1/2" (No. 57990), 2" (No. 57991), hydraulic oil 1 l (No. 58185), steel carrying case (No. 58206)

ROBULL Type ME with foldable bending frame: Same scope of delivery as ROBULL Type ME with adjustable bending frame but with foldable bending frame (No. 58002)

ROBULL MSR Type ME: ROBULL MSR hydraulic bending machine 230 V, adjustable bending frame, 2 locking pins (No. 57979), hydraulic oil 1 l (No. 58185), steel carrying case (No. 58206) (bending segments, support segments not included)

Model	Description	kg		No.
ROBULL Type ME	without accessories	17.8	1	057969X
ROBULL Type ME	with adjustable bending frame and accessories (see above)	59.8	1	057973X
ROBULL Type ME	with foldable bending frame and accessories (see above)	72.6	1	057972X
ROBULL MSR Type ME	without bending segments and support segments (see above)	54.0	1	57915

ROBULL Type ME

ROBULL Type E with foldable bending frame

ROBULL MSR Type ME

Set 40 - 50 - 63 (No. 58020) includes:
Bending segment 40 mm (No. 58021),
Bending segment 50 mm (No. 58022),
Bending segment 63 mm (No. 58023),
Support segments 40 mm (No. 57921),
Support segments 50 mm (No. 57922),
Support segments 63 mm (No. 57923)

ROBULL Type ME Bending Segments

Small bending radius (red)

inch	mm	Wall thickness max. mm	r mm	kg	No.
3/8″	17.20	2.35	45	0.7	57985
1/2″	21.30	2.65	49	0.7	57986
3/4″	26.90	2.65	65	0.8	57987
1″	33.70	3.25	89	1.3	57988
1.1/4″	42.40	3.25	115	1.6	57989
1.1/2″	48.30	3.25	137	2.4	57990
2″	60.30	3.65	200	3.2	57991

ROBULL Type ME Bending Segments

Large bending radius (black)

inch	mm	Wall thickness max. mm	r mm	kg	No.
3/8″	17.20	2.35	56	0.8	58010
1/2″	21.30	2.35	85	0.9	58011
3/4″	26.90	2.65	115	1.2	58012
1″	33.70	2.65	145	2.1	58013
1.1/4″	42.40	3.25	180	3.5	58014
1.1/2″	48.30	3.25	214	4.3	58015
2″	60.30	3.65	245	5.6	58016

ROBULL MSR Type ME Bending Segments

mm	Wall thickness max. mm	r mm	kg	No.
40	2.35	138	1.2	58021
50	2.65	173	1.7	58022
63	2.65	218	2.3	58023
Set 40 - 50 - 63	see above	see above	9.0	58020

ACCESSORIES

Model	kg	No.
ROBULL Type ME		
Bending frame, adjustable	15.2	57981
Support segment for adjustable bending frame, with degree gradation (1 piece)	2.6	775004000
Support segment for adjustable bending frame, without degree gradation (1 piece)	2.6	57983
Bending frame, foldable	12.5	775504100
Support segment for foldable bending frame (1)	2.2	58004
Locking pin	0.3	57979

Model	kg	No.
ROBULL MSR Type ME		
Support segments, 40 mm (2 piece)	1.9	57921
Support segments, 50 mm (2 piece)	3.2	57922
Support segments, 63 mm (2 piece)	3.9	57923
ROBULL Type ME / ROBULL MSR Type ME		
Hydraulic oil, 1 litre	1.0	58185
Steel carrying case	10.0	58206
Tripod stand	3.0	58182

3

ROBEND® 4000

Portable, sturdy and powerful. The successor of the proven ROBEND 3000, now with a higher bending radius: Cold bending up to 180°, Ø 12 - 35 mm (1/2 - 1.3/8").

Product Profile

APPLICATION AREA

Universal application in sanitary and heating installations, in pipe-line construction, refrigeration and air-conditioning systems as well as industrial systems and batch production. Fewer joints means less potential for leaks. Safety implies less likelyhood of injury.

Suitable for pipes made of:

Copper (hard, semi-hard and soft DIN EN 1057):	Ø 12 - 35 mm, (1/2-1.3/8")
Copper and precision steel (coated):	Ø 12 - 35 mm, (1/2-1.3/8")
Precision steel (soft DIN 2391 / 2393 / 2394):	Ø 12 - 35 mm, (1/2-1.3/8")
Threaded steel (DIN 2440 / 2441):	Ø 3/8 - 3/4"
Seamless stainless steel (GW 541):	Ø 12 - 35 mm, (1/2-1.3/8")
Multi-layered composite pipe (MSR):	wall thickness 1,0 - 2,0 mm

KEY FEATURES

- Quick return on investment through the savings from joints, soldering material and energy
- Universal application: U-bends, counter-bends, swan-neck bends and connecting bends possible at all levels
- Retains shape and remains stable: bending formers made of high-quality forged aluminium
- Top-quality, precise and simple to use
- Bending without deformation or ripples due to less friction
- Motor rating: 1010 Watt

Forged aluminium former with bending radius scale

Easy to use



Pre-adjustment of the bending angle without tools

Fast and precise bending

Special ROLUB Guide Shoe

Bending without deformation or ripples due to less friction

High-performance 1010 W motor

Ideal for continuous operation

Bending technology

Simplified work preparation, eliminates costs of purchase and storage of fittings

Automatic switch-off when preset bending angle is obtained

Fast batch production possible

Bending of pipes made of various materials possible

Seven-fold drive

Comfortable carry handle

ROBEND® 4000 with stand

ROBEND® 4000 Sets

Sets include: Basic 230 V Unit (No. 025740X), bending formers and guide shoes for respective pipe diameters, guide shoe axle (No. 25743), adaptor for tripod (No. 25748) in basic unit (tripod optional), carrying case

230 V

ROLUB-Antiblock-System!

ROLUB Special Guide Shoe made of high-quality polyamide

Perfect bending results without friction marks



Two-point lubricating chamber system

Ensures optimum distribution of lubrication

Optional: Tripod stand

Fig. ROBEND® 4000 Set

ROBEND® bending sets

Forged aluminium former with bending radius display

Pre-adjustment of the bending angle without tools

Model	Description	Pipe type	kg	No.
ROBEND® 4000 Set	15 - 18 - 22 mm	Cu, Fe, u.a.	24,12	1000001554
ROBEND® 4000 Set	15 - 18 - 22 - 28 mm	Cu, Fe, u.a.	24,12	1000001550
ROBEND® 4000 Set	12 - 14 - 16 - 18 - 22 mm	Cu, Fe, u.a.	21,90	1000001551
ROBEND® 4000 Set	15 - 22 - 28 mm	Cu, Fe, u.a.	21,10	1000001545
ROBEND® 4000 Set	12 - 14 - 16 - 18 - 22 - 28 mm	Cu, Fe, u.a.	24,10	1000001552
ROBEND® 4000 Set	12 - 15 - 18 - 22 mm	Cu, Fe, u.a.	20,60	1000001548
ROBEND® 4000 Set	12 - 15 - 18 - 22 - 28 mm	Cu, Fe, u.a.	23,50	1000001549
ROBEND® 4000 Set	15 - 18 - 22 - 28 - 35 mm	Cu, Fe, u.a.	32,00	1000001567
ROBEND® 4000 Set	1/2 - 5/8 - 3/4" - 7/8"	Cu, Fe, u.a.	19,60	1000001553
ROBEND® 4000 Set	1/2 - 5/8 - 3/4" - 7/8 - 1.1/8 - 1.3/8"	Cu, Fe, u.a.	29,00	1000001565
ROBEND® 4000 Set	7/8 - 1.1/8 - 1.3/8"	Cu, Fe, u.a.	22,00	1000001566
ROBEND® 4000 Basic unit	in carrying case without bending segments	Cu, Fe, u.a.	14,50	1000001559

ACCESSORIES



Description	No.	Description	
Bending spray 150 ml	25120	Pipe cutter	14 - 25
Guide shoe axle	25743	Internal / External deburrer	33
ROBEND® carrying case, for 5 segments up to Ø 30 mm	25745	Hard soldering torch (SUPER FIRE 3 with MAPP®-GAS)	152
Tripod stand, foldable	25748	Brazing solder	185 - 18
ROBEND® carrying case, for 32 mm (1.1/4") and 35 mm (1.3/8")	1000001564		

ROBEND® 4000 bending sets can be found on 72

3

ROBEND® 3000/4000 Bending Formers

For bending pipes Ø 12 - 28 mm (1/2 - 1.1/8")

Fig. ROBEND® 3000 bending set with ROLUB guide shoe

For steel pipe DIN 2440 and DIN 2441 (except 3/4")

Size	Wall thickness mm	Bending radius mm	kg	No.
1/2"	3,25	88	1,42	25684
3/4"	3,25	112	2,90	25685

For copper pipe DIN EN 1057, aluminium pipe. Precision steel pipe DIN 2391/93/94, stainless steel pipe and others

Size	Wall thickness mm	Bending radius mm	kg	No.
12 mm	1,0	42	0,48	25612
14 mm	1,0	49	0,48	25614
15 mm	1,0	52	0,53	25615
16 mm	1,0	56	0,60	25616
18 mm	1,0	72	1,17	25618
20 mm	1,0	80	1,42	25620
22 mm	1,2	88	1,42	25622
28 mm	2,0	112	2,90	25628
32 mm*	2,0	134	3,40	1000001561
35 mm*	2,0	140	3,60	1000001563

For copper pipe DIN EN 1057, aluminium pipe. Precision steel pipe DIN 2391/93/94, stainless steel pipe and others

Size	Wall thickness mm	Bending radius mm	kg	No.
1/2"	1,2	45	0,53	25652
5/8"	1,2	56	0,60	762955300
3/4"	1,2	80	1,42	25619
7/8"	1,2	88	1,42	762955700
1"	1,5	112	2,90	25625
1.1/8"	1,6	112	2,90	25626
1.1/4"*	2,0	134	3,40	1000001561
1.3/8"*	2,0	140	3,60	1000001563

*Bending Former Sets (No. 1000001561), (No. 1000001563) are only compatible with ROBEND 4000. Only matching with optional plastic carrying case (No. 1000001564).

Push bending

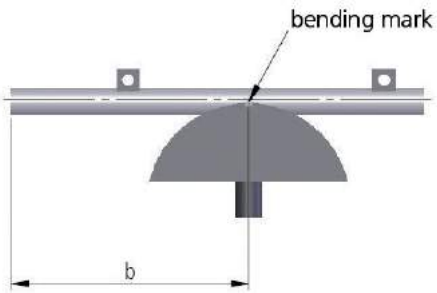

Symbols

L1, L2 = Leg length
b = Lay out length
L = Total length of the pipe piece
L_W = Distance / pipe end - wall
A_W = Distance wall - pipe middle
L_M = Minimum Length*
L_R = Reserve Length*

45°- Arc

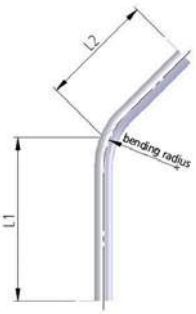

$L = L_1 + L_2$
$b = L_1 - L_R$

90°- Arc

$L = L_1 + L_2 - L_M$
$b = L_1 - L_R$

Calculation Examples TUBE BENDER MAXI

Specifications:

Installation in corner areas
L_W = 1200 mm
A_W = 30 mm
Pipe-Ø 12 mm, 90°-Arch

Sought after:

Leg length L_1
Applied size b

Solution:

Summary from the TUBE BENDER MAXI bending table

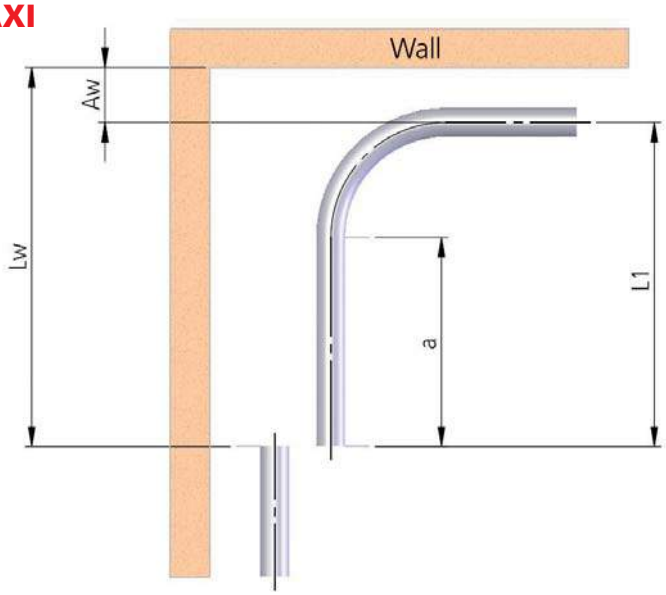

Leg length $L_1 = L_W - A_W$ = 1200 - 30 = 1.170 mm
Applied size $b = L_1 - L_R$ = 1170 - 7,5 = 1.162,5 mm; L_R .. Tabular value

TUBE BENDER		at 45°		at 90°		at 180°	
for Ø mm / inch	Bending radius R (mm)	Reserve length L_R mm	Minimum length L_M mm	Reserve length L_R mm	Minimum length L_M mm	Reserve length L_R mm	Minimum length L_M mm
4,75/5	20,0	4,5	1,0	4,5	10,0	-	-
6	23,5	5,0	1,2	5,0	11,5	-	-
8	28,0	7,0	1,4	7,0	14,0	-	-
9	30,0	7,0	1,5	7,0	15,0	-	-
10	34,0	7,5	1,8	7,5	17,5	-	-
12	37,5	8,5	1,9	8,5	19,0	-	-
3/16"	20,0	4,5	1,0	4,5	10,0	-	-
1/4"	23,5	5,0	1,2	5,0	11,5	-	-
5/16"	28,0	7,0	1,4	7,0	14,0	-	-
3/8"	34,0	7,5	1,8	7,5	17,5	-	-
1/2"	37,5	8,5	1,9	8,5	19,0	-	-

TUBE BENDER MAXI		at 45°		at 90°		at 180°
for Ø mm / inch	Bending radius R (mm)	Reserve length L_R mm	Minimum length L_M mm	Reserve length L_R mm	Minimum length L_M mm	Reserve length L_R mm
12	35,0	0,8	10,0	7,5	35,0	-
14	42,5	0,9	12,5	9,0	42,5	-
15	48,5	1,1	14,0	10,5	48,5	-
16	49,0	1,1	14,5	10,5	49,0	-
18	74,0	1,7	22,0	16,0	74,0	-
22	87,0	1,9	25,5	18,5	87,0	-
3/8"	35,0	0,8	10,0	7,5	35,0	-
1/2"	35,0	0,8	10,0	7,5	35,0	-
5/8"	49,0	1,1	14,5	10,5	49,0	-
3/4"	74,0	1,7	22,0	16,0	74,0	-
7/8"	87,0	1,9	25,5	18,5	87,0	-

TUBE BENDER MAXI CT		at 45°		at 90°		at 180°
Ø / Ws mm	Bending radius R (mm)	Reserve length L_R mm	Minimum length L_M mm	Reserve length L_R mm	Minimum length L_M mm	Reserve length L_R mm
10 x 0,6	42,5	0,8	12,5	9,0	42,5	-
12 x 0,6	49,0	1,1	14,5	10,5	49,0	-
15 x 0,7	74,0	1,7	22,0	16,0	74,0	-
18 x 0,7	87,0	1,9	25,5	18,5	87,0	-

*All sizes listed are standards and are dependant on the material and the wall thickness. Bending specific sizes based on the bending radius - tabular value

Pull Bending

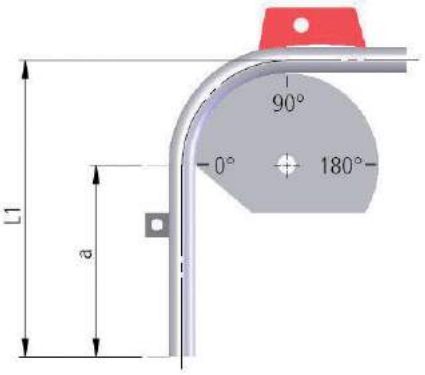

Symbols

L1, L2 = Leg length
a = Lay out length
L = Total length of the pipe piece
L_W = Distance / pipe end - wall
A_W = Distance wall - pipe middle
L_M = Minimum Length*
L_R = Reserve Length*

45°-Arc	90°-Arc	180°-Arc
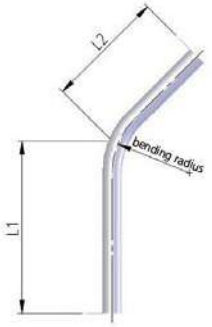		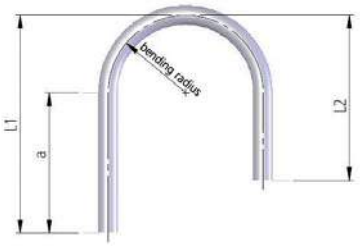
$L = L_1 + L_2$ $a = L_1 - L_R$	$L = L_1 + L_2 - L_M$ $a = L_1 - L_R$	$L = L_1 + L_2 + L_M$ $a = L_1 - L_R$

Calculation Examples ROBEND® 3000 / ROBEND® 4000

Specifications:

Installation in corner areas
L_W = 1200 mm
A_W = 30 mm
Pipe-Ø 12 mm, 90°-Arc

Sought after:

Leg length L_1
Applied size a

Solution:

Summary from the ROBEND® 3000/4000 bending table

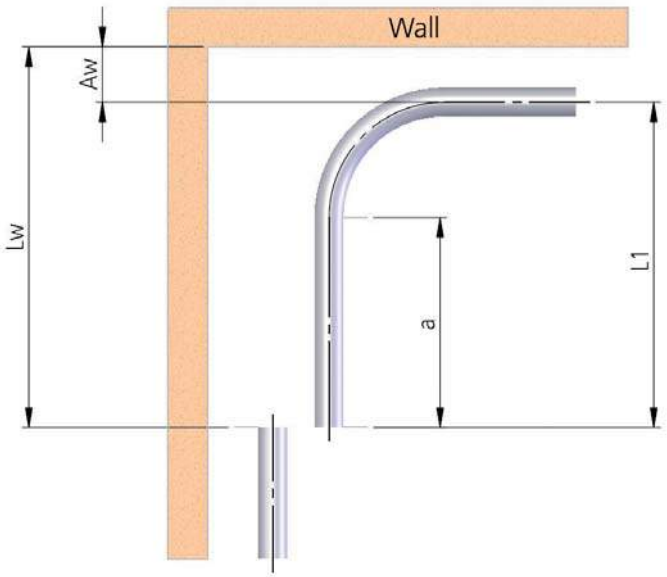

Leg length $L_1 = L_W - A_W$ = 1200 - 30 = 1.170 mm
Applied size $a = L_1 - L_R$ = 1170 - 42 = 1.128 mm; L_R .. Tabular value

H&W Plus		at 45°		at 90°		at 180°	
Ø / Ws mm / inch	Bending radius R (mm)	Reserve length L_R mm	Minimum length L_M mm	Reserve length L_R mm	Minimum length L_M mm	Reserve length L_R mm	Minimum length L_M mm
8	22	9	-	22	9.5	22	47
10	32	12	-	32	15.0	32	34
12	38	15	-	40	20.0	38	39
14	45	17	-	44	22.0	44	51
15	45	17	-	44	22.0	44	51
16	64	25	-	67	30.0	68	65
18	64	25	-	67	30.0	68	65
20	81	30	-	85	40.0	86	83
22	81	30	-	85	40.0	86	83
5/16″	22	9	-	22	9.5	22	47
3/8″	32	12	-	32	20.0	32	34
1/2″	38	15	-	40	22.0	38	39
5/8″	64	25	-	67	30.0	68	65
3/4″	81	30	-	85	40.0	86	83
7/8″	81	30	-	85	40.0	86	83

MINIBEND		at 45°		at 90°		at 180°	
Ø / Ws mm / inch	Bending radius R (mm)	Reserve length L_R mm	Minimum length L_M mm	Reserve length L_R mm	Minimum length L_M mm	Reserve length L_R mm	Minimum length L_M mm
6	25.0	10.4	1.0	22.0	10.0	22.0	26.0
8	24.0	9.9	1.0	32.0	15.0	32.0	34.0
10	23.0	9.5	1.0	32.0	15.0	32.0	34.0
1/4″	25.0	10.4	1.0	22.0	10.0	22.0	26.0
5/16″	24.0	9.9	1.0	32.0	15.0	32.0	34.0
3/8″	23.0	9.5	1.0	32.0	15.0	32.0	34.0

Standard Bender 180°		at 45°		at 90°		at 180°	
for Ø mm / inch	Bending radius R (mm)	Reserve length L_R mm	Minimum length L_M mm	Reserve length L_R mm	Minimum length L_M mm	Reserve length L_R mm	Minimum length L_M mm
6	18.0	7.0	0.8	18.5	8.0	18.5	20.0
10	30.0	11.5	1.3	30.5	14.5	30.5	34.0
12	36.0	14.0	1.5	36.5	15.0	36.5	37.5
14	47.5	18.5	2.0	48.5	20.5	48.5	52.5
15	54.0	21.0	2.3	56.0	24.5	56.0	58.0
16	58.0	22.5	2.5	64.0	28.5	64.0	67.0
18	66.0	25.5	2.8	68.0	31.0	68.0	72.0
1/4″	18.0	7.0	0.8	18.5	8.0	18.5	20.0
5/16″	24.0	9.5	1.0	24.0	12.0	24.0	27.0
1/2″	42.0	16.5	1.8	49.5	22.5	49.5	53.0
5/8″	58.0	22.5	2.5	64.0	28.5	64.0	67.0

MULTIBEND		at 45°		at 90°		at 180°	
for Ø mm	Bending radius R (mm)	Reserve length L_R mm	Minimum length L_M mm	Reserve length L_R mm	Minimum length L_M mm	Reserve length L_R mm	Minimum length L_M mm
8	24.0	9.5	1.0	24.0	10.0	24.0	26.0
10	30.0	12.0	1.3	30.5	14.5	30.5	32.5
12	36.0	14.0	1.5	36.5	15.5	36.5	37.5
14	42.0	16.5	1.8	42.0	19.5	42.5	44.0
15	48.0	19.0	2.0	48.0	22.0	48.0	53.0
16	48.0	19.0	2.0	48.0	22.0	48.0	53.0
18	54.0	21.0	2.3	54.0	26.0	54.5	58.0

ROBEND® 3000/4000			at 45°		at 90°		at 180°	
for Ø mm / inch	Pipe	Bending radius R (mm)	Reserve length L_R mm	Minimum length L_M mm	Reserve length L_R mm	Minimum length L_M mm	Reserve length L_R mm	Minimum length L_M mm
12		42.0	16	-	42	24	42	68
14	wated	52.5	21	-	53	30	53	87
15		52.5	21	-	53	30	53	87
17	wated	72.0	28	-	72	41	72	107
18		72.0	28	-	72	41	72	107
20	wated	88.5	35	-	89	51	89	121
22		88.0	35	-	88	50	88	119
24	wated	112.0	43	-	110	62	110	144
28		112.0	44	-	112	64	112	148
30	wated	112.0	45	-	114	66	114	152
3/8″	steel	80.0	31	-	80	46	80	103
1/2″	copper	45.0	18	-	45	26	45	74
1/2″	steel	88.0	35	-	88	50	88	119
5/8″	copper	56.0	23	-	56	32	56	93
3/4″	steel	112.0	43	-	112	64	112	148
3/4″	copper	80.0	31	-	80	46	80	103
7/8″	copper	88.0	35	-	88	50	88	119
1″	copper	112.0	44	-	112	64	112	148
1.1/8″	copper	112.0	45	-	114	66	114	152

*All sizes listed are standards and are dependant on the material and the wall thickness. Bending specific sizes based on the bending radius - tabular value

ONE of 6.000

Premium tools for professionals!

4

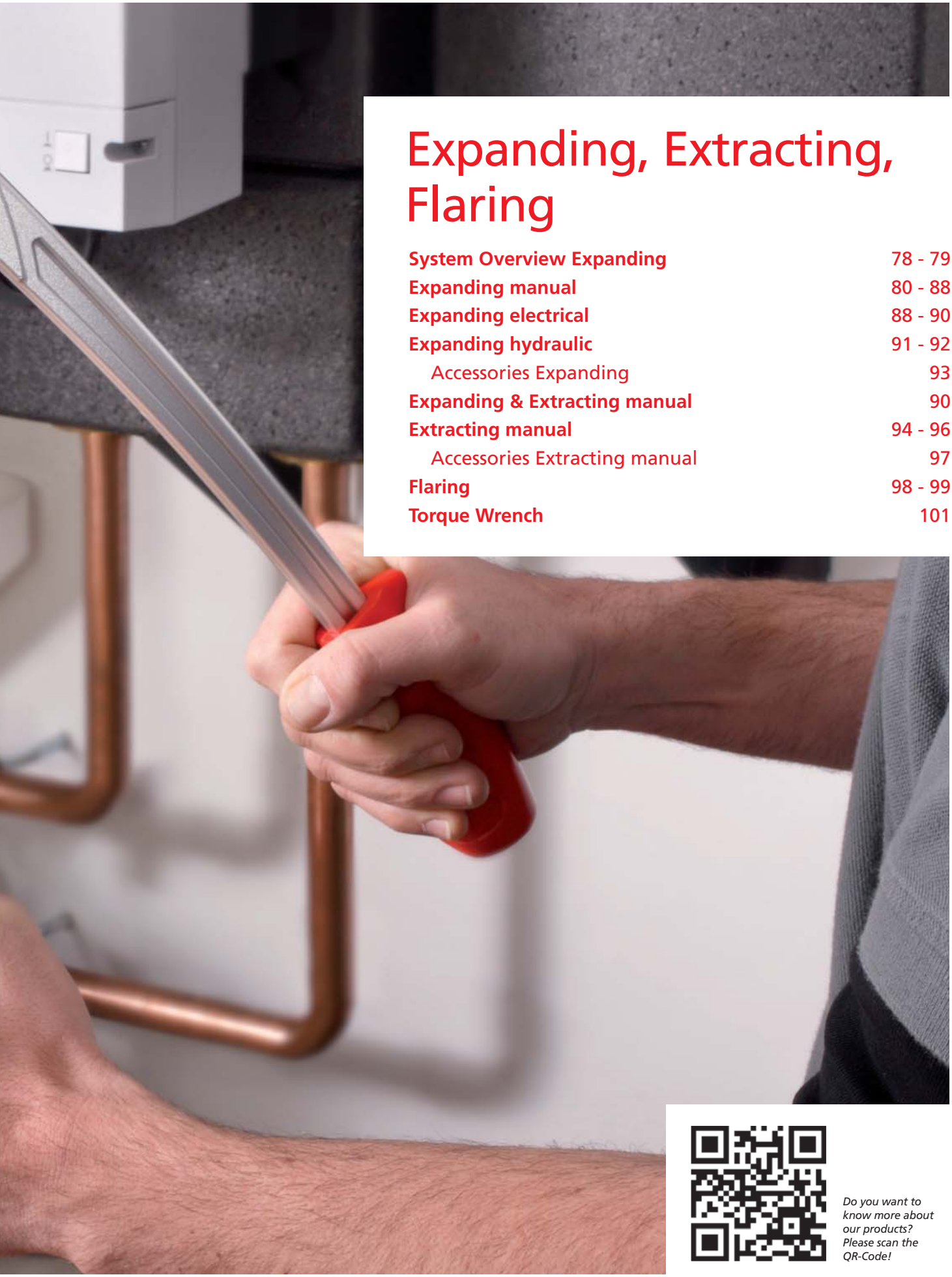

Expanding, Extracting, Flaring

System Overview Expanding	78 - 79
Expanding manual	80 - 88
Expanding electrical	88 - 90
Expanding hydraulic	91 - 92
Accessories Expanding	93
Expanding & Extracting manual	90
Extracting manual	94 - 96
Accessories Extracting manual	97
Flaring	98 - 99
Torque Wrench	101

Do you want to know more about our products? Please scan the QR-Code!

4

Expander

	ROCAM® Expander Power Torque	ROLOCK Expander Power Torque	Expander A0	Step Expander A1
Operation mode:	Manual	Manual	Manual	Manual
Working range: Copper	Ø 8-42 mm (5/16-1.3/4") ⊖ 1,6 mm, soft, semi-hard	Ø 8-42 mm (5/16-1.3/4") ⊖ 1,6 mm, soft,semi-hard	Ø 22-67 mm (1-2.1/2") ⊖ 2,5 mm, soft, semi-hard	Ø 35-108 mm (1.3/8-4.1/8") ⊖ 2,5 mm, soft
Working range: Aluminium	Ø 8-28 mm (5/16-1.1/8") ⊖ 1,6 mm, soft	Ø 8-28 mm (5/16-1.1/8") ⊖ 1,6 mm, soft	Ø 22-67 mm (1-2.1/2") ⊖ 2,5 mm, soft, semi-hard	Ø 35-108 mm (1.3/8-4.1/8") ⊖ 2,5 mm, soft
Working range: Precision steel	Ø 8-28 mm (5/16-1.1/8") ⊖ 1,6 mm, soft	Ø 8-28 mm (5/16-1.1/8") ⊖ 1,6 mm, soft	Ø 22-54 mm (1-2.1/8") ⊖ 1,5 mm, soft	–
Working range: Stainless steel	Ø 8-22 mm (5/16-7/8") ⊖ 1 mm, soft	Ø 8-22 mm (5/16-7/8") ⊖ 1 mm, soft	Ø 22-54 mm (1-2.1/8") ⊖ 1,5 mm, soft	–
Page	**80, 81**	**82, 83**	**86**	**88**

	ROMAX® Expander AC ECO MAXI	ROMAX® Expander Compact	H 600
Operation mode:	Hydraulic	Hydraulic	Hydraulic
Working range: Copper	Ø 35-108 mm (1.3/8-4.1/8") ⊖ 2,5 mm, soft, semi-hard	Ø 8-67 mm (5/16-2.1/2") ⊖ 2,0 mm, soft	Ø 8-110 mm (5/16-4.1/4") ⊖ 3 mm, soft, semi-hard
Working range: Aluminium	Ø 35-108 mm (1.3/8-4.1/8") ⊖ 2,5 mm, soft	Ø 8-67 mm (5/16-2.1/2") ⊖ 2,0 mm, soft	Ø 8-110 mm (5/16-4.1/4") ⊖ 3 mm, soft, semi-hard
Working range: Precision steel	–	Ø 8-67 mm (5/16-2.1/2") ⊖ 1,0 mm, soft	Ø 8-110 mm (5/16-4.1/4") ⊖ 3 mm, soft, semi-hard
Working range: Stainless steel	–	Ø 8-15 mm ⊖ 1,0 mm, soft	Ø 8-110 mm (5/16-4.1/4") ⊖ 3 mm, soft, semi-hard
Page	**88**	**89, 90**	**91**

Expander Heads

	Expander Head Standard	Expander Head ROLOCK	Expander Head Type S	Riveted Expander Head
Working range: Copper	Ø 8-42 mm (5/16-1.3/4") 1,6 mm, soft, smi-hard	Ø 8-42 mm (5/16-1.3/4") 1,6 mm, soft,semi-hard	Ø 22-67 mm (1-2.1/2") 2,5 mm, soft, semi-hard	Ø 15-38 mm 1,5 mm, soft, semi-hard
Working range: Aluminium	Ø 8-28 mm (5/16-1.1/8") 1,6 mm, soft	Ø 8-28 mm (5/16-1.1/8") 1,6 mm, soft	Ø 22-67 mm (1-2.1/2") 2,5 mm, soft	Ø 15-28 mm 1,5 mm, soft
Working range: Precision steel	Ø 8-28 mm (5/16-1.1/8") 1,6 mm, soft	Ø 8-28 mm (5/16-1.1/8") 1,6 mm, soft	Ø 22-54 mm (1-2.1/8") 1,5 mm, soft	Ø 15-28 mm 1,5 mm, soft
Working range: Stainless steel	Ø 8-22 mm (5/16-7/8") 1 mm, soft	Ø 8-22 mm (5/16-7/8") 1 mm, soft	Ø 22-54 mm (1-2.1/8") 1,5 mm, soft	Ø 15-22 mm 1,0 mm, soft
Page	84	85	87	87

	Expander Head H2, Type 2	Expander Head H2, Type 3	Step Expander Head
Working range: Copper	Ø 28-70 mm (1.1/8-2.3/4") 2,5 mm, soft, semi-hard	Ø 70-110 mm (2.3/4-4.1/4") 3,0 mm, soft, semi-hard	Ø 35-108 mm (1.3/8-4.1/8") 2,5 mm, soft, semi-hard
Working range: Aluminium	Ø 28-70 mm (1.1/8-2.3/4") 2,5 mm, soft, semi-hard	Ø 70-110 mm (2.3/4-4.1/4") 3,0 mm, soft, semi-hard	Ø 35-108 mm (1.3/8-4.1/8") 2,5 mm, soft
Working range: Precision steel	Ø 28-70 mm (1.1/8-2.3/4") 2,5 mm, soft, semi-hard	Ø 70-110 mm (2.3/4-4.1/4") 3,0 mm, soft, semi-hard	–
Working range: Stainless steel	Ø 28-70 mm (1.1/8-2.3/4") 2,5 mm, soft, semi-hard	Ø 70-110 mm (2.3/4-4.1/4") 3,0 mm, soft, semi-hard	–
Page	92	92	88

ROCAM® EXPANDER Power Torque

For expanding, reducing and calibrating soft and semi-hard pipes Ø 8 - 42 mm (5/16 - 1.3/4"), as well as producing tapers

50 %

Product Profile

APPLICATION AREA

For efficient, fitting-free installation of pipes in sanitary heating, gas, refrigeration and air-conditioning systems

Suitable for pipes made of:

Copper (soft and semi-hard):	Ø 8 - 42 mm, 5/16 - 1.3/4" max. wall thickness 1.6 mm
Aluminium (soft):	Ø 8 - 28 mm, 5/16 - 1.1/8" max. wall thickness 1.6 mm
Precision steel (soft):	Ø 8 - 28 mm, 5/16 - 1.1/8" max. wall thickness 1.6 mm
Stainless steel (soft):	Ø 8 - 22 mm, 5/16 - 7/8" max. wall thickness 1.0 mm

KEY FEATURES

- Eliminates the cost of purchase and storage of fittings
- Converts deformed pipes into fittings; saves resources
- 50% reduction of labour, soldering materials, joints and energy
- Reliable pipe connection according to DVGW standards
- Tough, light and wear-resistant
- Fine adjustment of the capillary gap
- **EPT® – concealed bent lever**

Made in Germany!
The know-how from the pioneer of expanding technology and the leading manufacturer of expanding tools for over 40 years!



EPT®-Technology – concealed bent lever

ROCAM® EXPANDER Power Torque		kg	No.
Expander tool (without expander heads) for expander heads up to 42 mm / 1.3/4"	1	1.0	12400

ROCAM® EXPANDER Power Torque Sets

ROCAM® EXPANDER Power Torque Sets include: Expander heads, ROCAM® EXPANDER Power Torque (No. 12400), internal and external deburrer (No. 11006), in a steel carrying case (No. 24022), plastic inlay (No. 11002)

ROCAM® EXPANDER Power Torque Sets Model		kg	No.
12 - 15 - 18 - 22 mm	1	2,9	12300
10 - 12 - 15 - 18 - 22 mm	1	3,3	12302
12 - 15 - 18 - 22 - 28 mm	1	3,3	12303
10 - 12 - 16 - 18 - 22 mm	1	3,3	12304
10 - 12 - 16 - 22 - 28 mm	1	3,3	12305
12 - 14 - 16 - 18 - 22 mm	1	3,3	12309
12 - 14 - 16 - 18 - 22 - 28 mm	1	3,3	12310
10 - 12 - 14 - 16 - 18 - 22 mm	1	3,6	12311
3/8 - 1/2 - 5/8 - 3/4 - 1"	1	3,3	12317
3/8 - 1/2 - 5/8 - 3/4 - 7/8 - 1.1/8"	1	3,6	12318
1/2 - 5/8 - 3/4 - 7/8"	1	2,9	12321
12 - 16 - 18 - 22 - 28 mm	1	3,2	12322
3/8 - 1/2 - 3/4 - 1"	1	3,2	12323
1/2 - 5/8 - 7/8 - 1.1/8"	1	3,0	12324
12 - 15 - 18 - 22 - 28 - 35 - 42 mm	1	4,2	12326
15 - 22 - 28 mm	1	2,9	12327
15 - 22 mm	1	2,5	12328
1/2 - 3/4 - 1"	1	2,9	12335
10 - 12 - 15 - 16 - 18 - 22 - 28 mm	1	3,6	12337
12 - 14 - 16 - 18 - 22 - 28 - 32 mm	1	3,7	12338
15 - 18 - 22 - 28 - 35 - 42 mm	1	4,0	12339

ROCAM® EXPANDER Power Torque Sets		kg	No.
3/8 - 1/2 - 5/8 - 3/4 - 7/8 - 1 - 1.1/8"	1	3,7	12336
3/8 - 1/2 - 5/8 - 3/4" - 22 - 28 mm	1	3,6	12320
3/8 - 1/2 - 5/8 - 3/4 - 7/8 - 1.1/8 - 1.3/8"	1	4,5	12341

Quality protection against wear with the TiN sealed pin drive

EPT®-Technology (Enclosed Power Transmission)
The expander head offers the following technical benefits:
Concealed bent lever:
Protection against dirt and external mechanical damage
Energy efficient through optimised force transmission:
Ergonomic, highly optimised force flow in relation to the hand force of the user, therefore reducing effort

For efficient, fitting-free installation of pipes

ROCAM® PE-X EXPANDER Power Torque

For expanding and calibrating PE-X and aluminium multi-layered composite pipe (MSR) up to Ø 42 mm or 1.3/4", as well as producing tapers

Expander heads coordinates with system pipes, for example the following systems: ROTEX, SCHELL, TECE / TECEflex, Vulkan-Lokring among others

Bezeichnung	kg	No.
ROCAM® EXPANDER PE-X ohne Expanderköpfe	1	12005

Article upon request*

* Feasibility, delivery times and price for custom pipe-Ø are available upon request

ROLOCK EXPANDER Power Torque

For expanding, reducing and calibrating soft and semi-hard pipes Ø 8 - 42 mm (5/16 - 1.3/4"), as well as producing tapers

50 %

ROTHENBERGER TiN TECHNOLOGY

ROTHENBERGER EPT® TECHNOLOGY

Product Profile

APPLICATION AREA

For efficient, fitting-free installation of pipes in sanitary heating, gas, refrigeration and air-conditioning systems

Suitable for pipes made of:

Copper (soft and semi-hard):	Ø 8 - 42 mm, 5/16 - 1.3/4" max. wall thickness 1.6 mm
Aluminium (soft):	Ø 8 - 28 mm, 5/16 - 1.1/8" max. wall thickness 1.6 mm
Precision steel (soft):	Ø 8 - 28 mm, 5/16 - 1.1/8" max. wall thickness 1.6 mm
Stainless steel (soft):	Ø 8 - 22 mm, 5/16 - 7/8" max. wall thickness 1.0 mm

KEY FEATURES

- Eliminates the cost of purchase and storage of fittings
- Converts deformed pipes into fittings; saves resources
- 50% reduction of labour, soldering materials, joints and energy
- Reliable pipe connection according to DVGW standards
- Tough, light and wear-resistant
- Fine adjustment of the capillary gap
- **EPT® – concealed bent lever**

Made in Germany!
The know-how from the pioneer of expanding technology and the leading manufacturer of expanding tools for over 40 years!



ROLOCK EXPANDER Power Torque		kg	No.
Expander tool (without expander heads) for expander heads up to 42 mm / 1.3/4"	1	1.0	12400

ROLOCK EXPANDER Power Torque Sets

ROLOCK EXPANDER Power Torque Sets include: Expander heads, ROLOCK EXPANDER Power Torque (No. 12400), internal and external deburrer (No. 11006), in a steel carrying case (No. 24022), plastic inlay (No. 11002)

New expander head for guide change between nominal diameters

Expander heads with screw top applicable

ROLOCK EXPANDER Power Torque Sets Description		kg	No.
12 - 15 - 18 - 22 mm	1	2.9	12500
12 - 15 - 18 - 22 - 28 mm	1	3.3	12503
10 - 12 - 16 - 22 - 28 mm	1	3.3	12505
12 - 14 - 16 - 18 - 22 mm	1	3.3	12509
10 - 12 - 14 - 16 - 18 - 22 mm	1	3.6	12511
10 - 12 - 15 - 16 - 18 - 22 - 28 mm	1	3.6	12537
12 - 14 - 16 - 18 - 22 - 28 - 32 mm	1	3.7	12538
3/8 - 1/2 - 5/8 - 3/4 - 1"	1	3.3	12517
3/8 - 1/2 - 5/8 - 3/4 - 7/8 - 1.1/8"	1	3.6	12518
1/2 - 5/8 - 3/4 - 7/8"	1	2.9	12521
12 - 16 - 18 - 22 - 28 mm	1	3.2	12522
1/2 - 5/8 - 7/8 - 1.1/8"	1	3.0	12524
12 - 15 - 18 - 22 - 28 - 35 - 42 mm	1	4.2	12526
1/2 - 3/4 - 1"	1	2.9	12535
3/8 - 1/2 - 5/8 - 3/4 - 7/8 - 1 - 1.1/8"	1	3.7	12536
3/8 - 1/2 - 5/8 - 3/4 - 7/8 - 1.1/8 - 1.3/8"	1	4.5	12541

EPT®-Technology (Enclosed Power Transmission)
The expander head offers the following technical benefits:
Concealed bent lever:
Protection against dirt and external mechanical damage
Energy efficient through optimised force transmission:
Ergonomic, highly optimised force flow in relation to the hand force of the user, therefore reducing effort

For efficient, fitting-free installation of pipes

ACCESSORIES



Description	
Expander heads for ROLOCK EXPANDER Power Torque	84
Expander heads type S / riveted expander heads	87
Pipe cutter	14 - 25
Internal / External deburrer	33

Description	
Expander adaptor type S	87
Brazing solder	185 - 187
High-Performance torch (SUPER FIRE 3 with MAPP®-GAS)	152 - 153

Standard Expander Head

For producing standard precision flares Ø 8 - 42 mm (5/16 - 1.3/4") according to DVGW standards; as well as the specifications for the Gas de France

Product Profile

KEY FEATURES

- 50% reduction in labour, soldering materials and soldered joints
- Depth of the flare is consistent with DVGW standards
- Guide guarantees a perfect centred position and uniform capillary gap
- Tough and long lasting with the hardened segments

Made in Germany!
The know-how from the pioneer of expanding technology and the leading manufacturer of expanding tools for over 40 years!

Expansion of pipe ends

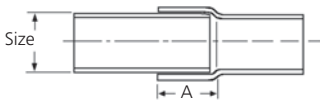

Flare depth in mm

Reduction

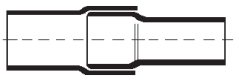

Also suitable for uneven pipes

Fits similar expanders from other brands as well!



Step at the end of the segments

Enables re-calibration of irregular pipes and fittings

Specially hardened segments

Tough and long lasting

Extra long segments

Depth of the flare is consistent with DVGW standards

6 Rivets and guide channels

Guide guarantees a perfect centred position and uniform capillary gap

mm	Wall thickness mm (soft) Cu	Al	Fe	Inox	A mm	g	No.
8	1.0	1.0	1.0	1.0	6.0	120	11008
10	1.0	1.0	1.0	1.0	10.0	120	11010
12	1.2	1.2	1.2	1.0	12.6	120	11012
14	1.2	1.2	1.2	1.0	12.6	120	11014
15	1.2	1.2	1.2	1.0	15.5	120	11015
16	1.2	1.2	1.2	1.0	15.5	120	11016
18	1.2	1.2	1.2	1.0	17.5	120	11018
20	1.2	1.2	1.2	1.0	17.5	140	11020
22	1.2	1.5	1.5	1.0	20.5	140	11022
28	1.5	1.5	1.5	–	18.5	390	11028
32	1.5	–	–	–	19.5	410	11032
35	1.6	–	–	–	19.5	430	11035
38	1.6	–	–	–	19.5	450	11038
40	1.5	–	–	–	19.5	470	11040
42	1.5	–	–	–	19.5	470	11042

inch	Wall thickness mm (soft) Cu	Al	Fe	Inox	A mm	g	No.
5/16"	1.0	1.0	1.0	1.0	6.0	120	11008
3/8"	1.0	1.0	1.0	1.0	7.4	120	11052
1/2"	1.2	1.2	1.2	1.0	11.0	120	11053
5/8"	1.2	1.2	1.2	1.0	14.0	120	11054
3/4"	1.2	1.2	1.2	1.0	18.1	120	11055
7/8"	1.2	1.2	1.2	1.0	18.0	140	11056
1"	1.5	1.5	1.5	–	15.8	150	11057
1.1/8"	1.6	1.6	1.6	–	17.0	390	11058
1.1/4"	1.6	–	–	–	17.0	410	11059
1.3/8"	1.6	–	–	–	17.0	430	11035
1.1/2"	1.6	–	–	–	17.0	450	11038
1.5/8"	1.6	–	–	–	17.5	470	11062
1.3/4"	1.6	–	–	–	17.5	500	11063

Availability, delivery time and price of custom products for other pipe diameters available upon request

Suitable for ROTHENBERGER Expander



Model	
ROCAM® EXPANDER Power Torque	80
ROMAX® EXPANDER Compact	89 - 90
Electro-Hydraulic Expander Pistol H 1	92

Model	
Electro-Hydraulic Expander Pistol H 2	92
COMBI KIT Expander / Tee-Extractor	94

ROLOCK Expander Head

For producing standard precision flares Ø 8 - 42 mm (5/16 - 1.3/4") according to DVGW standards; as well as the specifications for the Gas de France

Product Profile

KEY FEATURES

- 50% reduction in labour, soldering materials and soldered joints
- Depth of the flare is consistent with DVGW standards
- Guide guarantees a perfect centred position and uniform capillary gap
- Tough and long lasting with the hardened segments

Made in Germany!
The know-how from the pioneer of expanding technology and the leading manufacturer of expanding tools for over 40 years!

Expansion of pipe ends

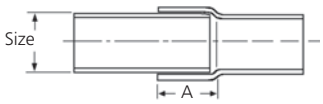

Flare depth in mm

Reduction

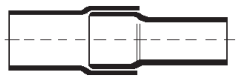

Also suitable for uneven pipes

Twist & lock heads for ROLOCK EXPANDER Power Torque



Step at the end of the segments

Enables re-calibration of irregular pipes and fittings

Specially hardened segments

Tough and long lasting

Extra long segments

Depth of the flare is consistent with DVGW standards

6 Rivets and guide channels

Guide guarantees a perfect centred position and uniform capillary gap

mm	Wall thickness mm (soft) Cu	Al	Fe	Inox	mm	A g	No.
8	1.0	1.0	1.0	1.0	6.0	120	12408
10	1.0	1.0	1.0	1.0	10.0	120	12410
12	1.2	1.2	1.2	1.0	12.6	120	12412
14	1.2	1.2	1.2	1.0	12.6	120	12414
15	1.2	1.2	1.2	1.0	15.5	120	12415
16	1.2	1.2	1.2	1.0	15.5	120	12416
18	1.2	1.2	1.2	1.0	17.5	120	12418
20	1.2	1.2	1.2	1.0	17.5	140	12420
22	1.2	1.5	1.5	1.0	20.5	140	12422
28	1.5	1.5	1.5	–	18.5	390	12428
32	1.5	–	–	–	19.5	410	12432
35	1.6	–	–	–	19.5	430	12435
38	1.6	–	–	–	19.5	450	12438
40	1.5	–	–	–	19.5	470	12440
42	1.5	–	–	–	19.5	470	12442

inch	Wall thickness mm (soft) Cu	Al	Fe	Inox	mm	A g	No.
5/16"	1.0	1.0	1.0	1.0	6.0	120	12408
3/8"	1.0	1.0	1.0	1.0	7.4	120	12452
1/2"	1.2	1.2	1.2	1.0	11.0	120	12453
5/8"	1.2	1.2	1.2	1.0	14.0	120	12454
3/4"	1.2	1.2	1.2	1.0	18.1	120	12455
7/8"	1.2	1.2	1.2	1.0	18.0	140	12456
1"	1.5	1.5	1.5	–	15.8	150	12457
1.1/8"	1.6	1.6	1.6	–	17.0	390	12458
1.1/4"	1.6	–	–	–	17.0	410	12459
1.3/8"	1.6	–	–	–	17.0	430	12435
1.1/2"	1.6	–	–	–	17.0	450	12438
1.5/8"	1.6	–	–	–	17.5	470	12462
1.3/4"	1.6	–	–	–	17.5	500	12463

Availability, delivery time and price of custom products for other pipe diameters available upon request

Suitable for ROTHENBERGER ROLOCK EXPANDER Power Torque

Model		Model	
ROLOCK EXPANDER Power Torque	82	COMBI KIT Expander / Tee-Extractor	94

EXPANDER A0

For expanding, reducing and calibrating thick walled pipes Ø 22 - 67 mm (1 - 2.1/2") as well as the production of tapers

Functional Elements:
Expander A0 with a tightly guided and reinforced, long expander head, matches to the expander head Type S!

Product Profile

APPLICATION AREA

For efficient, fitting-free installation of pipes in sanitary heating, gas, refrigeration and air-conditioning systems

Suitable for pipes made of:

Copper and Aluminium: (soft, semi-hard)	Ø 22 - 67 mm, 1 - 2.1/2" max. wall thickness 2.5 mm
Precision steel (soft): and Stainless steel per DVGW-GW541	Ø 22 - 54 mm, 1 - 2.1/8" max. wall thickness 1.5 mm

KEY FEATURES

- Application and savings advantages similar to ROCAM® EXPANDER power torque
- Precise and exact flaring
- Full bearing of the expander head segments allows heavy loads
- Continuous adjustment of the socket size and capillary gap
- Optimized action principle with long handles

Fine adjustment can be locked
Continuous adjustment of the socket size and capillary gap

Long handles
Optimized action principle

Strong pin guide
Full bearing of the expander head segments allow heavy loads

Reinforced expander head casing
Precise and exact flaring

EXPANDER A0 sets (No. 11400) include: Expander head Type S, special ratchet (No. 27181), in steel case (No. 27210)

EXPANDER A0 Basic Unit (No. 11004) scope of delivery: Square drive mechanism 3/4" with handle, without expander head and ratchet

Model	Size	kg	No.
EXPANDER A0 set	35 - 42 - 54 - 64 mm	8.12	**11400**
EXPANDER A0 basic unit		1.97	**11004**

Fig. EXPANDER A0 Set

Expander Head Type S

For the precise expansion of normal and thick walled pipes Ø 22 - 67 mm (1 - 2.1/2“) and 2.5 mm wall thickness

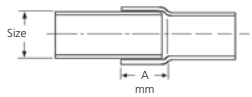

Accurate guidance of the segments through the reinforced expander head casing

mm	max. Wall thickness mm Cu	Al	Fe	Inox	A - size mm	g	No.
22	2,0	2,0	1,5	1,5	18,5	350	11323
25	2,0	2,0	1,5	1,5	18,5	350	11325
28	2,0	2,0	1,5	1,5	19,5	360	11328
32	2,0	2,0	1,5	1,5	19,5	380	11332
35	2,0	2,0	1,5	1,5	19,5	400	11335
36	2,0	2,0	1,5	1,5	19,5	400	11336
42	2,0	2,0	1,5	1,5	19,5	450	11342
54	2,5	2,5	1,5	1,5	19,5	570	11346
64	2,5	2,5	–	–	19,5	690	11348
67	2,5	2,5	–	–	19,5	730	11380

inch	max. Wall thickness mm Cu	Al	Fe	Inox	A - size mm	g	No.
1“	2,0	2,0	1,5	1,5	18,5	350	11376
1.1/8“	2,0	2,0	1,5	1,5	19,5	360	11358
1.1/4“	2,0	2,0	1,5	1,5	19,5	380	11332
1.3/8“	2,0	2,0	1,5	1,5	19,5	400	11335
1.5/8“	2,0	2,0	1,5	1,5	19,5	450	11362
2“	2,0	2,0	1,5	1,5	17,0	540	11364
2.1/8“	2,5	2,5	1,5	1,5	17,0	570	11346
2.1/2“	2,5	2,5	–	–	17,0	690	11348

Availability, delivery time and price of custom products for other pipe diameters available on request

4

Expander-Adapter Type S

To increase the application area of the ROCAM® / ROLOCK EXPANDER Power Torque, ROMAX® EXPANDER Compact Standard and Expander Pistol H1

Allows the use of the expander heads Type S with copper pipe (soft) up to 67 mm and/or 2.1/2“!

Model	max.	max. mm	g	No.
Adaptor Type S, without expander head	67 mm - 2.1/2“	2.0	630	11007

Flanged Riveted Expander Heads

For use with the ROCAM® / ROLOCK EXPANDER Power Torque, ROMAX® EXPANDER Compact Standard and Expander Pistol H1



Product Profile

KEY FEATURES

For producing exact hose connections, for example vibrating power units in

- Air-conditioning technology
- Auto manufacturing
- Industrial applications

mm	mm	outer dia.- Flange mm	Distance Flange pipe end mm	g	No.
15	1,5	18	4	110	11955
18	1,5	21	4	110	11958
22	1,5	25	6	120	11962
28	1,5	31	6	370	11968
35	1,5	38	6	400	11975
38	1,5	41	6	430	11978

Availability, delivery time and price of custom products for other pipe diameters available on request

4

STEP Expander A1

For expanding, reducing and calibrating thick walled pipes, Ø 35 – 108 mm (1.3/8 - 4.1/8“), as well as the production of tapers



Fig. similar
Special ratchet
(No. 27181)

Scope of delivery: STEP Expander with handle, without special ratchet

Size	kg	No.
42 - 54 - 64 - 76,1 - 88,9 - 108 mm	4,2	11086
35 - 42 - 54 - 64 - 76 - 108 mm	3,9	11087
35 - 42 - 54 - 67 - 80 - 104 mm	3,9	11089
1.3/8 - 1.5/8 - 2.1/8 - 2.5/8 - 3.1/8 - 4.1/8“	4,2	11078
1.1/4 - 4“	3,8	11093

Availability, delivery time and price of custom products for other pipe diameters available on request

Product Profile

APPLICATION AREA

For efficient, fitting-free installation of pipes in sanitary, heating, gas, refrigeration and air-conditioning systems

Suitable for pipes made of:

Copper and aluminium:	Ø 35 - 108 mm, 1.3/8 - 4.1/8“
(soft)	max. wall thickness 2.5 mm

KEY FEATURES

- Affordable alternative when laying larger pipe dimensions with a considerable saving of soldering materials
- Expand without changing tools with the 6 size step Expander
- Full bearing of the expander head segments allows heavy loads
- Optimum adjustment of the socket size and capillary gap with the positive fine adjustment
- Optimised force transmission with the trapezoidal screw thread with self-lubricating bronze socket
- Guide guarantees a perfect centred position and uniform capillary gap with 6 rivets and guiding ridge

ROMAX® EXPANDER AC ECO MAXI

Electro-hydraulic expander with constant axial thrust, 230 Volt connection. For expanding and calibrating pipes up to Ø 108 mm (4.1/8“), as well as producing reductions

ROTHENBERGER Plus TECHNOLOGY · ROTHENBERGER CFT TECHNOLOGY

Made in Germany

Product Profile

APPLICATION AREA

Suitable for pipes made of:

Copper (soft, semi-soft)	Ø 35 - 108 mm (1.3/8“ - 4.1/8“)
Aluminium:	max. wall thickness 2.5 mm

KEY FEATURES

- Optimally suited for batch production and large building sites
- Constant thrust with CFT®
- User safety with the easy to reach emergency stop switch

KEY FEATURES

- Long service life and high functional safety
- The expansion / calibration takes place after pressing and holding the switch
- Large working radius with the 5 m long cable

TECHNICAL DATA

Weight:	ca. 13.7 kg
Motor:	230 V / 50 Hz

Article available upon request*!

Balanced weight distribution
Secure hold in every working position, ideal for one-handed use

Emergency stop switch
High user safety due to the interruption of the feed and the discharge of the expander head

Fully automatic expanding process

6-fold step expander
Expands without changing tools from 35 up to 108 mm (1.3/8 - 4.1/8“)

2. Switch directly within reach
Various holding positions possible, even in confined spaces (over head)

ROTHENBERGER CFT TECHNOLOGY
CFT®
(Constant Force Technology)
For a constant axial thrust

*Availability, delivery time and price of custom products for other pipe diameters available on request

ROMAX® EXPANDER Compact

Compact, electro-hydraulic expander with a constant axial thrust of 19 kN and 12 Volt battery for portable operation, for expanding, reducing and calibrating pipes up to Ø 67 mm (2.1/2")

Made in Germany!

Product Profile

APPLICATION AREA

Suitable for pipes made of:

Copper, aluminium (soft):	max. Ø 67 mm and/or 2.1/2" max. wall thickness 2 mm
Aluminium and Precision steel (soft):	max. Ø 67 mm or 2.1/2" max. wall thickness 1 mm
Stainless steel:	max. Ø 15 mm max. wall thickness 1 mm

KEY FEATURES

- Portable operation with the battery and AC adaptor (accessories)
- Increases the operating life of the expander head
- Constant axial thrust with CFT®

KEY FEATURES

- Accurate adjustment of the capillary gap
- Specially matched for expander heads Type Standard, Type S or PE-X for excellent expansion results
- User safety with the easy to reach emergency switch
- Reliable hold in any position

TECHNICAL DATA

Dimensions:	only 370 x 70 x 90 mm
Weight:	approx. 2.6 kg
Power supply:	Li-ion battery 14.4 V / 2.6 Ah Mains adaptor 230 V / 50-60 Hz 110 V on request
Working temperature:	– 10° up to + 60° C

Aluminium and precision steel (soft) up to max. 1 mm wall thickness!

CFT® (Constant Force Technology) for a constant axial thrust

Expansion up to Ø 67 mm (copper) on Ø 15 mm (stainless steel)

Internal piston block

Increases the operating life of the expander head, only the actual power needed is conveyed to the expander head

Li-ion technology

Up to 100% more expansions*

Toolless KSO adjustment possible

Accurate adjustment of the capillary gap

Matched pin for each type of expander head

Specially matched for the Expander heads, Type Standard, Type S or PE-X for excellent expansion results

Balanced weight distribution

Reliable hold in any position, ideal for one-handed operation

Emergency stop switch

High user safety with the immediate halt of the feed and reduction of the expander head load

Battery operation

Portable operation with battery and AC adaptor (accessories)

High savings potential

- Efficient, fitting-free installation of pipes in sanitary, heating, gas, refrigeration and air-conditioning systems
- Eliminates the cost of purchase and storage of fittings
- 50% reduction of soldering materials and energy

All-round application

- Expander head receiver is compatible with ROTHENBERGER expander heads
- Choice between the expander head standard, Type S or PE-X

*** in comparison to ROTHENBERGER NiMh battery**

ROMAX® EXPANDER Compact Basic Sets

5-part Basic Set I includes: ROMAX® EXPANDER Compact (No. 015714P), 1 Li-Ion- battery 14,4 V / 2,6 Ah (No. 15418), quick charger (No. 15017), Graphit grease (No. 26498), plastic carrying case (No. 015016L) without expander heads

All ROMAX® EXPANDER Compact with a Li-ion battery!

DUAL-POWER 14.4 or 230 Volt!

5 m cable length!

Large working radius

Fig. Power supply unit 230 V (accessory) with 5 m long cable (No. 15037)

Fig. Similar, ROMAX® EXPANDER Set Basic

Universal adaptor for ROTHENBERGER Expander Heads

Compatible with ROTHENBERGER Expander Heads



Workbench function with the stable surface support



Emergency stop switch

Description	Description		kg	No.
ROMAX® Expander Compact Basic Set I	expander heads standard	1	1.11	15714
ROMAX® Expander Compact Basic Set II	expander heads type S	1	1.11	15715
ROMAX® Expander Compact Basic Set III	expander heads type PE-X	1	1.11	15716

Expander heads / PE-X expander heads see 89

ACCESSORIES



Description	No.	Description		No.
ROMAX® EXPANDER Compact replacement battery	15418	Internal / External deburrer	27	
ROMAX® EXPANDER Compact charger 230 V	15017	Brazing (SUPER FIRE 3 mit MAPP®-GAS)	138 - 139	
ROMAX® EXPANDER Compact power supply	15037	Brazing solder	169 - 171	
Pipecutter	15016	Plastic case with formed inlay		015016L

Hydraulic Expander System H 600

For expanding, reducing and calibrating normal and thick walled pipes in batch production, as well as the production of tapers

Made in Germany!

400 V

Product Profile

APPLICATION AREA

Suitable for normal and thick walled pipes made of:

Copper and aluminium:	Ø 8 - 110 mm, 5/16 - 4.1/4“ max. wall thickness 3.0 mm
Precision and stainless steel:	Ø 8 - 110 mm, 5/16 - 4.1/4“ max. wall thickness 3.0 mm

KEY FEATURES

- Individual modular design
- Industrial quality expansions
- Proper and efficient handling of material

TECHNICAL DATA

Rated power:	1.2 kW
Rated current:	2.1 A
Operating pressure:	80 - 600 bar
Max. operating pressure:	700 bar
Delivery capacity:	0.82 l / min
Safety category:	IP 54
Actuation:	400 V / 1200 W

On-off switch with control light

Allows set-up and auto-mode

Continuous, accurate and adjustable operating power with set-up and auto-mode

Allows proper, efficient handling of material

Individual modular design

Connections for safety foot pedal, control wires for the expander pistol H 1 and/or H 2, quick coupling for hydraulic hose

Powerful 400 V / 1200 W drive

Quick expansion of large, thick-walled pipes

Suitable for all types of expander heads

Multi-functional

Fine adjustment of the tube socket size

Industrial quality expansions

Scope of delivery (No. 13100) includes: Electro-Hydraulic Expander System H 600 complete with hydraulic unit H 600 (No. 13002), expander pistol H 1 (No. 12001), control cable, hydraulic hose 2.5 m with circuit points, adjusting tool, tool rack (No. 13023), safety foot pedal and hydraulic oil 1 l (No. 58185).
(without expander heads)
Scope of delivery (No. 13002) includes: Electro-hydraulic unit H 600 with safety foot pedal, adjusting tool, tool rack (No. 13023), and hydraulic oil 1 l (No. 58185).
(Without expander heads)

Model	kg	No.
Hydraulic System complete, without heads	36.0	13100
Hydraulic Tool H 600	33.1	13002
Foot pedal H 600 with 3 m cable	0.5	12013

Electro-Hydraulic Expander Pistol H1

Product Profile	
APPLICATION AREA	
Expander heads Standard:	Ø 8 - 42 mm, 5/16 - 1.3/4“ up to 1.6 mm wall thickness
Expander heads Type S (with adaptor No. 11007)	Ø 22 - 67 mm, 1 - 2.1/2“ up to 2.5 mm wall thickness

4

Scope of delivery: 2.5 m control cable (No. F88928), hydraulic hose (No. 12023), Adjusting tool (No. 12017), hydraulic oil 1 l (No. 58185)

Model	kg	No.
Electro-Hydraulic Expander Pistol H 1	2.9	12001
S-Head adaptor for H 1	0.6	11007
Adjusting tool for H 1	0.9	12017

Electro-Hydraulic Expander Pistol H2

For use with Electro-Hydraulic Unit H 600

Product Profile	
APPLICATION AREA	
Expander heads Type S: **with adaptor (No. 12097)**	Ø 22 - 67 mm, 1 - 2.1/2“ up to 2.5 mm wall thickness
Expander heads H 2: **Type 2**	Ø 28 - 70 mm, 1.1/8 - 2.3/4“ up to 2.5 mm wall thickness
Expander heads H 2: **Type 3**	Ø 70 - 110 mm, 2.3/4 - 4.1/4“ up to 3.0 mm wall thickness

Scope of delivery: Electro-Hydraulic Expander Pistol, 2.5 m control cable, hydraulic hose with quick coupling for H 600 and adjusting tool (without expander heads)

Model	kg	No.
Electro-Hydraulic Expander Pistol H 2	7.5	12002
Expander heads H2/Type 2, 28 - 70 mm	2.5	12078
Expander heads H2/Type 3, 70 - 110 mm	3.0	12080
S-head adaptor for H 2	1.1	12097
Adjusting tool for H2	0.9	12018

Custom-Made Products*
Riveted Expander Heads H2

Only one head necessary for every pipe diameter.
When ordering, please fill out form and state the applicable dimensions L1 / L2 / D1

*** Availability, delivery time and price available on request!**

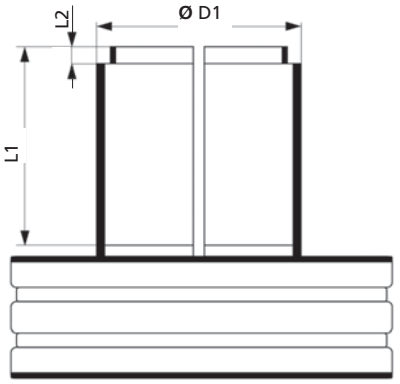

Examples of a custom order

Expander-Adaptor Type S

To increase the application area of the ROCAM® EXPANDER Power Torque, Expander Pistol H1/H2, EXPANDER A0/A1 and ROMAX EXPANDER Compact

No. 11007 Expander adaptor for ROCAM® EXPANDER Power Torque or Expander Pistol H1

No. 12097 Expander adaptor for Expander Pistol H2

Allows the use of the expander heads Type S with copper pipe (soft) up to 67 mm and/or 2.1/2"!

Model	max.	max. mm	kg	No.
Adaptor Type S, without expander heads	67 mm	and/or 2.1/2" 2,0	0.6	11007
Adaptor Type S, without expander heads	67 mm	and/or 2.1/2" 2,5	1.1	12097

4

	Expander Head ROLOCK	Expander Head Standard	Expander Head Type S	Riveted Expander Head	Expander Head PE-X	Expander Head H2, Type 2 & 3	Stepped Expander Head
ROLOCK EXPANDER Power Torque	●	●		●	○	○	○
ROCAM® EXPANDER Power Torque	○	●		●	● No. 12005	○	○
EXPANDER A0	○	○	●	○	○	○	○
EXPANDER A1	○	○	○	○	○	○	●
ROMAX® EXPANDER Compact	○	● No. 15714	No. 15714 ● No. 15715	● No. 15714	● No. 15716	○	○
ROMAX® EXPANDER AC ECO MAXI	○	○	○	○	○	○	●
Expander Pistol H1	○	●		●	○	○	○
Expander Pistol H2 Similar to photo	○	○		○	○	●	○

● *Expander head without adaptor can be used* ○ *Expander head can not be used* *Fig.: Can be used with the appropriate adaptor (pictured)*

4

COMBI KIT Expander / Tee-Extractor

Practical, compact and cost-saving set combinations with with ROCAM and ROLOCK EXPANDER Power Torque and Tee-Extractors. For all common pipe dimensions Ø 12 - 28 mm (1/2 - 1.1/8“)

Product Profile

APPLICATION AREA

Suitable for pipes made of copper, aluminium and steel (soft): Ø 12 - 28 mm and 1/2 - 1.1/8“

KEY FEATURES

- Increases safety by reducing the number of connections
- Suitable for making branches even in confined spaces through the compact design

Made in Germany!
The know-how from the pioneer of expanding technology and the leading manufacturer of expanding tools for over 40 years!

KEY FEATURES

- Fine adjustment of the capillary gap using the KSO-screw
- Reduces effort required and increases work space
- Up to 67% reduction of soldering materials and soldered joints
- Accurate drilling
- Saves resources by converting scrap pipes into fittings
- Reliable pipe connections to DVGW standards

COMBI KIT Set includes: ROCAM® EXPANDER Power Torque (No. 12000), Standard expander heads, tee-extractor, special ratchet (No. 22081), UNIDRILL® Automatic 28 (No. 21583), extractor cam pincer (No. 22080), steel carrying case (No. 24022)

Model	Description	kg		No.
COMBI KIT	12 - 15 - 18 - 22 mm	4.4	1	011180X
COMBI KIT	12 - 14 - 16 - 18 mm	2.6	1	011186X
COMBI KIT	1/2 - 5/8 - 7/8 - 1.1/8“	2.8	1	011194X

COMBI KIT Set includes: ROLOCK EXPANDER Power Torque (No. 12400), ROLOCK expander heads, tee-extractor, special ratchet (No. 22081), UNIDRILL® Automatic 28 (No. 21583), extractor cam pincer (No. 22080), steel carrying case (No. 24022)

Model	Description	kg		No.
ROLOCK COMBI KIT	12 - 15 - 18 - 22 mm	4.4	1	12601
ROLOCK COMBI KIT	12 - 14 - 16 - 18 mm	2.6	1	12602
ROLOCK COMBI KIT	1/2 - 5/8 - 7/8 - 1.1/8“	2.8	1	12604
ROLOCK COMBI KIT	1/2 - 3/4 - 1	2.5	1	12605

Tee-Extractor Sets

For efficient production of T-branches (extractions) for fitting-free pipe installations, Ø 12 - 42 mm (3/8 - 2.1/8")

Made in Germany!
The know-how from the pioneer of expanding technology and the leading manufacturer of expanding tools for over 40 years!

Product Profile

APPLICATION AREA

Suitable for pipes made of:

Copper (soft, semi-, hard):	12 - 42 mm, 3/8 - 2.1/8" max. wall thickness 2.5 mm
Aluminium:	12 - 42 mm, 3/8 - 2.1/8" max. wall thickness 2.5 mm
Precision steel:	12 - 42 mm, 3/8 - 2.1/8" max. wall thickness 2.5 mm

KEY FEATURES

- Eliminates the cost for T-pieces, purchase and storage of fittings
- Extractions even on installed pipes possible
- Accurate drilling
- Optimal positioning with the cam pincher depth adjustment

Tee-Extractor sets include: Tee-Extractor according to chart, special ratchet (No. 22081), cam pincer (No. 22080) and special conical drill, UNIDRILL® Automatic 42 (No. 21575), in steel carrying case (No. 24022)

Model	Description	kg		No.
Tee-Extractor set 12 - 15 - 18 - 22 mm		3.4	1	22100
Tee-Extractor set 12 - 15 - 22 - 28 mm		3.6	1	22101
Tee-Extractor set 12 - 15 - 18 - 22 - 28 mm		3.9	1	22103
Tee-Extractor set 10 - 12 - 15 - 18 - 22 mm		3.5	1	22102
Tee-Extractor set 12 - 14 - 16 - 18 - 22 mm		3.6	1	22109
Tee-Extractor set 10 - 12 - 14 - 16 - 18 - 22 mm		3.7	1	22111
Tee-Extractor set 12 - 15 - 18 - 22 - 28 - 35 - 42 mm		5.5	1	22126
Tee-Extractor set 15 - 22 - 28 mm		3.6	1	22127
Tee-Extractor set 1/2 - 5/8 - 3/4 - 7/8"		3.4	1	22121
Tee-Extractor set 1/2 - 5/8 - 7/8 - 1.1/8"		3.7	1	22124
Tee-Extractor set 1/2 - 3/4 - 1"		3.3	1	22135

Tee-Extractor

Tee-Extractor with double v-block for accurate 90° branches, Ø 10 - 54 mm (3/8 - 2.1/8")

Product Profile

KEY FEATURES

- Uniform and proper material extraction without scratches or burrs
- Burr-free operation with the specially polished extractor hooks
- Easy insertion into the drilled hole with the special trapezoidal screw thread
- Accurate and firm positioning for exact 90° branches

Double V-block

Accurate and firm positioning for exact 90° branches

Specially polished, forged and tempered extractor hooks

Burr-free operation

Special hook design

Easy insertion into the drilled hole

mm / inch	mm	Drill Ø mm	SW mm	g	No.
10	1.0	6	11	130	22010
12	1.0	7	11	150	22012
14	1.0	8	11	160	22014
15	1.0	8	11	160	22015
16	1.0	8	11	220	22016
18	2.0	10	11	220	22018
22	2.0	12	11	350	22022
28	2.5	15	11	470	22028
32	2.5	19	11	700	22032
35	2.5	22	11	700	22035
38	2.5	22	11	700	22038
42	2.5	26	11	890	22042
54	2.5	30	19 ■	1380	22054
3/8"	1.0	6	11	110	22060
1/2"	1.0	7	11	140	22061
5/8"	1.0	8	11	220	22016
3/4"	2.0	10	11	220	22062
7/8"	2.0	12	11	350	22063

⬢ Hexagon ■ Square

Ratchet adaptor (No. F80053 and F80054) with No. 22050 / 22054 included in scope of delivery (square, 3/4")

mm / inch	mm	Drill-Ø mm	SW mm	g	No.
1"	2.5	14	11	470	22064
1.1/8"	2.5	15	11	480	22065
1.1/4"	2.5	19	11	700	22066
1.3/8"	2.5	22	11	700	22035
1.1/2"	2.5	22	11	700	22038
1.5/8"	2.5	26	11	900	22068
2"	2.5	30	19 ■	1380	22050
2.1/8"	2.5	30	19 ■	1380	22054
Accessories					
Socket 19 mm					F80053
Square connection 3/4"					F80054

mm	g	No.
10	60	22210
12	70	22212
14	90	22214
15	90	22215
16	140	22216
18	140	22218
22	210	22222
28	220	22228
35	290	22235
38	290	22268
42	320	22242
54	560	22254

inch	g	No.
3/8"	60	22260
1/2"	70	22261
5/8"	140	22216
3/4"	140	22263
7/8"	200	22264
1"	210	22265
1.1/8"	220	22266
1.1/4"	270	22267
1.3/8"	290	22235
1.1/2"	290	22268
1.5/8"	320	22270
2"	520	22246
2.1/8"	560	22254

Spare Extractor Hooks

Forged hooks, specially polished, tempered from Ø 10 - 54 mm (3/8 - 2.1/8")

Note: For copper pipes (soft), the use of an extractor support is recommended! (93)

Precise drilling of the pipe without a centre punch – drill stop prevents perforation of the pipe

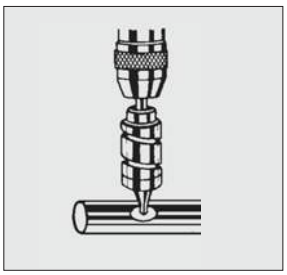

Insert extractor hook into the drilled hole and screw the bell firmly against the drill hole

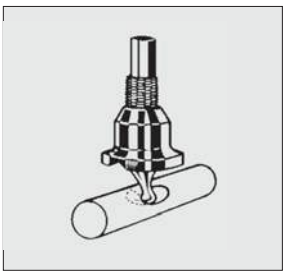

Using the ratchet, turn the extractor to the left, while paying attention that the v-block is seated securely

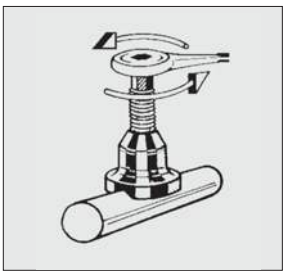

After extraction, set correct insertion depth (dependant on pipe Ø) with cam pincer

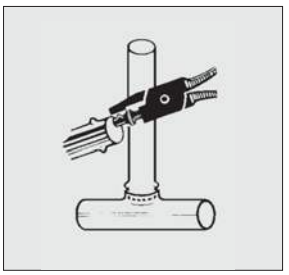

Simply calibrate the tee Ø on the UNIDRILL® Automatic and the drilled hole Ø will automatically correspond to the extractor hook required

Tee-Extractor Ratchet

Chrome vanadium steel, fine toothed and right/left reversible

No. 22081

No. 27181

Model	SW	g	No.
10 - 42 mm, 3/8 - 1.3/4"	11 mm	435	22081
54 - 70 mm, 2 - 2.1/8"	3/4" ■	1140	27181

Extractor Cam Pincer

KEY FEATURES

- Identification point marks insertion depth exactly and prevents over-insertion
- Cam depth adjustment wheel with scale

mm	inch	mm	g	No.
12 - 42	1/2 - 1.5/8"	150	170	22080

EVERCOOL

Drill and extraction paste

KEY FEATURES

- Longer tool life
- All-purpose use except for drinking water installation
- Suitable for aluminium and precision steel
- Easy application with the integrated pen for applying the paste

Description	Content	g	No.
EVERCOOL	50 g	80	21549

UNIDRILL® Automatic 28 / 42

HSS special conical drill

KEY FEATURES

- Fast, burr-free drilling
- Precise location without need for centre punch special drill tip
- Calibrated drill Ø automatically corresponds to the correct extractor hook and branch size
- Drill stop prevents damage to pipe walls

Model	mm	inch	SW	g	No.
UNIDRILL® 28	10 - 28	3/8 - 1.1/8"	11	110	21583
UNIDRILL® 42	10 - 42	3/8 - 1.5/8"	11	430	21575

Extractor Support

KEY FEATURES

- Prevents deformation during extraction, especially for soft pipe material

Mainpipe	Branchpipe	g	No.
22 mm	18 mm	250	22157
5/8"	1/2"	170	22153
3/4"	5/8"	250	22172
7/8"	3/4"	250	22157

Precision Double Flaring Press DB 10

For standard precision expands according to DIN 74234 Ø 4.75 - 10 mm, wall thickness 0.7 - 1.0 mm

Product Profile

APPLICATION AREA

On copper, aluminium and steel pipes, seamless pipes and double-walled pipes, for example Bundy® pipe, and KUNIFER brake pipes

KEY FEATURES

- Ideal for endless pipes
- For several flaring profiles, wall thickness 0.7 - 1 mm
- Universal use with the pluggable pressure cone
- Accurate and reproducible results
- Clamping block for several pipe diameters
- Reliable hold with the 25 mm pipe clamping length
- Suitable for clamping in a vice

4

Formation of the various flares made possible with the appropriate flaring attachments

E- contour, simple flare:
- Standard flaring contour

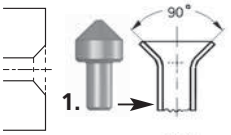

D-contour, double flare:
- Extension of brake and/or hydraulic lines
- Connection by means of coupling rings, sealed by means of flaring surface

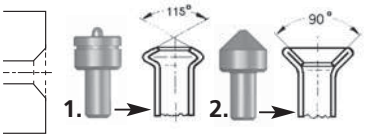

180° flares:
- Mounting using coupling ring, for example hydraulic transmission valve and / or distributor block
- Seal between drill-hole and flaring surface

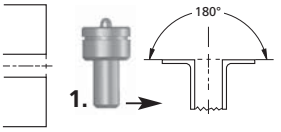



Integrated depth stop
Accurate and reproducible results

Pluggable pressure cone
Universally insertable

Clamping block
For several pipe diameters

Flange length
Reliable hold with the 25 mm pipe clamping length

Pluggable flaring attachments
For several flaring profiles up to a wall thickness of 0.7 and 1 mm

Horizontal clamping
Applicable for endless pipes

No. 26016 No. 26015 No. 26017

No. 26010 No. 26011

No. 26001 No. 26002 No. 26003 No. 26004 No. 26005

Set (No. 26013) includes: Basic tool with pressure cone (No. 26010), flaring attachments, 1 set of clamping blocks (No. 26011)

Description	mm	kg	No.
DB 10 set	4.75 - 5 - 6 - 8 - 9 - 10 mm	2.64	26013
Flaring attachments 4.75 / 5 mm		0.20	26001
Flaring attachments 6 mm		0.20	26002
Flaring attachments 8 mm		0.20	26003
Flaring attachments 9 mm		0.20	26004
Flaring attachments 10 mm		0.20	26005

Description	mm	g	No.
Pressure cone		20	26010
Clamping spindle		90	26015
Flaring spindle		300	26016
Distance bolt		30	26017
Set of clamping blocks (2 pc.) for Pipes 4,75 - 5 - 6 - 8 - 9 - 10 mm		190	26011

ROFLARE REVOLVER

Revolver reeling flaring tool

For the reliable and fast production of standard single 45° flares in accordance with EN 14276-2 and JIS B8607:2008 on copper soft pipes Ø 6 - 18 mm and 1/4 - 3/4“

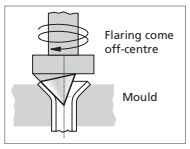

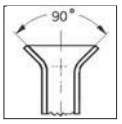

E-contur single flare

Product Profile

KEY FEATURES

- Guaranteed norm flares
- Produces leak free joints
- One-handed quick clamping system
- **Automatic depth stop:** perfect positioning of the pipe to the flaring cone

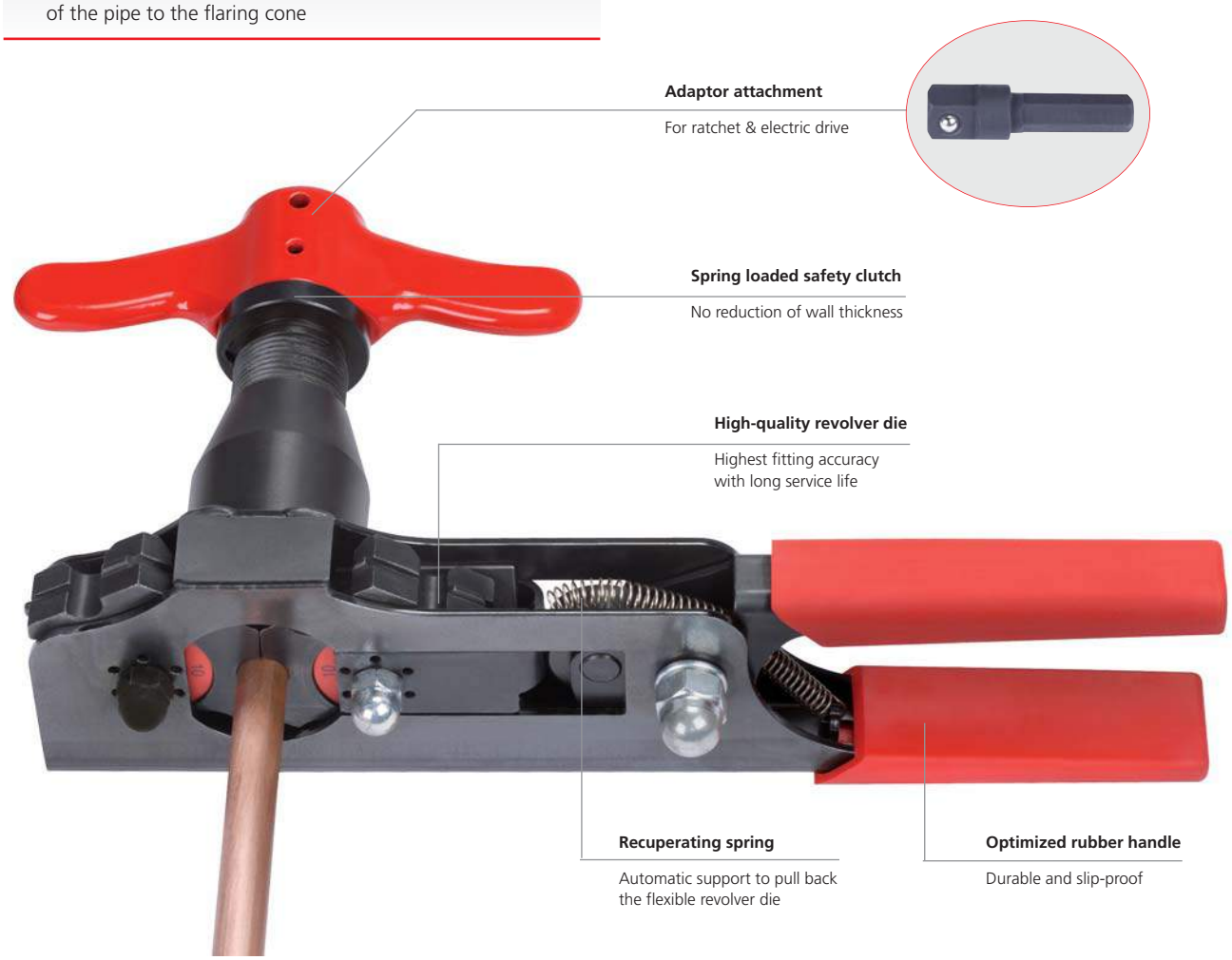

Set (1000000230) includes: ROFLARE REVOLVER metric incl. ratchet adaptor, dies Ø 6, 8, 10, 12, 16 and 18 mm, pipe cutter ROTRAC 28 PLUS CHROM Limited Edition (1000000046), in blister pack
Set (1000000231) includes: ROFLARE REVOLVER imperial incl. ratchet adaptor, dies Ø 1/4 , 5/16, 3/8, 1/2, 5/8 and 3/4“, pipe cutter ROTRAC 28 PLUS CHROM Limited Edition (1000000046), in blister pack

Model	No.
Set, metric with ROTRAC 28 PLUS CHROM Limited Edition	1000000230
Set, imperial with ROTRAC 28 PLUS CHROM Limited Edition	1000000231
Metric, Ø 6, 8, 10, 12, 16, 18 mm	1000000222
Imperial, Ø 1/4 , 5/16, 3/8, 1/2, 5/8, 3/4“	1000000223

Compact design enables use in confined spaces

Automatic depth stop: Perfect positioning of the pipe to the flare cone

Reeling Flaring Tool

For producing precision 45° single flares on copper pipes Ø 6 - 18 mm (1/8 - 3/4")

Product Profile

KEY FEATURES

- Controlled expanding and shaping of the pipe without tearing
- No reduction in wall thickness
- No slipping of the pipe
- Sturdy and long lasting

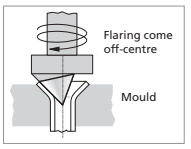

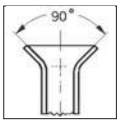

E-contur single flare

No. 222401, No. 222402, No. 222403

Square connection

For manual operation, for example cordless screwdriver

Spring-loaded slide coupling

No reduction in wall thickness

Flare cone rotates off-centre in needle bearings

Controlled expanding and shaping of the pipe end without tearing

Made from forged steel

Tough and long-lasting

Self-centring die

Highest flare precision

Adaptor for cordless screwdriver

Die available in metric and imperial sizes

Pipe will not slip

Reeling Flaring Tool set includes: Reeling Flaring Tool in plastic case with mould in metric and/or imperial format

Description	mm / inch	No.
Set EB	6 - 8 - 10 - 12 - 14 - 15 - 16 - 18 mm	222401
	1/8 - 3/16 - 1/4 - 5/16 - 3/8 - 1/2 - 5/8 - 3/4"	
Set EB	1/8 - 3/16 - 1/4 - 5/16 - 3/8 - 1/2 - 5/8 - 3/4"	222402
Set EB	6 - 8 - 10 - 12 - 14 - 15 - 16 - 18 mm	222403
Dies		
metric	6 - 8 - 10 - 12 - 14 - 15 - 16 - 18 mm	222413
imperial	1/8 - 3/16 - 1/4 - 5/16 - 3/8 - 1/2 - 5/8 - 3/4"	222412

Universal Flaring Tool

For producing precision 45° single flares on copper pipes Ø 4 - 16 mm (3/16 - 5/8")

- Universal application and highest flare precision through self-centring pipe clamp for all diameters
- Controlled flaring without tearing, forming perfect surfaces
- Hardened flare cone with special geometry

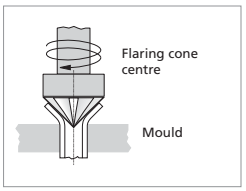

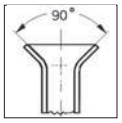

Single flare

Universal Flaring Tool set (No. 222601) includes: Universal Flaring Tool for pipe diameters 4 - 16 mm, 3/16 - 5/8", in plastic case

Model	mm	inch	g	No.
Set EB	4 - 16 mm	3/16 - 5/8"	900	222601

Flaring and Bending Set

Universal application in industry and small trade by sanitary and heating installations, refrigeration and air-conditioning technology, auto and hydraulic technology

Flaring and bending set (No. 26020) includes: MINICUT I, Ø 3 - 16 mm (No. 70401), internal and external deburrer, Ø 4 - 36 mm (No. 11006), double flare press DB 10 (No. 26013), TUBE BENDER set, Ø 4,75 - 10 mm (No. 24112), steel carrying case (No. 24022)

Model	mm	kg	No.
Flaring / Bending set	4,75 - 5 - 6 - 8 - 9 - 10	5.5	26020

ROTORQUE AIRCON / REFRIGERATION

Step-less torque wrench

Product Profile

APPLICATION AREA

Self-locking rack and pinion drive enables quick and reliable fastening of flare nuts sizes 15 - 32 mm in accordance with EN 378-2:2012-08

KEY FEATURES

- Always fits, covers all flare nut sizes from 15 - 32 mm
- Won't slip thanks to the self-locking rack and pinion drive and ratchet function
- Simple and reliable: required torque in accordance with EN 378-2:2012-08 is embossed on the head for every size and can not be rubbed off
- Embossed torque data: easy tightening according to norm
- ROTORQUE REFRIGERATION is suitable for cylinder heads' work

Closed head

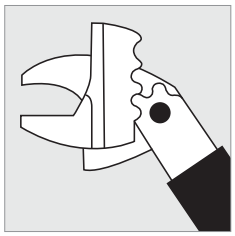

Fully opened head

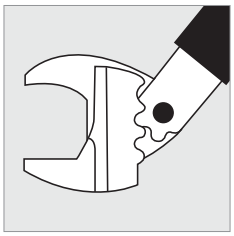

ROTORQUE sets include: Torque wrench, head, carrying bag

Model	kg	No.
ROTORQUE AIRCON	1.5	1000000224
ROTORQUE REFRIGERATION	1.4	1000000225

Connection 9 x 12

Head can be exchanged between ROTORQUE AIRCON and ROTORQUE REFRIGERATION

All-In-One: One head fits all sizes!



The torque can be read off

Always tighten according to the standard

ROTORQUE AIRCON
Torque wrench

- 10 – 110 Nm
- ± 4% accuracy
- 1 Nm adjustment steps

ROTORQUE REFRIGERATION
Torque wrench

- 10 – 70 Nm
- ± 3 % accuracy
- 1/2 Nm adjustment steps
- Suitable for cylinder heads' work

Fig. ROTORQUE AIRCON torque wrench

Fig. ROTORQUE REFRIGERATION torque wrench

Torque Wrench Set

For proper tightening of flange connections

Set with adjustable torque wrench (10-70 Nm) and 6 spanner inserts sizes 17, 22, 24, 26, 27 and 29 mm for flange connections on 1/4", 3/8", 1/2" and 5/8" pipe lines **according to DIN EN 378-2 : 2012-08**

DIN -Norm

Fix with torque urgently necessary!

8 piece set (No. 175001) includes: spanner wrench sizes 17, 22, 24, 26, 27, 29 mm, torque wrench, carrying bag

Pipe-Ø	Spanner width	Locking torque
1/4" / 6 mm	17 mm	14-18 Nm
3/8" / 10 mm	22 mm	33-42 Nm
1/2" / 12 mm	24 mm	50-62 Nm
1/2" / 12 mm	26 mm	50-62 Nm
5/8" / 15/16 mm	27 mm	63-77 Nm
5/8" / 15/16 mm	29 mm	63-77 Nm

Model	kg	No.
Torque wrench set, 8 piece	3.5	175001

ONE of 6.000

Premium tools for professionals!

5

Pressing

System Overview Pressing Technology	104 - 105
Press Machines Compact	106 - 107
Press Machines Standard	108 - 111
Press Jaws & Interchangeable Press Jaws Compact	112
Press Jaws Standard	113
3-elemental Standard Press Jaws	113
Pressing Collars Standard	114
Press Jaws Overview	115 - 121

Do you want to know more about our products? Please scan the QR-Code!

System Overview

	Press Machines Standard			Press Machines Compact
	ROMAX® 3000	ROMAX® 3000 AC	ROMAX® AC ECO	ROMAX® Compact
Operation mode:	electrohydraulic	electrohydraulic	electrohydraulic	electrohydraulic
Jaw fixture rotatable:	270°	270°	270°	270°
CFT® (Constant Force Technology)**:**	✓	✓	✓	✓
Controlled Press Cycle:	✓	✓	✓	✓
Piston force / Hub:	32 kN / 40 mm	32 kN / 40 mm	32 kN / 40 mm	19 kN / 30 mm
Service interval:	20.000 Pressings	20.000 Pressings	10.000 Pressings	10.000 Pressings
LED:	✓	✓	–	–
Approx. pressing cycle time:	5 sec.	5 sec.	7 sec.	6 sec.
Dimensions:	445 x 125 x 75 mm	460 x 120 x 90 mm	415 x 180 x 80 mm	400 x 70 x 90 mm
Cable length:	–	5 m	5 m	–
Cable length main adaptor:	5 m	–	–	5 m
Weight:	3,6 kg	3,8 kg	4,5 kg	2,6 kg
Battery:	✓	–	–	✓
Page	**108, 109**	**110**	**111**	**106, 107**

ROTHENBERGER Constant Force Technology

The CFT® guarantees a constant axial pressing force over the entire service interval. A very important requirement for the production of sealed press connections CFT® guarantees:

ROMAX® Compact 19-21 kN for 10.000 Press cycles
ROMAX® AC ECO 32-34 kN for 10.000 Press cycles
ROMAX® 3000 32-34 kN for 20.000 Press cycles
ROMAX® 3000 AC 32-34 kN for 20.000 Press cycles

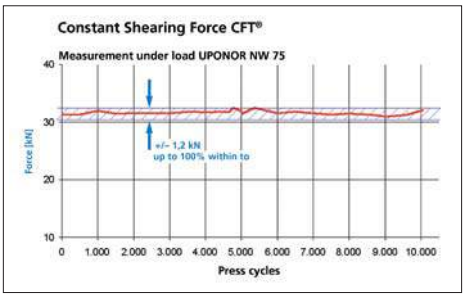

ROTHENBERGER Li-Ion Technology

The pressing tools ROMAX® Compact and ROMAX® 3000 are equipped with the newest Li-ion technology. Li-ion batteries have many advantages compared to standard battery technology:

- High energy density - up to 100% more pressing per charge compared to the ROTHENBERGER NiMH battery
- Low weight - 30% weight savings
- Cold-resistant - even at near freezing temperatures
- Lowest self-discharge - can be stored up to 12 months
- No memory effect - can be charged at any time
- Constant energy from the first until the last pressing

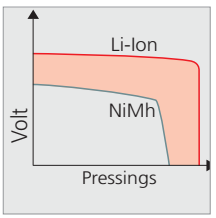

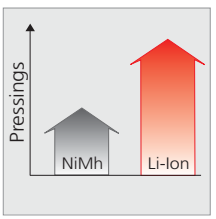

	Press Jaws Standard			Press Jaws Compact	
	Press Jaws Standard	3-elemental Press Jaws	Press Collars	Press Jaws Compact	Interchangeable Press Jaws Compact
Working range Metal:	Ø 12 - 54 mm	Ø 42 - 54 mm	Ø 42 - 54 mm	Ø 12 - 28 mm	–
Working range Multilayer:	Ø 12 - 40 mm	–	Ø 40 - 110 mm	Ø 12 - 40 mm	Ø 12 - 32 mm
Snap on:	–	–	✓	–	–
Special hardening process:	✓	✓	✓	✓	✓
Long-term corrosion protection:	✓	✓	✓	✓	✓
3 bolt synchronized mechanism:	✓	✓	–	✓	✓
Precision-manufactured contour:	✓	✓	✓	✓	✓
Page	113	113	114	112	112

System obligation

The user **is not forced** to purchase different press jaws and/or press machines for each system from the same system manufacturer. No law, no DIN-standard nor the DVGW process sheet requires system dependence. No craftsman is obliged to use only the press tools or press jaws from one (fittings / pipe) system manufacturer

Controlled press cycle

After reaching a predetermined pressing force the press cycle switches off automatically. The piston retracts after the necessary pressing force has been reached. This guarantees uniform and reliable pressings analogue to the requirement of leading system manufacturers.

Electronic control

The electronics of the ROMAX® Compact and the ROMAX® 3000 provide for a safe pressing cycle:

- Control of the battery charge status
- Safety start-inhibitor when the battery is too low
- LED display of the service interval and any error messages

Made in Germany

Please observe system characteristics/ benefits on pages 104 - 105!

ROMAX® Compact

Electro-hydraulic press machine, for battery and mains operation for the pressing of fittings up to Ø 40 mm (plastic/multi-layer) and/or up to Ø 28 mm (metal) with 19 kN

Product Profile

APPLICATION AREA

The ROMAX® Compact is extremely light, easy to hold and with its compact design it is perfect for field use, especially in confined spaces

KEY FEATURES

- Extremely light: only 2.6 kg
- Ergonomic thanks to the rubberised handle and balanced weight distribution
- For battery and mains operation
- Work-bench function
- Controlled press cycle
- Electric control with service counter and battery status indicator
- CFT®
- Safety lock
- Emergency stop switch

TECHNICAL DATA

Dimension:	400 x 70 x 90 mm
Weight:	approx. 2.6 kg (without press jaw)
Piston force / hub:	19 kN / 30 mm
Nominal size:	Ø 12 - 28 mm (metal) Ø 12 - 40 mm (plastic/multi-layer)
Press jaw fixture:	270° rotation
Power supply:	Li-ion battery 14.4 V / 2.6 Ah Main adaptor 230 V / 50 - 60 Hz Main adaptor 110 V on request
Operating temperature:	–10° C up to +60° C
Pressings:	up to 140 with 28 mm stainless steel

PRESSING TOOLS

Press jaws:	ROTHENBERGER Compact press jaws starting on page 105
Interchangeable press jaws:	ROTHENBERGER Interchangeable press jaws starting on page 105

Light weight and balanced weight distribution
Fatigue-free and ergonomic use even over long periods of time

Wand-like
design enables use in installation shafts and by front-wall constructions

270° rotatable jaw fixture
For easy use in confined spaces

LED display
Electronic battery charge indicator, electronic counting of the press cycles (displays when service interval has been reached, further pressings are possible)

Powerful motor
Fast pressings in approx. 6 seconds

Safety lock
No unintentional opening because a 180° rotation is necessary

Rubberised handle
Secure hold even in wet conditions

Emergency stop switch
Immediate interruption of the feed and retraction of the piston

CFT® (Constant Force Technology) for a constant axial force of 19 kN
Constant pressing force for over 10,000 press cycles

Li-ion battery technology
Up to 100% more pressings*

* compared to ROTHENBERGER NiMH batteries

ROMAX® Compact Set Basic I

Set Basic I (No. 15020) includes: ROMAX® Compact press machine, 1x 14.4 V/2.6 Ah Li-ion battery (No. 15418), rapid charger (No. 15017), plastic carrying case (No. 15016), (without press jaws)

DUO-POWER 14.4 V or 230 V

ROTHENBERGER Li-Ion TECHNOLOGY

All ROMAX® Compact have a Li-ion battery!

Made in Germany

5 m cable length

Large operating radius

Fig. Power supply (No. 15037)

Fig. ROMAX® Compact Set SV

Workbench function with stable supporting surface

Slim – compact wand-like design

Work above head

Model	Description	Press jaw mm		kg	No.
ROMAX® Compact Set Basic I	in plastic carrying case with Li-ion battery and charger	(without pressing jaw)	1	5.0	15020
ROMAX® Compact Set M	Set Basic I with press jaw Type M (Mapress, u.a.)	15 - 22 - 28	1	7.5	15023
ROMAX® Compact Set SV	Set Basic I with press jaw Type SV (Viega, u.a.)	15 - 22 - 28	1	7.5	15022
ROMAX® Compact Set TH	Set Basic I with press jaw Type TH (Henco, u.a.)	16 - 20 - 26	1	8.7	15032
ROMAX® Compact Set U	Set Basic I with press jaw Type U (UNICOR, u.a.)	16 - 20 - 25	1	7.0	15024
ROMAX® Compact Set WE Set RFz	in plastic carrying case with Li-ion battery, spare press jaws and inserts	16 - 20 - 25 - 32	1	8.7	14820
ROMAX® Compact Set WE Set U	in plastic carrying case with Li-ion battery, spare press jaws and inserts	16 - 20 - 25 - 32	1	8.7	14830

ACCESSORIES

Model	No.
ROMAX® Compact spare battery (14.4 V / 2.6 Ah, Li-Ion)	15418
ROMAX® Compact charger (230 V)	15017
ROMAX® Compact main adaptor (230 V), can be used in lieu of the battery	15037
Plastic carrying case, empty	015016L
Press jaws, interchangeable press jaws starting on	**112**

ROMAX® 3000

Electro-hydraulic press machine for battery and mains operation for the system dependant pressing of fittings up to Ø110 mm* with 32 - 34 kN

Made in Germany

Please observe system characteristics/ benefits on pages 104 - 105!

Product Profile

APPLICATION RANGE

The ROMAX® 3000 is fast, light, handy and safe. It is ideally suited for use at the building site

KEY FEATURES

- **Fast**
  A pressing cycle only lasts approx. 5 seconds. The piston retracts automatically after every finished pressing
- **Safe**
  CFT® guarantees the necessary pressing force. The automatic controlled press cycles ensure that the piston retracts to the starting position after the necessary pressing force has been reached
- **Light**
  The extremely low weight, as well as the balanced weight distribution, ensure fatigue-free use even in continuous use

*system dependant

KEY FEATURES

- **Reliable & economical**
  Highest quality service interval of 20,000 pressing cycles secures continuous economical use
- **Expanded operational temperature range**
  The ROMAX® 3000 works perfectly; even under adverse environmental conditions. Pressing is possible between -10° C and +60° C
- **Large range**
  The standard Li-ion technology allows up to 160 pressings (with Ø 28 mm stainless steel), and/or 90 pressings (with Ø 54 mm stainless steel) with each charge
- **Practical design**
  The compact, wand-like design allows pressings even in confined spaces



Wand-like
Design allows use in installation shafts and by front-wall constructions

Rubberised handle
Secure hold even in wet conditions

Safety lock
No unintentional opening because 180° rotation is required

2-speed switch
Light pressure activates the LED, when pressed through the pressing cycle begins

LED display
Electronic flat battery detection, electronic counting of press cycles (notifies maintenance interval), further pressings possible

Press jaw fixture can be rotated 270°
For easy operation even in confined spaces

Light weight and balanced weight distribution
Fatigue-free and ergonomic use even over long periods of time

Powerful motor
Fast pressings in approx. 5 seconds

Emergency stop switch
Immediate interruption of the feed and retraction of the piston

CFT® (Constant Force Technology)
for constant axial pressing force of 32 kN
Constant pressing force over 20,000 press cycles

TECHNICAL DATA

Dimensions:	445 x 125 x 75 mm
Weight:	approx. 3.6 kg (without press jaws)
Piston force/-hub:	32 kN / 40 mm
Nominal size:	Ø 12 - 110 mm (system dependant)
Press jaw fixture:	270° rotation
Power supply:	Li-ion battery 18 V / 3 Ah Main adaptor 230 V, 50 - 60 Hz, Main adaptor 110 V on request
Operating temperature:	-10° C up to +60° C
Pressings:	Up to 160 with 28 mm stainless steel Up to 90 with 54 mm stainless steel

PRESSING TOOLS

Press jaws:	ROTHENBERGER standard press jaws, compatible with many other manufacturers starting on page 113
Pressing collars:	ROTHENBERGER pressing collars starting on page 114

High energy density

More pressing per charge, light weight [1]

Cold-resistant

Can be used in even the lowest temperatures (-10° C up to + 60° C)

No memory effect

A partially discharged battery can be fully recharged without any loss of capacity

Low self discharge

Very long shelf-life

Fig. ROMAX® 3000 set with press jaws

Light

Fast

Reliable

Slim

Basic set (No. 15800) includes: ROMAX® 3000, 18 V / 3.0 Ah Li-ion battery (No. 15810), rapid charger (No. 15811), plastic carrying case (No. 15816) (without press jaws)

Model	Description	Press jaws Ø mm		kg	No.
ROMAX® 3000 Set Basic	in plastic carrying case with Li-ion battery and charger	(without press jaws)	1	9.8	15800
ROMAX® 3000 Set Basic II	in plastic carrying case, with 2 x Li-Ion batteries and charger	(without press jaws)	1	10,4	1000000209
ROMAX® 3000 Set SV	with press jaws type SV (Viega, et al.), with Li-ion battery	15 - 22 - 28	1	14.5	15840
ROMAX® 3000 Set TH	with press jaws type TH (Henco, et al.), with Li-ion battery	16 - 20 - 26	1	14.5	15845
ROMAX® 3000 Set U	with press jaws type U (UNICOR, et al.), with Li-ion battery	16 - 20 - 25	1	14.5	15850
ROMAX® 3000 Set M	with press jaws type M (Mapress,et al.), with Li-ion battery	15 - 22 - 28	1	14.5	15855

ACCESSORIES

Model	No.
ROMAX® 3000 Li-ion battery 18 V / 3 Ah	15810
ROMAX® 3000 charger for 110-230 Volt	15811
ROMAX® 3000 main adaptor 230 Volt	15812
Plastic carrying case, empty	1500000463
Press jaws, pressing collars starting on	**113**

[1] Compared to the ROTHENBERGER NiMH battery

ROMAX® 3000 AC

Electro-hydraulic press machine for mains operation for system dependant pressing of fittings up to Ø 110 mm* with 32 - 34 kN

Made in Germany

Please observe system characteristics/ benefits on pages 104 - 10!

Product Profile

APPLICATION AREA

The ROMAX® 3000 AC is fast, light, easy to handle and safe. It is therefore ideally suited for the batch production of fitting joints in field operation

- Batch production possible due to mains operation (5 m cable length)
- A pressing cycle only lasts approx. 5 seconds
- CFT® guarantees the necessary pressing force
- Extremely low weight, as well the balanced weight distribution
- Highest quality, service interval of 20,000 pressing cycles
- Expanded operating temperature from - 15° C up to 60° C
- The compact, wand-like design allows pressings even in confined spaces

5

TECHNICAL DATA

Dimensions:	460 x 90 x 120 mm
Weight:	ca. 3,8 kg (without press jaw)
Piston force/-hub:	32 kN / 40 mm
Nominal size:	Ø 12 - 110 mm (system dependent)
Press jaw fixture:	270° rotation
Power supply:	230 V / 50-60 Hz, 110 V on request
Operation temperatur:	- 15° C up to 60° C

PRESSING TOOLS

Press jaws:	ROTHENBERGER standard press jaws, compatible with many other manufacturers starting on page 113
Pressing collars:	ROTHENBERGER pressing collars starting on page 114

Safety lock

No unintentional opening because a 180° rotation is necessary

Balanced weight distribution

Ergonomic use

270° rotatable jaw fixture

For easy use in confined spaces

5 m cable length

Large operations radius

Batch production possible

Slim

Set Basic (1000001001) includes: ROMAX® 3000 AC (230 Volt), plastic carrying case, without press jaws

Model	No.
ROMAX® 3000 AC Set Basic	1000001001

ACCESSORIES

Model	No.
Plastic carrying case, empty	1500000463
Press jaws, pressing collars starting on	**113**

ROMAX® AC ECO

Electro-hydraulic press machine for mains operation for system dependant pressing of fittings up to Ø 110 mm* with 32 - 34 kN

Please observe system characteristics/ benefits on pages 98 - 99!

Product Profile

APPLICATION AREA

The ROMAX® AC ECO is light, easy to handle and is suitable for the batch production of fitting joints in field operation

KEY FEATURES

- Ergonomic thanks to the rubberized handle and balanced weight distribution
- Controlled press cycle
- CFT®
- Safety lock
- Emergency stop switch
- 5 m cable

*system dependant

TECHNICAL DATA

Dimensions:	415 x 180 x 80 mm
Weight:	approx. 4.5 kg (without press jaw)
Piston force/-hub:	32 kN / 40 mm
Nominal size:	Ø 12 - 110 mm (system dependent)
Press jaw fixture:	270° rotation
Power supply:	230 V / 50-60 Hz, 110 V on request

PRESSING TOOLS

Press jaws:	ROTHENBERGER standard press jaws, compatible with many other manufacturers starting on page 106
Pressing collars:	ROTHENBERGER Pressing collars starting on page 106



270° rotatable jaw fixture
For easy use in confined spaces

Safety lock
No unintentional opening because a 270° rotation is necessary

Compatible jaw fixture
Suitable for many press jaws

Emergency stop switch
Immediate interruption of the feed

Two-switches within easy reach
Various holding positions possible. The controlled press cycle begins after pushing the hold-to-run control

Balanced weight distribution
Ergonomic use

CFT® (Constant Force Technology)
for constant axial pressing force of 32 kN
Constant axial pressing force over 10,000 press cycles

5 m cable length
Large operations radius

Made in Germany

Fig. ROMAX® AC ECO Set with press jaws

Basic Sets (No. 15705) include: ROMAX® AC ECO Basic (230 Volt), plastic carrying case (No. F81664) (without press jaws)

Model	Description	Press jaws mm		kg	No.
ROMAX® AC ECO Set Basic I	in plastic carrying case	(without press jaws)	1	8.9	15705
ROMAX® AC ECO Set M	Set Basic I with press jaws type M (Mapress,et al.)	15 - 22 - 28	1	13.4	15750
ROMAX® AC ECO Set SV	Set Basic I with press jaws type SV (Viega, et al.)	15 - 22 - 28	1	13.4	15740
ROMAX® AC ECO Set TH	Set Basic I with press jaws type TH (Henco, et al.)	16 - 20 - 26	1	13.4	15730
ROMAX® AC ECO Set U	Set Basic I with press jaws type U (UNICOR, et al.)	16 - 20 - 25	1	13.4	15760

ACCESSORIES

Model	No.
Plastic carrying case, empty	F81664
Press jaws, pressing collars starting on	**113**

Press Jaws Compact

Made in Germany

For ROMAX® Compact

ROTHENBERGER Press Jaws with proven material and manufacturing quality for system dependant pressing of fittings up to Ø 40 mm (plastic / multi-layer) and/or up to 28 mm (metal)

Precision-manufactured contours

For optimum and reliable pressings

Made of forged, highly resilient special steel

Suitable for all press machines with a constant axial thrust of **19 kN** and compatible press jaw fixture

Special hardening process

High degree of elastic force and expansion capability

3-bolt synchronised mechanism

- Highest precision when pressing
- Synchronised run of the jaw lever
- Increased stability and durability
- Open the jaw with just 1 finger!

Permanent bolt

- Without potential weak points / no thread
- Considerable reduction of the breakage risk
- Increased safety

Batch numbering and individual testing

Secures the high quality standard of material and press contour

Long-term corrosion protection

Optimum for heavy-duty field operation

Product identification, simple to read, clear system and nominal size classification

Optimised inlet contour

- Adapted power flow
- Less wear and tear

Press jaw overview starting on 115

Interchangeable Press Jaws Compact

Made in Germany

For ROMAX® Compact

ROTHENBERGER Press Jaws with proven material and manufacturing quality, for the attachment from interchangeable press jaws for system dependant pressing of plastic fittings Ø 16 - 32 mm

Combine various interchangeable inserts with only one press jaw!

Set Interchangeable inserts

Guiding ridge

Safe admittance from inter-changeable press jaws

Made of casted, highly resilient special steel

Suitable for all press machines with a constant axial thrust of **19 kN** and compatible press jaw fixture

3-bolt synchronised mechanism

Synchronised run of the jaw lever enables the jaw to be opened with just one finger

Special hardening process

High degree of elastic force and expansion capability

Batch numbering and individual testing

Secures the high quality standard of material and press contour

Long-term Corrosion protection

Optimum for heavy-duty field operation

Model	Description	No.	Model	Description	No.
Interchangeable inserts set RFz*	16 - 20 - 25 - 32 mm	14849	Interchangeable press jaws + set CO	12 - 16 - 20 mm	15093
Interchangeable inserts set U*	16 - 20 - 25 - 32 mm	14869	Interchangeable press jaws + set RFz	12 - 16 - 20 mm	15094
Interchangeable inserts set VP*	16 - 20 - 25 - 32 mm	14879			

***Can only be used with interchangeable pressing jaw No. 014800X!**

Press Jaws Standard

For ROMAX® 3000, ROMAX® 3000 AC and ROMAX® AC ECO

ROTHENBERGER Press Jaws with proven material and manufacturing quality, for system conforming pressing of fittings up to Ø 40 mm (plastic) and/or up to Ø 54 mm (metal)

Special hardening process

High degree of elastic force and expansion capability

3-bolt synchronised mechanism

- Highest precision when pressing
- Synchronised run of the jaw lever
- Increased stability and durability
- Open the jaw with just 1 finger!

Batch numbering and individual testing

Secures the high quality standard of material and press contour

Product identification, simple to read, clear system and nominal size classification

Precision-manufactured contours

For optimum and reliable pressings

Made of forged, highly resilient special steel

Suitable for all press machines with a constant axial thrust of **32-34 kN** and compatible press jaw fixture

Permanent bolt

- Without potential weak points / no thread
- Considerable reduction of the breakage risk
- Increased safety

Optimised inlet contour

- Adapted power flow
- Less wear and tear

Long-term corrosion protection

Optimum for heavy-duty field operation

Made in Germany

Press jaw overview starting on 115

3-elemental Standard Press Jaw M42 / M54

Made in Germany

For ROMAX® 3000, ROMAX® 3000 AC and ROMAX® AC ECO

ROTHENBERGER 3-elemental Press Jaws with proven material and manufacturing quality, for system depended pressing of Copper-, steel- and C-steel fittings M42 and M54

Long-term corrosion protection

Optimum for heavy-duty field operation

3-bolt synchronised mechanism

Synchronised run of the jaw lever

Special hardening process of the inlet- and Jaw contour

High degree of elastic force, expansion capability and long lifetime

3-elemental system

Easy handling / assembling
Optimized power distribution

Precision-manufactured contours

For optimum and reliable pressings

Wide jaw mouth for easy assembling of the jaw on the fitting

Model	kg	No.	Model	kg	No.
3-elemental standard press jaw, M42	4,8	1000001273	3-elemental standard press jaw, M54	4,8	1000001274

Pressing Collars Standard

Made in Germany

For ROMAX® 3000, ROMAX® PRESSLINER ECO, ROMAX® AC ECO

Still suitable for press machines with a constant, axial pressing force of 32 - 34 kN and the appropriate compatible press jaw fixture. For the system conforming pressing of fittings from 42 mm up to 54 mm (metal) and/or from 40 mm up to 110 mm (multi-layer)

Precision-manufactured contours

For optimum and reliable pressings

Clamping technology

Self-clamping pressing collar

Limited weight

Power-saving work even for longer periods

3 Segments

For an optimum force distribution on the fitting

Two flexible elements

For an optimal material flow on the fitting

Fig. Pressing collar SV54

Special hardening process

High degree of elastic force and expansion capability

Batch numbering and individual testing

Secures the high quality standard of material and press contour

Made of forged, highly resilient special steel

Suitable for all press machines with a constant, axial thrust of **32 - 34 kN** and compatible press jaw fixture

Long-term corrosion protection

Optimum for heavy-duty field operation

Fig. Intermediate jaw ZBS1

3-bolt synchronised mechanism

Synchronised run of the jaw lever enables the jaw to be opened with just one finger

Special hardening process

High degree of elastic force and expansion capability

Opening of the pressing collar up to 180° allowsassembling even in confined spaces

Closing the pressing collar

Gripping the pressing collar with intermediate jaws

Pressing collar sets include: Pressing collars according to the table, intermediate jaws ZBS1 (No.1000001126), plastic carrying case (No. 1500000782)

Model	Description	No.
Pressing collars Set SV in plastic carrying case	Press jaw ZBS1 / SV42 - 54	1000001501
Pressing collars Set M in plastic carrying case	Press jaw ZBS1 / M42 - 54	1000001500
Pressing collars Set TH in plastic carrying case*	Press jaw ZBS1 / TH40 - 50	1000000116
Press collars overview starting on	**115**	

* on request!

Press Jaws Standard Sets

ROTHENBERGER Press Jaws up to Ø 54 mm, in sturdy plastic carrying case

Made in Germany

Professional set combinations!

Variable and cost efficient

Universal for all ROTHENBERGER Press Jaws (Type Standard)

Various combinations possible

For example: 4 press jaws up to Ø 35 mm or 2 press jaws Ø 42 or 54 mm

Space for up to 6 Press Jaws

More than enough room for a complete press jaw system

Press Jaw sets include: Press Jaw according to chart, plastic case (No. 1500000782)

Model Ø mm		kg	No.
M 15 - 18 - 22 - 28 mm	1	9,3	015062X
M 42 - 54 mm (3-elemental Press jaw)	1	11,0	1000001502
SV 15 - 18 - 22 - 28 mm	1	9,3	015060X
SV 42 - 54 mm	1	9,5	015080X

Model Ø mm		kg	No.
G 16 - 20 - 26 - 32 mm	1	11,4	015068X
TH 16 - 20 - 26 mm	1	7,9	015063X
VP 16 - 20 - 25 - 32 mm	1	9,4	015072X
Plastic carrying case, empty	1		1500000782

5

System	Nominal size	Press Jaws Compact	Interchangeable Insert Compact Use only in combination with interchangeable jaws No. 014800X	Press Jaws Standard	Pressing Collars Standard Only to be used with intermediate jaw: ZBS1 No. 1000001126 for (SV, M, TH, U Ø 40, 42, 50, 63 mm), ZBS2 No. 1000000123 for (U Ø 75, 90, 110 mm)
A	Metal / NE-Metal				
	A1/2″	1000001503	—	015222X	
	A3/4″	1000001504	—	015223X	
	A1″	1000001505	—	015224X	
	A11/4″	—	—	015225X	
	A11/2″	—	—	015226X	
	A2″	—	—	015227X	
M	M12	015151X	—	015101X	
	M15	015152X	—	015102X	
	M18	015153X	—	015103X	
	M22	015154X	—	015104X	
	M28	015155X	—	015105X	
	M35	—	—	015106X	
	M42	—	—	1000001273	1000001391
	M54	—	—	1000001274	1000001392
V / SV	V/SV12	015261X	—	015211X	
	V/SV14	015269X	—	015219X	
	V/SV15	015262X	—	015212X	
	V/SV16	015260X	—	015220X	
	V/SV18	015263X	—	015213X	
	V/SV22	015264X	—	015214X	
	V/SV28	015265X	—	015215X	
	V/SV35	—	—	015216X	
	V/SV42	—	—	015217X	1000001393
	V/SV54	—	—	015218X	1000001394
R(H)	PEX / Multi-layer				
	R12	—	14863	015339X	
	R14	015370X	14864	015330X	
	R16	015371X	14865	015331X	
	R17	015378X	14866	015333X	
	R18	015379X	14867	015334X	
	R20	015374X	14868	015335X	
	R25	015380X	14707	015338X	
	R26	015376X	14708	015336X	
	R32	015377X	14709	015337X	

For more informations visit www.rothenberger.com

Overview Press Jaws

System	Nominal size	Press Jaws Compact	Interchangeable Insert Compact Use only in combination with interchangeable jaws No. 014800X	Press Jaws Standard	Pressing Collars Standard Only to be used with intermediate jaw: ZBS1 No. 1000001126 for (SV, M, TH, U Ø 40, 42, 50, 63 mm), ZBS2 No. 1000000123 for (U Ø 75, 90, 110 mm)
RFz	PEX / Multi-layer				
	RFz12	—	14822	1000000173	
	RFz16	015180X	14823	015161X	
	RFz18		1000000124		
	RFz20	015181X	14824	015162X	
	RFz25	015182X	14825	015163X	
	RFz26		1000000125		
	RFz32	015183X	14826	015164X	
TH	TH14	015395X	14842	015321X	
	TH16	015385X	14843	015322X	
	TH18	015398X	14844	015323X	
	TH20	015389X	14845	015324X	
	TH25	015399X	14846	015325X	
	TH26	015391X	14847	015326X	
	TH32	015393X	14848	015327X	
	TH40	015401X	—	015328X	1000000111
	TH50	—	—	—	1000000112
	TH63	—	—	—	1000000113
THG	THG32	1000000236	—	1000000235	
THT	THT32	015393H	—	015329X	
U	U14	015351X	14832	015311X	
	U16	015352X	14833	015312X	
	U18	015353X	14834	015313X	
	U20	015354X	14835	015314X	
	U25	015355X	14836	015315X	
	U32	015357X	14838	015317X	
	U40	015358X	—	015318X	1000000117
	U50	—	—	—	1000000118
	U63	—	—	—	1000000119
	U75	—	—	—	1000000120
	U90	—	—	—	1000000121
	U110	—	—	—	1000000122
RC	RC26	015277X	14837	015271X	
VP	VP14	015530X	14882	015230X	
	VP16	015531X	14883	015231X	
	VP20	015532X	14884	015232X	
	VP25	015533X	14885	015233X	
	VP32	015534X	14886	015234X	
BE	BE16	015291X	—	015392X	
	BE20	015292X	—	015394X	
	BE26	015293X	—	015396X	
	BE32	015294X	—	015397X	
CO	CO12	—	14852	—	
	CO16	—	14853	—	
	CO20	—	14854	—	
	CO25	—	14855	—	
G	G16	015362X	—	015302X	
	G20	015364X	—	015304X	
	G26	015366X	—	015306X	
	G32	015367X	—	015307X	
	G40	015368X	—	015308X	
HA	HA16	015580X	—	015280X	
	HA20	015581X	—	015281X	
	HA26	015582X	—	015282X	
	HA32	015583X	—	015283X	
	HA40	—	—	015284X	

For further informations visit www.rothenberger.com, [1] Only on request.

	Nominal size	Press jaws Compact No.	Press Jaws Pressliner and ROMAX® 3000 No.	Interchangeable Press Jaws Compact No. Use only in combination with interchangeable jaws No. 014800X	Anpro EN Series Stainless Steel, Carbon Steel	APE Raccordi a pressare	Bampi BALPEX (Serie MP)	Bampi BALPEX Gas	Blansol Sistema Easypress	Blansol Sistema Multipex	Bonomi Group Turbo Press, Turbo Press Gas	Broen Ballofix Pres	Chibro Adduzione / Gas, Como Galvlnized	Chibro Cunipress, Riscaldamento	CIMBERIO SpA Cimpress	CO.E.S. Coesklima	COMAP, Skin Press	Comisa Multi layer pipe	Conex B-Press Gas, Solar	Conex B-Press, INOX	DALPEX LaserMulti Dalpex	Emmeti Gerpex	EMPUR PEXPRESS	Eurotherm, MULTI-STRATO, Euro 2000
M	M12	015151X	015101X									●												
	M15	015152X	015102X									●	●	●	●									
	M18	015153X	015103X									●	●	●	●									
	M22	015154X	015104X									●	●	●	●									
	M28	015155X	015105X									●	●	●	●									
	M35		015106X									●	●	●	●									
	M42		1000001273																					
	M54		1000001274																					
V / SV	V12	015261X	015211X																	●				
	SV14	015269X	015219X																	●				
	SV15	015262X	015212X		●										●				●	●				
	SV16	015260X	015220X																	●				
	SV18	015263X	015213X		●										●				●	●				
	SV22	015264X	015214X		●										●				●	●				
	SV28	015265X	015215X		●										●				●	●				
	SV35		015216X		●										●				●	●				
	SV42		015217X		●															●				
	SV54		015218X		●															●				
G	G16	015362X	015302X																					
	G20	015364X	015304X																					
	G26	015366X	015306X																					
	G32	015367X	015307X																					
	G40	015368X	015308X																					
HA	HA16	015580X	015280X																					
	HA20	015581X	015281X																					
	HA26	015582X	015282X																					
	HA32	015583X	015283X																					
	HA40		015284X																					
R (H)	R12		015339X	14863																				
	R14	015370X	015330X	14864																				
	R16	015371X	015331X	14865						●														
	R17	015378X	015333X	14866																				
	R18	015379X	015334X	14867																				
	R20	015374X	015335X	14868						●														
	R25	015380X	015338X	14707						●														
	R26	015376X	015336X	14708																				
	R32	015377X	015337X	14709						●														
RFz	RFz12		1000000173	14822					●															
	RFz16	015180X	015161X	14823					●															
	RFz20	015181X	015162X	14824					●															
	RFz25	015182X	015163X	14825					●															
	RFz32	015183X	015164X	14826					●															
TH	TH14	015395X	015321X	14842		●	●	●			●						●				●		●	
	TH16	015385X	015322X	14843		●	●	●			●						●	●			●	●	●	●
	TH18	015398X	015323X	14844		●	●	●			●						●	●			●			
	TH20	015389X	015324X	14845		●	●	●			●						●	●			●	●	●	●
	TH25	015399X	015325X	14846																				
	TH26	015391X	015326X	14847		●	●	●			●						●	●			●	●	●	●
	TH32	015393X	015327X	14848			●				●							●			●		●	●
	TH40	015401X	015328X				●				●						●	●			●			
THG	THG32	1000000236	1000000235																					
THT	THT32	015393H	015329X																					
U	U14	015351X	015311X	14832																				
	U16	015352X	015312X	14833												●								
	U18	015353X	015313X	14834												●								
	U20	015354X	015314X	14835												●								
	U25	015355X	015315X	14836												●								
	U32	015357X	015317X	14838												●								
	U40	015358X	015318X													●								
RC	RC26	015277X	015271X	14837																				
VP	VP14	015530X	015230X	14882																				
	VP16	015531X	015231X	14883																				
	VP20	015532X	015232X	14884																				
	VP25	015533X	015233X	14885																				
	VP32	015534X	015234X	14886																				

5

For further informations visit www.rothenberger.com

ROTHENBERGER offers press jaws for a variety of press fitting / pipe systems on the market today.
The press contour of each particular system allows reliable pressing to approved standards.

Press Technology

Overview Press Jaws

	Nominal size	Press jaws Compact No.	Press jaws Pressliner and ROMAX® 3000 No.	Interchangeable Insert Compact Use only in combination with interchangeable jaws No. 014800X		Eurotubi Pressfitting System	F.B.Q. BARONIO,BQ pres	Frabo Frabopress C Steel, 316	Frabo MULTI-BRASS	FRÄNKISCHE, ALPEX F50	Gabo, Gabopress H+5	GAROS	Geberit Mapress Gas	Geberit Mapress Stainless	Geberit Mapress Copper Carbon steel,	Geberit Mepla	Giacomini Giacoflex, Goaco Therm	HAKA, Fimisol, HAKA-PRES, HAKA, GERODUR	Harden 2000, Polypex 2000	Henco PVDF	Herz pipefix	HIDROTEC KLIMATEC	Hitec Sistema, Multi-strato	IBP >B<Press Rotguss, Inox
M	M12	015151X	015101X										●	●	●									
	M15	015152X	015102X			●							●	●	●									
	M18	015153X	015103X			●							●	●	●									
	M22	015154X	015104X			●							●	●	●									
	M28	015155X	015105X			●							●	●	●									
	M35		015106X			●							●	●	●									
	M42		1000001273											●	●									
	M54		1000001274											●	●									
V / SV	V12	015261X	015211X					●																
	SV14	015269X	015219X				●	●																
	SV15	015262X	015212X				●	●																●
	SV16	015260X	015220X				●	●																
	SV18	015263X	015213X				●	●																●
	SV22	015264X	015214X				●	●																●
	SV28	015265X	015215X				●	●																●
	SV35		015216X				●	●																●
	SV42		015217X				●	●																●
	SV54		015218X				●	●																●
G	G16	015362X	015302X													●								
	G20	015364X	015304X													●								
	G26	015366X	015306X													●								
	G32	015367X	015307X													●								
	G40	015368X	015308X													●								
HA	HA16	015580X	015280X																					
	HA20	015581X	015281X																					
	HA26	015582X	015282X																					
	HA32	015583X	015283X																					
	HA40		015284X																					
R (H)	R12		015339X	14863																				
	R14	015370X	015330X	14864														●						
	R16	015371X	015331X	14865						●								●						
	R17	015378X	015333X	14866														●						
	R18	015379X	015334X	14867														●						
	R20	015374X	015335X	14868						●								●						
	R25	015380X	015338X	14707																				
	R26	015376X	015336X	14708						●								●						
	R32	015377X	015337X	14709						●								●						
RFz	RFz12		1000000173	14822																				
	RFz16	015180X	015161X	14823																				
	RFz20	015181X	015162X	14824																				
	RFz25	015182X	015163X	14825																				
	RFz32	015183X	015164X	14826																				
TH	TH14	015395X	015321X	14842					●		●	●					●		●	●	●		●	
	TH16	015385X	015322X	14843						●	●	●					●		●	●	●		●	
	TH18	015398X	015323X	14844							●						●		●	●	●		●	
	TH20	015389X	015324X	14845					●	●	●	●					●		●	●	●		●	
	TH25	015399X	015325X	14846							●										●			
	TH26	015391X	015326X	14847					●	●	●	●					●		●	●	●		●	
	TH32	015393X	015327X	14848					●	●	●	●									●		●	
	TH40	015401X	015328X								●										●			
THG	THG32	1000000236	1000000235														●							
THT	THT32	015393H	015329X																●					
U	U14	015351X	015311X	14832																				
	U16	015352X	015312X	14833					●	●												●		
	U18	015353X	015313X	14834																		●		
	U20	015354X	015314X	14835					●	●												●		
	U25	015355X	015315X	14836						●												●		
	U32	015357X	015317X	14838					●	●												●		
	U40	015358X	015318X															●						
RC	RC26	015277X	015271X	14837					●															
VP	VP14	015530X	015230X	14882																				
	VP16	015531X	015231X	14883						●														
	VP20	015532X	015232X	14884						●														
	VP25	015533X	015233X	14885						●														
	VP32	015534X	015234X	14886						●														

For further informations visit www.rothenberger.com

ROTHENBERGER offers press jaws for a variety of press fitting / pipe systems on the market today. The press contour of each particular system allows reliable pressing to approved standards.

	Nominal size	Press jaws Compact No.	Press jaws Pressliner and ROMAX® 3000 No.	Interchangeable Insert Compact Use only in combination with interchangeable jaws No. 014800X	IBP>B<PRESS, >B<PRESS GAS	IPA, IPANA-PRES	IPALPEX	IVAR MP / PMP	Jaraflex-presssystem	Jupiter, Heizsysteme	KE KELIT KELOX	KOHLER, InoxPress	LAVAGRUND, LAVAPRESS	Mair Heiztechnik, Go-mafix	Mark KG, polymark	MEGARO HAKAPRESS	MULTITHERM PRESSSY-STEM	Multitubo Giacomini	NEUTHERM, MEKU-PRESS	Nupi MultiNupi	Nussbaum Cupress, Op-tipress	Nussbaum CupressG	Nussbaum, Optiflex Plus	Oventrop, Cofit
M	M12	015151X	015101X																					
	M15	015152X	015102X									●												
	M18	015153X	015103X									●												
	M22	015154X	015104X									●												
	M28	015155X	015105X									●												
	M35		015106X									●												
	M42		1000001273																					
	M54		1000001274																					
V / SV	V12	015261X	015211X		●																			
	SV14	015269X	015219X		●																			
	SV15	015262X	015212X		●																●	●		
	SV16	015260X	015220X		●																			
	SV18	015263X	015213X		●																●	●		
	SV22	015264X	015214X		●																●	●		
	SV28	015265X	015215X		●																●	●		
	SV35		015216X		●																●	●		
	SV42		015217X		●																●			
	SV54		015218X		●																●			
G	G16	015362X	015302X																					
	G20	015364X	015304X																					
	G26	015366X	015306X																					
	G32	015367X	015307X																					
	G40	015368X	015308X																					
HA	HA16	015580X	015280X																					●
	HA20	015581X	015281X																					●
	HA26	015582X	015282X																					●
	HA32	015583X	015283X																					●
	HA40		015284X																					●
R (H)	R12		015339X	14863																				
	R14	015370X	015330X	14864					●					●		●								
	R16	015371X	015331X	14865				●	●					●		●			●					
	R17	015378X	015333X	14866					●							●								
	R18	015379X	015334X	14867				●	●							●								
	R20	015374X	015335X	14868				●	●					●		●			●					
	R25	015380X	015338X	14707																				
	R26	015376X	015336X	14708				●	●					●		●			●					
	R32	015377X	015337X	14709					●					●		●			●					
RFz	RFz12		1000000173	14822																				
	RFz16	015180X	015161X	14823																				
	RFz20	015181X	015162X	14824																				
	RFz25	015182X	015163X	14825																				
	RFz32	015183X	015164X	14826																				
TH	TH14	015395X	015321X	14842		●	●		●				●					●						
	TH16	015385X	015322X	14843		●	●	●	●				●		●		●	●						
	TH18	015398X	015323X	14844		●	●	●	●								●	●						
	TH20	015389X	015324X	14845		●	●	●	●				●		●		●	●						
	TH25	015399X	015325X	14846		●																		
	TH26	015391X	015326X	14847		●	●	●	●				●		●		●	●						
	TH32	015393X	015327X	14848		●			●				●		●									
	TH40	015401X	015328X			●	●		●				●											
THG	THG32	1000000236	1000000235															●						
THT	THT32	015393H	015329X				●																	
U	U14	015351X	015311X	14832																				
	U16	015352X	015312X	14833				●		●	●									●				
	U18	015353X	015313X	14834				●												●				
	U20	015354X	015314X	14835				●		●	●									●				
	U25	015355X	015315X	14836						●	●													
	U32	015357X	015317X	14838						●	●									●				
	U40	015358X	015318X							●						●			●	●				
RC	RC26	015277X	015271X	14837																●				
VP	VP14	015530X	015230X	14882																			●	
	VP16	015531X	015231X	14883																			●	
	VP20	015532X	015232X	14884																			●	
	VP25	015533X	015233X	14885																			●	
	VP32	015534X	015234X	14886																			●	

5

For further informations visit www.rothenberger.com

ROTHENBERGER offers press jaws for a variety of press fitting / pipe systems on the market today.
The press contour of each particular system allows reliable pressing to approved standards.

Overview Press Jaws

Nominal size	Press jaws Compact No.	Press jaws Pressliner und ROMAX® 3000 No.	Interchangeable Insert Compact Use only in combination with interchangeable jaws No. 014800X	PIPELIFE RADOPRESS	POLYSAN Press-System	Prandelli, MULTYRAMA	Raccorderie Metalliche Inoxpress, Steelpress	Raccorderie Metalliche, Aespres	Raccorderie Metalliche Inoxpress Gas	RIQUIERA A SERTIR	ROTH SISTEMA ROTHA-PRESS	Roth-Roth Rohrinstallati-onssysteme	Sanha 3fit-PRESS SYSTEM 14 mm - 63 mm	SANHA NiroSan Serie 9000, 17000 Gas, 18000, 19000	SANHA Press Serie 10000, 11000 Gas,12000, 13000	SANHA PURAPRESS Serie 8000	SANHA-NiroSan-Presssy-stem Chronimo	Simplex SiRoCon Cu / E	Simplex SiRoCon PPSU H	Simplex SiRoCon PPSU TH	SST-Rolltec Delphi-Press, STS Systemtechnik	THERMOVAL, THER-MOSMART	Tiemme, Cobrapress
M																							
M12	015151X	015101X							●					●	●	●		●					
M15	015152X	015102X					●	●	●					●	●	●	●	●					
M18	015153X	015103X					●	●	●					●	●	●	●	●					
M22	015154X	015104X					●	●	●					●	●	●	●	●					
M28	015155X	015105X					●	●	●					●	●	●	●	●					
M35		015106X					●	●	●					●	●	●	●	●					
M42		1000001273					●	●															
M54		1000001274					●	●															
V / SV																							
V12	015261X	015211X												●	●	●							
SV14	015269X	015219X												●	●	●							
SV15	015262X	015212X												●	●	●	●						
SV16	015260X	015220X																					
SV18	015263X	015213X												●	●	●	●						
SV22	015264X	015214X												●	●	●	●						
SV28	015265X	015215X												●	●	●	●						
SV35		015216X												●	●	●	●						
SV42		015217X															●						
SV54		015218X															●						
G																							
G16	015362X	015302X																					
G20	015364X	015304X																					
G26	015366X	015306X																					
G32	015367X	015307X																					
G40	015368X	015308X																					
HA																							
HA16	015580X	015280X																					
HA20	015581X	015281X																					
HA26	015582X	015282X																					
HA32	015583X	015283X																					
HA40		015284X																					
R (H)																							
R12		015339X	14863																				
R14	015370X	015330X	14864			●						●											
R16	015371X	015331X	14865			●													●				
R17	015378X	015333X	14866									●											
R18	015379X	015334X	14867			●																	
R20	015374X	015335X	14868			●						●							●				
R25	015380X	015338X	14707									●											
R26	015376X	015336X	14708			●													●				
R32	015377X	015337X	14709			●						●							●				
RFz																							
RFz12		1000000173	14822							●													
RFz16	015180X	015161X	14823							●													
RFz20	015181X	015162X	14824							●													
RFz25	015182X	015163X	14825							●													
RFz32	015183X	015164X	14826																				
TH																							
TH14	015395X	015321X	14842		●																●	●	●
TH16	015385X	015322X	14843	●	●						●		●							●	●	●	●
TH18	015398X	015323X	14844	●	●						●										●	●	●
TH20	015389X	015324X	14845	●	●						●		●							●	●	●	●
TH25	015399X	015325X	14846								●												
TH26	015391X	015326X	14847	●	●								●							●	●	●	●
TH32	015393X	015327X	14848	●	●								●							●	●	●	
TH40	015401X	015328X		●	●								●								●		●
THG																							
THG32	1000000236	1000000235																					
THT																							
THT32	015393H	015329X																					●
U																							
U14	015351X	015311X	14832																				
U16	015352X	015312X	14833																				
U18	015353X	015313X	14834																				
U20	015354X	015314X	14835																				
U25	015355X	015315X	14836																				
U32	015357X	015317X	14838																				
U40	015358X	015318X				●																	
RC																							
RC26	015277X	015271X	14837																				
VP																							
VP14	015530X	015230X	14882																				
VP16	015531X	015231X	14883																				
VP20	015532X	015232X	14884																				
VP25	015533X	015233X	14885																				
VP32	015534X	015234X	14886																				

For further informations visit www.rothenberger.com

ROTHENBERGER offers press jaws for a variety of press fitting / pipe systems on the market today.
The press contour of each particular system allows reliable pressing to approved standards.

Nominal size	Press jaws Compact No.	Press jaws Pressliner und ROMAX® 3000 No.	Interchangeable Insert Compact Use only in combination with interchangeable jaws No. 014800X	TIEMME, SERIE PA / PG	Tradesa Serie 700	Ulrich VARIOFLEX HAKA-PRESS,	UPONOR UNIPIPE, UNI-CORE, Airpipe	Valsir PEXAL	Vescal, Metalplast	VIEGA PROFIPRESS G	Viega Profipress Sanpress, Sanpress INOX	Viega sanfix FOSTA, P, PLUS	Viessmann	VSH X-Press Carbon Stainless, Copper	VSH SudoPress Carbon Stainless, Copper	VSH Skin Press	VSH Skin Press PPSU, Skin Press Gas	Watts MTR Art press	Wavin Aquatecnic Tigris	Wavin FUTURE 1/2, TIGRIS Alupex / Blue	WEFA PLASTIC, WEFA PRESS	Winkler	WKS-Press
M																							
M12	015151X	015101X		●										●									
M15	015152X	015102X		●										●									
M18	015153X	015103X		●										●									
M22	015154X	015104X		●										●									
M28	015155X	015105X		●										●									
M35		015106X		●										●									
M42		1000001273												●									
M54		1000001274												●									
V / SV																							
V12	015261X	015211X								●	●				●								
SV14	015269X	015219X								●	●												
SV15	015262X	015212X								●	●				●								
SV16	015260X	015220X								●	●												
SV18	015263X	015213X								●	●				●								
SV22	015264X	015214X								●	●				●								
SV28	015265X	015215X								●	●				●								
SV35		015216X								●	●				●								
SV42		015217X								●	●				●								
SV54		015218X								●	●				●								
G																							
G16	015362X	015302X																					
G20	015364X	015304X																					
G26	015366X	015306X																					
G32	015367X	015307X																					
G40	015368X	015308X																					
HA																							
HA16	015580X	015280X												●									
HA20	015581X	015281X												●			●						
HA26	015582X	015282X												●	●		●						
HA32	015583X	015283X													●		●						
HA40		015284X													●								
R (H)																							
R12		015339X	14863																				
R14	015370X	015330X	14864			●		●															
R16	015371X	015331X	14865			●		●													●		
R17	015378X	015333X	14866			●																	
R18	015379X	015334X	14867			●																	
R20	015374X	015335X	14868			●		●													●		
R25	015380X	015338X	14707																				
R26	015376X	015336X	14708			●		●													●		
R32	015377X	015337X	14709			●		●													●		
RFz																							
RFz12		1000000173	14822																				
RFz16	015180X	015161X	14823																				
RFz20	015181X	015162X	14824																				
RFz25	015182X	015163X	14825																				
RFz32	015183X	015164X	14826																				
TH																							
TH14	015395X	015321X	14842										●			●						●	●
TH16	015385X	015322X	14843		●								●			●	●	●				●	●
TH18	015398X	015323X	14844		●											●	●					●	
TH20	015389X	015324X	14845		●								●			●	●	●				●	●
TH25	015399X	015325X	14846		●																		
TH26	015391X	015326X	14847										●			●	●	●				●	●
TH32	015393X	015327X	14848		●								●					●				●	●
TH40	015401X	015328X											●			●						●	●
THG																							
THG32	1000000236	1000000235																					
THT																							
THT32	015393H	015329X														●							
U																							
U14	015351X	015311X	14832																				
U16	015352X	015312X	14833				●		●										●	●			
U18	015353X	015313X	14834				●		●											●			
U20	015354X	015314X	14835				●		●										●	●			
U25	015355X	015315X	14836				●		●										●	●			
U32	015357X	015317X	14838				●		●										●	●			
U40	015358X	015318X					●	●	●										●	●			
RC																							
RC26	015277X	015271X	14837																				
VP																							
VP14	015530X	015230X	14882									●											
VP16	015531X	015231X	14883									●											
VP20	015532X	015232X	14884									●											
VP25	015533X	015233X	14885									●											
VP32	015534X	015234X	14886									●											

For further informations visit www.rothenberger.com

ROTHENBERGER offers press jaws for a variety of press fitting / pipe systems on the market today.
The press contour of each particular system allows reliable pressing to approved standards.

ONE of 6.000

Premium tools for professionals!

6

Threading

System Overview Threading	124 - 125
Threading manual	126 - 129
Threading electric	130 - 144
Accessories Threading	145
Roll Grooving	146 - 147

Do you want to know more about our products? Please scan the QR-Code!

System Overview

Threader manual

	SUPER CUT Sets 1/2-1.1/4"	SUPER CUT Sets 3/8-1.1/4"	SUPER CUT Sets 3/8-2"	SANI KIT
Operation mode:	handed / manual	handed / manual	handed / manual	handed / manual
Working range:	1/2-1.1/4"	3/8-1.1/4"	3/8-2"	1/4-1.1/4"
Handle:	1 piece	2 pieces	3 pieces	2 pieces
Thread type:	BSPT-NPT	BSPT-NPT	BSPT-NPT	BSPT-NPT
Number of die heads:	4 pcs.	up to 5 pcs.	up to 7 pcs.	3 pcs.
Number of threading dies:	–	–	–	–
Power:	–	–	–	–
Weight:	5,1 kg	6,2 kg	11,4 kg	8,2 kg
Page	**126, 127**	**126, 127**	**126, 127**	**128, 129**

6

Threader electric

	SUPERTRONIC® 1250	SUPERTRONIC® 2000
Operation mode:	handed / electric	handed / electric
Working range:	1/4-1.1/4"	1/4-2"
Thread type:	BSPT-NPT	BSPT-NPT
Number of die heads:	4 pcs.	6 pcs.
Number of thread dies:	–	–
Power:	800 W	1.010 W
Weight:	12,8 kg	14,5 kg
Page	**130, 131**	**132, 133**

Threader stationary

	ROPOWER 50 R	SUPERTRONIC® 2SE
Operation mode:	stationary	stationary
Working range:	1/2-2"	1/2-2"
Thread type:	BSPT, NPT, BSPP, BSW, Metrical	BSPT, NPT, BSPP, BSW, BSW, Metrical
Number of die heads:	1 pcs.	1 pcs.
Number of thread dies:	2 pcs.	2 pcs.
Power:	1.150 W	1.150 W
Weight:	88,5 kg	68,5 kg
Page	**136, 137**	**138, 139**

Threader stationary

	SUPERTRONIC® 3 SE	SUPERTRONIC® 4SE	COLLINS CLASSIC 22	RHINO 4”
Operation mode:	stationary	stationary	stationary	stationary
Working range:	1/2-3”	1/2-4”	1/2-2”	1/2-4”
Thread type:	BSPT, NPT, BSPP, BSW, Metrical	BSPT, NPT, BSPP, BSW, Metrical	BSPT, NPT, BSPP, Metrical	BSPT, NPT, BSPP, Metrical
Number of die heads:	2 pcs.	2 pcs.	1 pcs.	2 pcs.
Number of thread dies:	3 pcs.	3 pcs.	2 pcs.	3 pcs.
Power:	1.700 W	1.750 W	1.800 W	2.800 W
Weight:	100 kg	120 kg	133 kg	216 kg
Page	**138, 139**	**138, 139**	**142, 143**	**142, 143**

6

Roll Grooving machines

	ROGROOVER 1-6”	Hand Roll Groover 1-12”	ROGROOVER 1-12”
Operation mode:	handed-electric / stationary	handed-manual / handed-electric	stationary
Working range:	1 - 6”	1 - 12”	1 - 12”
Threading machine:	SUPERTRONIC® 2000 / 2-4SE	SUPERTRONIC® 1250 / 2000	Motor
Wall thickness:	up to 10 mm	up to 10 mm	up to 10 mm
Pressure rollers included:	1 pcs.	1 pcs.	3 pcs.
Power:	1.010 W / max. 1.750 W	800 W / 1.010 W	1.500 W
Transportation frame:	– / –	–	optional
Weght:	14,5 kg / max. 134,5 kg	12,0 kg / max. 18,2 kg	175,0 kg
Page	**146**	**146**	**147**

SUPER CUT

Ratchet threader Ø 1/4 - 2”

For production of precise and reliable thread connections according to DIN EN 10226

Product Profile

APPLICATION AREA

For precision thread cutting of
BSPT right: Ø 1/4 - 2”

KEY FEATURES

- Slim, compact design with excellent overall size, ratchet angle of 22.5°
- Easy operation in hard-to reach places with the offset lever
- Convenient, lockable reversal of the ratchet direction
- Extremely long service life
- Simple insertion and removal of die heads
- Secure hold with retainer locking
- Perfect centering through the long pipe guide is ensured
- Optimised cutting geometry allows a gentle first cut and excellent chip discharge

Power optimisation with the offset hand lever!

Quick Change Die Heads

Secure hold
Positive octagonal universal drive with retainer locking

Fits all ROTHENBERGER Manual and Power Threaders
Simple insertion and removal of the die heads

Long lever
Optimum force transfer

Offset lever
Easy operation in hard-to-reach places

Quick adjustment
Convenient, lockable reversal of the ratchet direction

Precision Dies
Made of high quality tempered steel
Extremely long service life

SUPER CUT when working at the building site

With ratchet handle 1/4” - 2” the attachment of the 1/4” - 1.1/4” die head results with the use of the adaptor (No. 600011500)

Monoblock - adaptor (No. 600011500)

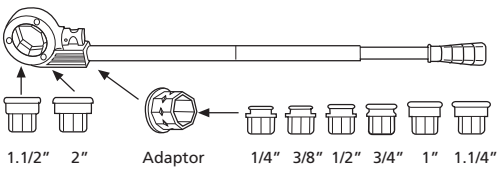

SUPER CUT – Sets Ø 3/8 - 1.1/4”

With ratchet handle (small octagonal drive, No. 070840X), die heads in plastic carrying case (No. 70780)

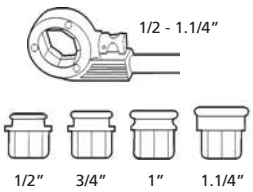

Lever arm No. 6240021

Model	Size	kg	No.
BSPT R	1/2” - 3/4” - 1” - 1.1/4”	5.1	070781X

SUPER CUT – Sets Ø 3/8 - 1.1/4”

With ratchet handle (small octagonal drive, No. 070840X), and die heads in plastic carrying case

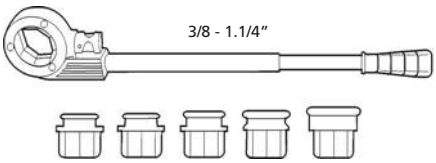

Lever No. 6000021

Model	Size	kg	No.
BSPT R	3/8” - 1/2” - 3/4” - 1” - 1.1/4”	6.2	070790X
BSPT R	1/2” - 3/4” - 1”	4.2	070780X

SUPER CUT – Sets Ø 3/8 - 2”

With ratchet handle (large octagonal drive, No. 71272), die head adaptor (No. 71273), die heads in plastic carrying case (No. 070928X)

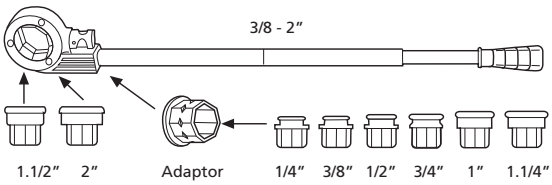

Model	Size	kg	No.
BSPT R	3/8”- 1/2”- 3/4”- 1”- 1.1/4”- 1.1/2”- 2”	11.4	070891X
BSPT R	1/2”- 3/4”-1”- 1.1/4”- 1.1/2”- 2”	10.8	070892X

ACCESSORIES

Description		
Die heads	1/4 - 2”	134
Dies	1/4 - 2”	134
Cutting fluid		135
Pipe roughing wrench		135



SANI KIT

Tool set in sturdy plastic carrying case

Ideal for repair and installation jobs requiring complete steel pipe processing

Professional!

Product Profile

APPLICATION AREA

Cutting:	up to Ø 1.1/4″
Thread cutting:	up to Ø 1″
Assembly, screwing, loosening, sealing of thread connections:	up to Ø 1.1/4″

KEY FEATURES

- Light and easy to use, always within reach
- Secure guiding of the cutter wheel on the pipe
- Reliable grip with the s-shaped jaw
- Firm grip even with heavy-duty use
- Long service life
- Precise thread cutting to approved standards
- Perfect alignment

Steel Pipe Cutter Super 1.1/4″

Wide rollers

Secure guiding of the cutter wheel on the pipe

Corner Pipe Wrench Super S

Slim, s-shaped jaw

Firm grip

SUPER CUT Ratchet Threader

With SUPER CUT ratchet handle 1.1/4″

Perfect alignment

Small outer octagon, BSPT R 1/2 - 3/4 – 1″

Precise thread cutting to approved standards

Water Pump Pliers Type SP

With heavy duty box joint, chrome vanadium steel, drop-forged, tempered

Long service life

Polished head and joint

Firm grip even with heavy-duty use

SANI KIT

Tool carrying case

Ideal for repair and installation jobs
requiring complete steel pipe processing

The ideal installation set!

SANI KIT when working at the building site with RONOL®

10-part set (No. 70600) includes: SUPER CUT ratchet threader 1.1/4" (No. 070840X), quick-change die heads BSPT R 1/2" (No. 070823X) - 3/4" (No. 070824X) - 1" (No. 070825X), steel pipe cutter SUPER 1.1/4" (No. 70040), water pump pliers type SP 10" (No. 70528), corner pipe wrench 1" (No. 070122X) as well as teflon tape (No. 855360), in plastic carrying case

Description	kg	No.
SANI KIT Tool set	8.2	70600

SUPER CUT Ratchet Arm

With offset adaptor

Direct seating for die heads	via adaptor for die heads	Handle	kg	No.
1/4" - 1.1/4"	-	2-piece	1.7	070840X
1.1/2" - 2" (no fig.)	1/4" - 1.1/4"	3-piece	2.5	71272



ACCESSORIES

Description	
Die heads 1/4 - 2"	134
Dies 1/4 - 2"	134
Cutting fluid	135
Pipe roughing wrench	135

SUPERTRONIC® 1250

Power threader Ø 1/4 - 1.1/4"

For quick and effortless production of precise and reliable thread connections to approved standards

Product Profile

APPLICATION AREA

For threading of

BSPT right:	Ø 1/2 - 1.1/4"
Optional: (not included in set)	Ø 1/4", 3/8"
NPT:	Ø 1/4 - 1.1/4"

KEY FEATURES

- Ideal for confined spaces (corners, shafts)
- Sturdy and light, even with heavy-duty use
- Compact gear housing with excellent overall size
- High power transmission, quiet running with long service life
- Tough, rugged and durable
- Weight reduction and easy handling

KEY FEATURES

- Die can be used in both directions (left, right)
- Stable speed by forward and reverse motion

TECHNICAL DATA

Threading speed:	15 - 20 min^{-1}
Rapid reverse speed:	27 min^{-1}
Performance:	800 Watt
Current:	230 V/110 V
Weight:	4.9 kg
Dimensions:	456 x 168 x 76 mm

6

Aluminium casing
Sturdy and light even with heavy-duty use

Compact gear housing
Gear housing with excellent overall size

Electric reverse
Weight reduction and easy handling

Suitable for field operation, small shaped head (11 cm)
Ideal for confined spaces (corners, shafts)

5-axle helical gear
High power transmission, quiet running and long service life

Fibreglass reinforced plastic gear housing
Tough, rugged and durable

Compact design, only 4.9 kg, ideal for portable operation

Small head shape (11 cm)

Pipe roughing

SUPERTRONIC® 1250 Set

Sets include: SUPERTRONIC® 1250 up to Ø 1.1/4″with forged pipe clamp (No. 71279), precision die heads complete in plastic carrying case (No. 995858100)

Small – Fast – Light (1/4 - 1. 1/4″)!

Pipe clamp

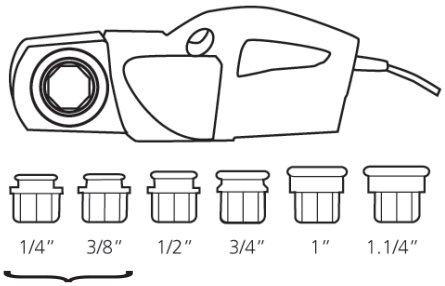

Fig. SUPERTRONIC® 1250 Set (No. 71450)

Model	Description	kg		230 V	110 V
SUPERTRONIC® 1250 Set	BSPT 1/2″ - 3/4″ - 1″ - 1.1/4″	14.5	1	**71450**	**71451**
SUPERTRONIC® 1250 Set	1/2 - 1.1/4″ NPT	13.0	1	**71454**	**71453**
SUPERTRONIC® 1250	with forged pipe clamp, without die heads	3.9	1	**71470**	
Pipe clamp for SUPERTRONIC® 1250	up to max. 1.1/4″	1.6	1	**71279**	**71279**

Helical gears for maximum power (800 watt)

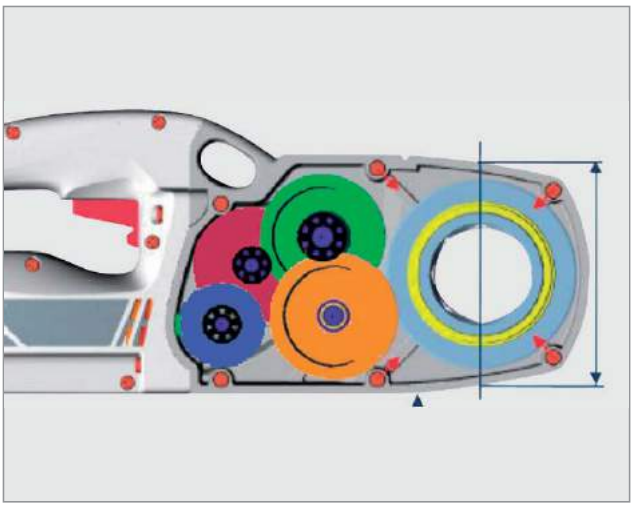

Steel pipe processing portable, fast and easy

ACCESSORIES

Description	
Die heads 1/4 - 2″	**134**
Dies 1/4 - 2″	**134**
Cutting fluid	**135**
Pipe roughing wrench	**135**

SUPERTRONIC® 2000

Power threader Ø 1/4 – 2”

For quick and effortless production of precise and reliable thread connections to approved standards

Product Profile

APPLICATION AREA

For threading of
BSPT right, BSPT left: Ø 1/4 - 2”
NPT: Ø 1/4 - 2”

High reduction gears with spur wheel teeth, induction tempered, 7 parallel gear shafts, each ball bearing mounted

High, consistent power transmission when fully loaded

Performance:
Strong 1010 W motor, double insulated with VDE and CEE, interference free for reliable long-term use

Threading speed:
15 - 25 min^{-1}, rapid reverse 60 min^{-1}
(4 x faster reverse with reverse drive)

Maintenance friendly with continuous lubrication

KEY FEATURES

- Secure grip in both turning directions with the hardened, interlocking prism pipe clamp
- Die heads are held firmly in place through direct seating with tension ring locking
- Off-set die head mounting allows for threading even close to walls
- Ideal for confined spaces (corners, shafts)
- User friendly work with the large mechanism for switching directions
- Reliable motor for long-term use

6

Performance: 1010 Watt!

Easy insertion of the die heads

Use with roll grooving tool ROGROOVER

ROFIX adaptor (No. 71271)

High reduction gears

SUPERTRONIC® 2000 Set

Sets include: SUPERTRONIC® 2000 with pipe clamp (No. 71280), ROFIX-Adaptor (No. 71271), and precision die heads, complete in plastic carrying case (No. 071274X)

Can also be used in combination with a roll grooving tool!

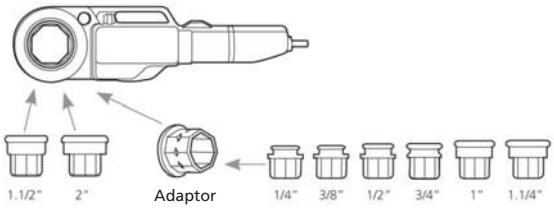

Fig. Similar, SUPERTRONIC® 2000 Set

Description	Model	kg		230 V	110 V
SUPERTRONIC® 2000 Set, BSPT R	1/2" - 3/4" - 1" - 1.1/4" - 1.1/2" - 2"	14.5	1	71256	71258
SUPERTRONIC® 2000 Set, NPT	1/2" - 3/4" - 1" - 1.1/4" - 1.1/2" - 2"	14.5	1	71257	71259
SUPERTRONIC® 2000	with forged pipe clamp, without die heads	6.8	1	71250	71251

Work in confined spaces

Die heads with the tripod universal workbench

ACCESSORIES

Description	
Die heads 1/4 - 2"	134
Dies 1/4 - 2"	134
Cutting fluid	135
Pipe roughing wrench	135

Precision Die Heads

With enlarged shaving discharge chambers

For faster threading, reinforced locking plate and precise die seating. Fits in ROTHENBERGER SUPERTRONIC® 1000, SUPERTRONIC® 1250, SUPERTRONIC® 2000 and SUPER CUT threaders

BSPT R	No.
1/4″	070821X
3/8″	070822X
1/2″	070823X
3/4″	070824X
1″	070825X
1.1/4″	070826X
1.1/2″	070842X
2″	070843X

NPT	No.
1/4″	070907X
3/8″	070908X
1/2″	070912X
3/4″	070913X
1″	070914X
1.1/4″	070915X
1.1/2″	070849X
2″	070850X

Threading Dies

Precision Threading Dies

- Gentle first cut, extremely long life, 4 pieces / pack
- Optimum results are achieved with original ROTHENBERGER thread cutting fluid

BSPT R	No.
1/4″	070831X
3/8″	070832X
1/2″	070833X
3/4″	070834X
1″	070835X
1.1/4″	070836X
1.1/2″	070869X
2″	070870X

NPT	No.
1/4″	070916X
3/8″	070917X
1/2″	070918X
3/4″	070919X
1″	070920X
1.1/4″	070921X
1.1/2″	070945X
2″	070946X

ROFIX Adaptor

Fits small external octagonal die heads from Ø 1/4″ up to 1.1/4″

- Easy insertion of the die head with tension ring locking

Tension ring locking

Description	kg	No.
ROFIX Adaptor with locking ring	0.8	71271

RONOL®

High-performance cutting oil

Product Profile

KEY FEATURES

- Excellent cooling and lubricating properties
- Durability of the threading die is increased considerably
- For perfect, clean threads
- Safe for skin contact
- Also suitable as cold lubrication when cutting metal

TECHNICAL DATA

Mineral oil basis
For threading of all materials including stainless steel
Emulsifying agent enables easy rinsing of the pipeline without unhealthy polychlorinated Biphenyl (PCB)

Mineral-based cutting oil is not permitted for drinking water installations - Please check your national regulations!

Model	Contents	kg		No.
RONOL® Spray can	600 ml	0.58	12	65008
RONOL® Canister	5 l	4.60	4	65010

RONOL® SYN

High-performance cutting fluid

DVGW CERT

Product Profile

KEY FEATURES

- Excellent cooling and lubricating properties
- Able to handle high pressure
- Longer life for the cutting tool
- Safe for skin contact
- Also suitable as cold lubrication when cutting metal

TECHNICAL DATA

No mineral oils, purely synthetic:
Developed and approved for drinking water and plumbing installations. DVGW tested.
100% water soluble, physiologically neutral, silicone-free: easily washable
Emulsifying agent enables easy rinsing of the pipeline
No build-up of shavings: Perfect cooling quality
Good corrosion protection: No rusting
Undiluted application
High polymer, without EP-additives such as sulphur, phosphorus or chlorine: increased cutting performance

Model	Contents	kg		No.
RONOL® SYN Spray can	600 ml	0.75	12	65013
RONOL® SYN Canister	5 l	5.20	4	65015

ROPOWER® 50 R

Portable compact threader Ø 1/4 - 2”

Quick and effortless production of precise and reliable pipe and bolt threads to approved standards

230 V | 110 V

Product Profile

APPLICATION AREA

Use on building sites, for repairs and service, industrial use and for installation work

For threading of:

BSPT right:	Ø 1/4 - 2”
NPT:	Ø 1/4 - 2”
BSPP:	Ø 1/2 - 2”
BSW:	Ø 3/8 - 2”
Metric:	Ø 10 - 24 mm

KEY FEATURES

- Quick and reliable threading, trimming, deburring, and grooving
- Effortless and comfortable transport with the light, navigable working carriage, which also serves as workbench
- Complete pre- and post-processing of pipe
- Easy to maintain machine design
- Die head Type R (automatic with integrated oil feed)
- Portable transport frame (standard)

TECHNICAL DATA

Performance:	1,150 Watt
Speed:	40 m^{-1}
Weight:	68 kg
Dimensions (L x W x H):	535 x 430 x 340 mm

Pre- and post-processing of pipe

Self-centering pipe cutter
Precise cuts

Internal deburrer, snap in, 3-blade
Burr-free work

Impact hammer chuck with maximal clamping-force
No pipe slippage

Self-centering rear chuck
Quick and precise alignment of the pipe

Original RIDGID[1)] threading dies can optionally be used!

Easy to maintain machine design

Motor double insulated in accordance with VDE
Safe operation

Stable high torque motor
Constant power transferral

Off-set spindle lubrication
Easy maintenance

Machine slightly angled
Reduced oil consumption, oil coating in pipe interior is avoided

Geared oil pump with filter system and adjustable fluid qualities
Constant oil flow quantities

Amply dimensioned large plastic shavings collection trough
Easy to clean

ROPOWER® 50 R

Scope of delivery: ROPOWER® 50 R, automatic die head 1/2" - 2" (No. 56052), SS dies BSPT 1/2"- 3/4" (No. 056370X), 1" - 2" (No. 056371X), safety foot switch (No. 56335), collapsible stand (No. 56051), tool

Transportation Frame

(Included in delivery)

Carriage with storage space and a mount for the foot switch

Clearly arranged work

Collapsible undercarriage

Comfortable transport

With 2 plastic wheels

High mobility

Safety foot switch (No. 56335)

Increased safety

Die Head Type R

Automatic die head with integrated oil feed

Long life of the die heads

Optimal lubrication and cooling of the die heads

Long life

Fig. Collapsible stand (No. 56051) included in delivery!

6

Automatic die head with integrated oil supply

High mobility

Thread roughing

Cost-effective production of grooves

Model	Volt		kg	No.
ROPOWER® 50 R with automatic die head:				
BSPT R 1/2 - 3/4", 1-2"	230 V	1	88.5	56050
BSPT R 1/2 - 3/4", 1-2"	110 V	1	88.5	56045
BSPP R 1/2 - 3/4", 1-2"	230 V	1	88.5	56057
Collapsible Stand ROPOWER® 50 R		1	19.2	56051
Spare cutting wheel (PANDA 40, PANDA 90, PISET 3 SG, Nr. 6 SC 2 S, 2 SE, 3 S, 3 SE, 4 S, 4 SE)		1	0.02	70074
Supporting bolt for transport frame (contents 4 pieces)			0.7	56049
Supporting legs (contents 4 pieces)			5.0	56488

ACCESSORIES

Description		No.
Cutting fluid	135	
Automatic die heads	140	
Dies	141	
NIPPLE MAX	145	
Pipe roughing wrench	145	56500
ROGROOVER 1-6"	146	56505

SUPERTRONIC® 2 SE / 3 SE / 4 SE

Compact threader Ø 1/4 - 4”

Reliable and proven for constant professional use

Can also be used in combination with a roll grooving tool!

Product Profile

APPLICATION AREA

- Ideal for portable and stationary threading in the workshop, on-site, for repairs and service, trade and industry, pipeline construction, as well as for sanitary and heating installations
- Universal application, with or without stand, i.e. on a workbench

For threading of:

BSPT right:	Ø 1/4 - 4”
NPT:	Ø 1/4 - 4”
BSPP:	Ø 1/2 - 4”
BSW:	Ø 3/8 - 2”
Metric:	Ø 10 - 36 mm
	Ø 10 - 24 mm (2 SE)

KEY FEATURES

- Universal die head seating (standard or automatic)
- Precise guiding of the die head
- Low-wear and precise guiding
- Fast axial alignment of the pipe
- No pipe slippage with impact hammer chuck
- Burr-free work

Internal deburrer, snap in, 3-blade

Burr-free work

Smooth action impact hammer chuck with maximal clamping force

No pipe slippage

Self-centering rear chuck

Axial alignment of the pipe

Working spindle with closed bearings on both sides

Low-wear and precise guiding

Modular system concept

Universal die head adaptor, optional in standard or automatic models

Dual-sided tool guide sled

Precise guiding of the die head

Sturdy oil pump with high flow power and adjustable fluid quantities, filter system integrated oil feed

Optimal lubrication and cooling

Tool / guide sled propulsion via turnstile

Finely controlled propulsion

Large shavings collection trough made of plastic

Easy to clean



Fig. SUPERTRONIC® 2 SE

Impact hammer chuck with inter-changeable clamping jaw, optimal clamping properties through flexible adjustment and broad support

Automatic die heads with quick adjustment of thread size automatic thread length, finely adjustable thread depth without recentering

Fig. Transport Frame for 3 and 4 SE (No. 57050)

SUPERTRONIC® 2 SE

Compact threader Ø 1/2 - 2”

Standard Die Head: 1/2 - 2” (No. 56156)
Automatic Die Head 1/2 - 2” (No. 56266)

230 V 110 V

TECHNICAL DATA

Motor strength:	1,150 Watt
Speed:	40 m^{-1}
Weight, with die heads:	68 kg
Dimensions (L x W x H):	535 x 430 x 340 mm

Scope of delivery: SUPERTRONIC 2 SE, automatic die head 1/2 - 2” (No. 56165) or automatic die head (No. 56266), SS threading dies 1/2 - 3/4” (No. 56003), 1 - 2” (No. 56007), safety foot switch (No. 56335), supporting legs (No. 56488), tool

SUPERTRONIC® 2 SE	kg	230 V	110 V
with Standard Die Head	68	56150	56120
BSPT R 1/2 - 3/4”, 1 - 2”			
with Automatic Die Head	68	56175	56125
BSPT R 1/2 - 3/4”, 1 - 2”			

SUPERTRONIC® 2 SE	No.
Deburrer without holder 2 SE	56198
Supporting legs (contains 4 pieces)	56488

SUPERTRONIC® 3 SE

Compact threader Ø 1/2 - 3”

Standard Die Head: 1/2 - 2” (No. 56156), 2 - 3” (No. 56104)
Automatic Die Head: 1/2 - 2” (No. 56266), 2.1/2 - 3” (No. 56288)

230 V 110 V

TECHNICAL DATA

Motor strength:	1,700 Watt
Speed:	33 m^{-1}
Weight, with die heads:	100 kg
Dimensions (L x W x H):	650 x 480 x 420 mm

Scope of delivery: SUPERTRONIC 3 SE, standard die heads 1/2 - 2” (No. 56156) or automatic die heads (56266), standard die head 2 - 3” (No. 56104) or automatic die head 2 1/2 - 3” (56288), SS threading dies 1/2 - 3/4” (No. 56003), 1 - 2” (No. 56007), SS threading dies 2 - 3” (No. 56006), SS threading dies 2 1/2 - 3” (No. 56489), safety foot switch (No. 56335), supporting legs (No. 56491), tool

SUPERTRONIC® 3 SE	kg	230 V	110 V
with Standard Die Head	100	56250	56253
BSPT R 1/2 - 3/4”, 1 - 2”, 2 - 3”			
with Automatic Die Head	100	56255	56254
BSPT R 1/2 - 3/4”, 1 - 2”, 2.1/2 - 3”			

SUPERTRONIC® 3 SE	No.
Deburrer without holder 3 SE	56199

SUPERTRONIC® 4 SE

Compact threader Ø 1/2 - 4”

SUPERTRONIC® 4 SE with Automatic Die Head

230 V 110 V

TECHNICAL DATA

Motor strength:	1,750 Watt
Speed:	22 / 50 m^{-1}
Weight, with die heads:	120 kg
Dimensions (L x W x H):	750 x 540 x 480 mm

Scope of delivery: SUPERTRONIC 4 SE, BSPT automatic die head 1/2 - 2” (No. 56266), BSPT automatic die head 2 1/2 - 4” (No. 56289), SS threading dies 1/2 - 3/4” (No. 56003), SS threading dies 1 - 2” (No. 56007), SS threading dies 2 1/2 - 4” (No. 56294), safety foot switch (No. 56335), supporting legs (No. 56489), tool,

SUPERTRONIC® 4 SE	kg	230 V	110 V
with Automatic Die Head	120	56465	56475
BSPT R 1/2 - 3/4”, 1 - 2”, 2.1/2 - 4”			
Deburrer Blade 4 SE		56200	
Transport Frame for 3 and 4 SE	25	57050	

Precision Die Heads

For machine types ROPOWER® 50 R, PANDA, PISET, SUPERTRONIC® 2 S, 2 SE, 3 S, 3 SE, 4 S, 4 SE

Product Profile

KEY FEATURES

Standard die heads

- Time saving with a simple and quick change of the threading dies
- User friendly with the locking positioning which eliminates complicated calibration
- Longer life of the dies with the integrated lubrication
- Guaranteed consistent cutting oil film on the pipe surface

Product Profile

KEY FEATURES

Automatic die heads

- Simple and clear operation with the quick-adjustment thread sizes
- Automatic adjustable thread length for serial production
- Flexible work: Each thread size offers individual fine adjustment of the thread depth without recentering dimension change

Please note the die heads do not include threading dies!

Precision Threading Dies

High material quality and precise workmanship) guarantee easy cutting, clean threads and extremely long service life with outstanding chip discharge. Manufactured from high-quality tempered steel. (only available in sets 4 or 5 pieces / pack)

For optimal threading results, use only with original ROTHENBERGER cutting fluid or cutting oil (see 135)!

Suitable for:

- **Conical pipe threads - NPT**
  Taper Pipe Thread: ASME B1.20.1
  External conical threads 1:16, 60° flank angle
- **Metric bolt threads - M**
  Metric threads: ISO 261, DIN 13
  Exterior threads, 60° flank angle
- **Conical pipe threads - BSPT**
  Whitworth pipe threads: ISO 7-1, DIN EN 10226 (DIN 2999)
  External conical threads 1:16, 55° flank angle
- **English bolt threads - BSW**
  British Standard Parallel Screw: Thread of Whitworth
  Form B.S.W, B.S 84: Exterior threads, 55° flank angle
- **Cylindrical pipe threads - BSPP**
  Whitworth pipe threads: ISO 228-1, DIN 259
  Exterior threads cylindrical, 55° flank angle

Overview Die Heads / Threading Dies

Die heads			Threading dies			ROPOWER® 50 R	SUPERTRONIC® 2 SE	SUPERTRONIC® 3 SE	SUPERTRONIC® 4 SE
Thread type	Size	No.	Size	No. SS-Steel	No. HSS-Steel stainl. steel/ Inox pipe				
Automatic die heads suitable for RIDGID[1] threading dies									
BSPT R	1/2 - 2″	56052	1/4-3/8″	56369	56379	●			
			1/2-3/4″	056370X	56380	●			
			1-2″	056371X	N/A	●			
NPT	1/2 - 2″	56053	1/4-3/8″	56372	N/A	●			
			1/2-3/4″	56373	N/A	●			
			1-2″	56374	N/A	●			
Automatic die heads suitable for ROTHENBERGER threading dies									
BSPT R	1/2-2″	56266	1/2-3/4″	56003	56235		●	●	●
			1- 2″	56007	56236		●	●	●
	2.1/2-3″	56288	2.1/2 - 3″	56291	56237			●	●
	2.1/2-4″	56289	2.1/2 - 4″	56294	56238				●
NPT	1/2-2″	56271	1/2-3/4″	56111	56180		●	●	●
			1-2″	56112	56181		●	●	●
	2.1/2-3″	56268	2.1/2- 3″	56295	56183			●	●
	2.1/2- 4″	56269	2.1/2- 4″	56296	56184				●
ROTHENBERGER standard / manual die heads									
BSPT R	1/4-3/8″	56153	1/4-3/8″	56001	56135	●	●	●	●
	1/2-2″	56156	1/2-3/4″	56003	56235	●	●	●	●
			1- 2″	56007	56236	●	●	●	●
	2- 3″	56104	2- 3″	56006	56121			●	●
	3.1/2- 4″	56032	3.1/2- 4″	56008	56122				●
NPT	1/4-3/8″	56118	1/4- 3/8″	56110	N/A	●	●	●	●
	1/2-2″	56156	1/2- 3/4″	56111	56180	●	●	●	●
			1-2″	56112	56181	●	●	●	●
	2.1/2-3″	56104	2.1/2″-3″	56114	N/A			●	●
BSPP	1/2-1.1/4″	56076	1/2-3/4″	56095	N/A	●	●	●	●
			1-1.1/4″	56096	N/A	●	●	●	●
	1.1/2-3″	56077	1.1/2- 2″	56097	N/A			●	●
			2.1/2-3″	56098	N/A			●	●
BSW	3/8-1″	56153	3/8″	56009	56161	●	●	●	●
			1/2″	56010	56162	●	●	●	●
			5/8″	56011	56163	●	●	●	●
			3/4″	56012	56164	●	●	●	●
			7/8″	56013	56165	●	●	●	●
			1″	56014	56166	●	●	●	●
	1.1/8-2″	56310	1.1/8-1.1/4″	56185	N/A	●	●	●	●
			1.1/2″	56186	N/A	●	●	●	●
			1.5/8-1.3/4″	56187	N/A	●	●	●	●
			1.7/8-2″	56188	N/A	●	●	●	●
Metric	10 - 24	56133	10	56081	56351	●	●	●	●
			12	56082	56352	●	●	●	●
			14 - 16	56083	56353	●	●	●	●
			18 - 22	56085	56355	●	●	●	●
			24	56088	56358	●	●	●	●
	27 - 36	56315	27	56189	N/A	●	●	●	●
			30 - 33	56190	N/A	●	●	●	●
			36	56191	N/A	●	●	●	●
ROTHENBERGER die heads and threading dies for plastic coated pipes									
BSPT R	1/2-2″	56266	1/2-3/4″	56002	N/A		●	●	●
			1-2″	56005	N/A		●	●	●
	1/2-2″	56156	1/2- 3/4″	56002	N/A	●	●	●	●
			1-2″	56005	N/A	●	●	●	●

1) RIDGID® is a registered trade mark of the Emerson Electric Co., St. Louis, USA

N/A: not available

COLLINS CLASSIC 22 / RHINO 4”

Stationary threader up to Ø 4”

Heavy-duty threading machine for professional mobile and stationary use

Product Profile

APPLICATION AREA

For the hardest, long term preparatory and serial production requirements in the workshop and on-site, in trade and industry, for pipeline construction as well as for sanitary and heating installations

For the threading of:

BSPT right:	Ø 1/2 - 4”
NPT:	Ø 1/2 - 4”
BSPP:	Ø 1/2 - 4”
Metric:	Ø 12 - 52 mm

KEY FEATURES

Standard Die Head

- Only one die head is needed to cut BSPT right / left, BSPP and metric thread types

Cost saving

- Easy to use with simple and quick change of dies

KEY FEATURES

Automatic Die Head

- Simple and clear operation, easy to use
- Versatile work with the adjustable auto thread length and thread depth
- Long service life with the HSS precision dies, with easy first cut
- Long life with the optimal cut geometry and outstanding chip discharge

TECHNICAL DATA

Powerful universal motor, runs R/L
Motor is double insulated in accordance with VDE
High working speed
With 6 brush motor for higher torque
Overload protection, security stop switch, over-run stop
Operational hour counter
Motor control light

SUPER GRIP Chucking System

Automatic quick grip chuck: R/L chucking, 4 double chucks at both front and rear of machine ensure that pipe is automatically gripped and centred with maximum gripping power

Centred and absolute no-slip grip

Precision pipe cutter, driven on both sides, with review panel, 5-blade deburrer

Precise cutting and deburring

Chuck jaws easy to exchange

Easy to maintain

Cooling / Lubrication

Central lubrication for spindle drive

Easy maintenance

Sturdy, largely dimensioned oil pump with integrated oil feed

Optimal cooling and lubrication

Large, well-positioned shavings collection trough

Easy to empty

Guide sled with rack-drive driven on both sides

Precise guiding

SUPER GRIP detailed view

SUPER GRIP pipe chuck system

COLLINS CLASSIC 22 A

Threading up to Ø 2”

Product Profile

TECHNICAL DATA

Performance:	1,800 Watt
Speed:	72 m^{-1}
Weight:	133 kg
Dimensions (L x W x H):	960 x 480 x 470 mm

With Collins SUPER GRIP Chucking System!

Scope of delivery: COLLINS CLASSIC 22 A Set with UNIQUAD die head 1/8 - 2” (No. 57015), HSS dies 1/2 - 3/4” (No. 57022), 1 - 2” (No. 57025), safety foot switch (No. 56335), tool, (without transport stand No. 57005)

Model	kg	230 V	110 V
with Standard Die Head	133	57070	57071

Model	kg	No.	Model	kg	No.
Deburrer up to 2”, conical, with 5 blades	1.20	57011	Replacement cutting wheel for pipe cutter	0.04	57010
Transport stand, full rubber tyres	24.20	57005	Safety foot switch, 230 V	2.36	56335

COLLINS RHINO 4” Set

Threader up to Ø 4”

Product Profile

TECHNICAL DATA

Performance:	2,800 Watt
Speed:	25 m^{-1}
Weight:	216 kg
Dimensions (L x W x H):	1,050 x 610 x 560 mm

With Collins SUPER GRIP Chucking System!

Scope of delivery: COLLINS RHINO 4” Set with UNIQUAD die head 1/8 - 2” (No. 57015), Quadmatic Die Head 2.1/2 - 4” (No. 57016) HSS dies 1/2 - 3/4” (No. 57022), 1 - 2” (No. 5.7025) , 2.1/2 - 4” (No. 57024), Safety foot switch, (No. 56335), tool (without transport stand No. 57105)

Model	kg	230 V
with Standard Head	216.00	57100
Transport stand, full rubber tyres	24.20	57105

ACCESSORIES

Description	kg		No.	Description	kg	No.
Safety foot switch, 230 V	2.36	145	56335	Pipe roughing wrench	1.15	56500
Cutting fluid		135		Deburrer up to 2”, conical with 5 blades	1.20	57011
High-performance die heads		144		Deburrer up to 4”, bladed with 2 blades	0.70	57111
Precision dies		144		Replacement cutting wheel for pipe cutter	0.04	57110
NIPPLE MAX		145		Transport stand, full rubber tyres	24.20	57105

High-Performance Die Heads

For CLASSIC 22 A and RHINO 4"

For pipe threads Ø 1/8 - 4" and for bolt threads Ø M 6 - M 52

Product Profile

KEY FEATURES

- Simple and quick change of Dies without complication calibration
- Automatic lubrication through the Die head guarantees constant cutting oil film on the pipe surface and a long life for the dies

Model UNIQUAD

Model QUADMATIC

Model AUTOMATIC

6

Die head thread type	Cutting range	also suitable for dies	AM 300 PR Standard	AM 300 PR Auto	COLLINS CLASSIC Standard	COLLINS RHINO Standard	kg	No.
BSPT UNIQUAD *	1/8 - 2"	BSPP 1/8 - 2" M 6 - M 52 mm	●	○	●	●	5.1	**57015**
BSPT QUADMATIC *	2.1/2 - 4"	BSPP 2.1/2 - 4"				●	17.9	**57016**
BSPT Automatic *	1/2 - 2"	BSPP 1/2 - 2"	○	●	○	○	4.8	**57017**
NPT UNIQUAD *	1/8 - 2"		○	○	○	○	4.9	**57018**
NPT Automatic *	1/2 - 2"		○	○	○	○	5.1	**57019**

○ = included ● = optional * = Threading dies not included

Precision Threading Dies

CLASSIC 22 A / RHINO 4" (only available in 4 pc. / set)

- Technically perfect, high material quality and precise workmanship guarantee easy cutting, clean threads and extremely long service life
- Optimised cutting geometry and outstanding chip discharge

Thread type size	Thread per inch	for die head	g	No.
HSS - Threading Dies, BSPT right with pivot				
1/8"	28	57015	660	**57020**
1/4 - 3/8"	19	57015	660	**57021**
1/2 - 3/4"	14	57015 + 57017	630	**57022**
1 - 2"	11	57017	590	**57025**
2.1/2 - 4"	11	57016	2,800	**57024**
HSS - Threading Dies, BSPT left				
1 - 2"	11	57015	590	**57082**
HSS - Threading Dies, NPT				
1/8"	27	57018	460	**57060**
1/4 - 3/8"	18	57018	460	**57061**
1/2 - 3/4"	14	57018 + 57019	460	**57062**
1 - 2"	11	57018 + 57019	460	**57063**
HSS - Threading Dies, BSPP				
1/8"	28	57015	460	**57030**
1/4 - 3/8"	19	57015	460	**57031**
1/2 - 3/4"	14	57015 + 57017	460	**57132**
1 - 2"	11	57015 + 57017	460	**57133**
2.1/2 - 3"	11	57016	2,300	**57134**
3.1/2 - 4"	11	57016	2,300	**57135**

Thread type size	Thread pitch	for die head	g	No.
HSS - Threading Dies, metric				
8 mm	1.25	57015	690	**57032**
10 mm	1.50	57015	670	**57033**
12 mm	1.75	57015	660	**57034**
14 mm	2.00	57015	650	**57035**
16 mm	2.00	57015	650	**57036**
18 mm	2.50	57015	640	**57037**
20 mm	2.50	57015	640	**57038**
22 mm	2.50	57015	590	**57039**
24 mm	3.00	57015	620	**57041**
27 mm	3.00	57015	600	**57042**
30 mm	3.50	57015	580	**57043**
33 mm	3.50	57015	580	**57044**
36 mm	4.00	57015	560	**57055**
39 mm	4.00	57015	560	**57045**
42 mm	4.50	57015	500	**57046**
45 mm	4.50	57015	450	**57056**
48 mm	5.00	57015	450	**57057**
52 mm	5.00	57015	450	**57058**

Pipe Supporting Column

Adjustable height, from 780 up to 1,200 mm with ball track. Maximum carrying capacity 120 kg

Model	Height / mm	kg	No.
For pipes up to 6"	780 - 1,200	5.8	56047

Replacement Safety Foot Switch

For all ROTHENBERGER threading machines

- Complies with industrial associations' safety and accident prevention requirements
- With oil-proof rubber cable and plug
- Foot switch should not be pushed all the way down (OFF-ON-OFF)

Model	kg	No.
3 step, with emergency stop switch, 230 Volt	2.5	56335

Pipe Roughing Wrench 3/8 - 2"

Wrench made of forged steel, with hardened rolls. Consistent, thread-saving roughing of the entire area



Model	L mm	kg	No.
Pipe Roughing Wrench	335	1.15	56500
Replacement roughing rolls (3 pc.)		0.30	56501

NIPPLE MAX

NIPPLE MAX Ø 1/2 - 2"

For the production of nipples and double nipples, grips short pipe lengths from within; hardened, sharpened gripping jaws. For all stationary threading machines, PANDA, PISET, ROPOWER and SUPERTRONIC.

- Recycling pipe scraps saves money, material and time
- Automatic quick grip of the pipe piece without the need for additional tools
- Pipes are gripped from within and centred: No damage to pipe piece

Set (No. 56056) includes: Nipple chuck 1/2" (No. 56060), 3/4" (No. 56061), 1" (No. 56062), 1.1/4" (No. 56063), 1.1/2" (No. 56064), steel carrying case (No. 26410)

Model	kg	No.
NIPPLE MAX Set		
1/2 - 3/4 - 1 - 1.1/4 - 1.1/2"	4.4	56056
Nipple chuck 1/2"	0.4	56060
Nipple chuck 3/4"	0.5	56061

Model	kg	No.
Nipple chuck 1"	0.7	56062
Nipple chuck 1.1/4"	0.8	56063
Nipple chuck 1.1/2"	0.9	56064
Nipple chuck 2"	1.2	56065

ROGROOVER 1 - 6”

Portable rolling groover for steel pipes up to Ø 6” (168 mm) for rapid rolling of grooves on standard and thin-walled steel pipes

Suitable for installations, sprinkler systems, larger heading units, industrial use and mining

Extremely light: 12 kg!

APPLICATION AREA

Standard and thin-walled steel pipes up to 6” (168 mm)
Light weight and compact design allows for use with the threaders:

SUPERTRONIC® 2000
SUPERTRONIC® 2 SE
SUPERTRONIC® 4 SE
ROPOWER® 50 R
SUPERTRONIC® 3 SE

KEY FEATURES

- Quick connection of pipes anywhere where welding isn’t allowed!
- Long life and little wear
- Easy to transport with the light-weight aluminium casing
- Adjustable and finely-controlled arrester for consistent groove depth
- Convenient, easy and time-saving operation

6

Model	kg		No.
ROGROOVER for SUPERTRONIC® 2000	14.5	1	56509
ROGROOVER for ROPOWER® 50 R, SC 2 SE, REX 2”	14.5	1	56505
ROGROOVER for SUPERTRONIC® 3 SE and REX 3”	14.5	1	56506
ROGROOVER for SUPERTRONIC® 4 SE	14.5	1	56507
ROGROOVER for Ridgid 300	16.0	1	56504
ROGROOVER for REX 4”	14.5	1	56508

Model	No.
Support rail 2”	56510
Support rail 3”	56511
Support rail 4”	56512
Seating adaptor SUPERTRONIC®	56514
Pressure roller set 1” for ROGROOVER	56521
Pressure roller set for ROGROOVER 1.1/4 - 1.1/2”	56522
Pressure roller set for ROGROOVER 2 - 6”	56523
Tripod workbench	70751

Hand Roll Groover 1 - 12”

Manageable and compact hand roll groover for producingof grooves on installed thin- and standard Steel pipes up to 12” (324 mm)

Suitable for installations, sprinkler systems, larger heating units, industrial use and mining.

APPLICATION AREA

For standard grooves on instelled pipes from 1 - 12”

KEY FEATURES

- For pipes from Ø 1“
- Quick connection of pipes anywhere where welding is not allowed!
- Easy transportation due to small dimension
- Adjustable and finely-controlled arrester
- ½“ ratchet for both adjustment

TECHNICAL DATA

Working range:	1 – 12“ (324 mm)
Pipe wall-thickness:	1 – 6“ SCHL10 + SCHL40
	4 – 6“ SCHL40
	8 – 12“ SCHL10
Weight:	12.0 kg
Depth gauge:	2 distance plates included
Dimensions:	195 mm x 210 mm x 210 mm

Application on tripod workbench

Fixture for stabiliser



Model	kg		No.
Hand Roll Groover 2 - 6“	12.0	1	1000000212
Roller-SET 1“	0.59	1	1000000720
Roller-SET 1.1/4 - 1.1/2“	0.62	1	1000000721
Roller-SET 2 - 6“	1.00	1	1000000850
Roller-SET 4 - 6“	2.48	1	1000000722
Roller-SET 8 - 12“	2.70	1	1000000723

ROGROOVER 1 - 12“

Electro-hydraulic rolling groover for steel pipes
Ø 1 - 12“ (33 - 324 mm) for rolling of grooves

Product Profile

APPLICATION AREA

Suitable for installations, sprinkler systems, larger heading units, industrial use and mining

KEY FEATURES

- Pressure rollers tooless adjustable due to revolver-button
- Safe working with foot switch and emergency stop switch, as lighting in workplace
- Reliable, powerful 1.500 Watt Motor
- Quick and fine adjustment for groovers and regulation

TECHNICAL DATA

Working Area:	1 - 12“ (60 - 324 mm)
Wall thickness of pipe:	3 - 10 mm
Weight:	175 kg
Dimensions:	685 x 474 x 960 mm
Voltage:	110 V-50 Hz, 230 V-50 Hz / 60 Hz
Power:	1.500 W
Torque:	36 r/min.
Max. working pressure:	27.750 N

3-way adjustment of the pressure rollers size

Drive shaft and meassuring tape in the delivery

Scope of delivery: ROGROOVER Machine 1 -12“, Pipe support stand, Drive shaft, 1 - 1.1/2“ and 8 - 12“, Diameter messuring tape

Model	kg		No.
ROGROOVER 1-12“, 230 V-50 Hz	175,0	1	1500001351
ROGROOVER 1-12“, 230 V-60 Hz	175,0	1	1500001352
ROGROOVER 1-12“, 110 V-50 Hz	175,0	1	1500001353

Description	kg		No.
Pipe support stand	33,00	1	1500001990
Diameter messuring tape	0,05	1	1500000134
Transport stand	25,00	1	57050

ONE of 6.000

Premium tools for professionals!

7

Soldering & Welding

System Overview Soldering & Welding	150 - 151
Cartridge Brazing	152 - 156, 158 - 159
Cartridge Soft-Soldering	156 - 157, 159, 165
Cylinder Brazing	160 - 164
Cylinder Soft-Soldering	166 - 167
Accessories Cylinder Brazing/-soft soldering	168
Electric Soft Soldering	169 - 170
Gas Welding	171 - 175
Three-Gas Welding	176 - 177
Accessories Soldering & Welding	178 - 187

Do you want to know more about our products? Please scan the QR-Code!

Cartridge Brazing

	SUPER FIRE 3	SUPER FIRE 4	POWER FIRE Compact	ROFIRE Swivel PRO Cyclone (Piezo)	ROFIRE Swivel PRO Twin
Soft Soldering:	up to Ø 35 mm	up to Ø 35 mm	up to Ø 28 mm	up to Ø 42 mm	up to Ø 64 mm
Brazing:	up to Ø 28 mm	up to Ø 28 mm	up to Ø 22 mm	up to Ø 18 mm	up to Ø 28 mm
Special application:	Shrinking, Removal of paint	Shrinking, Removal of paint	–	–	–
For use with:	MAPP®[1]-Gas, Maxigas 400, Multigas 300	MAPP®[1]-Gas, Maxigas 400, Multigas 300	MAPP®[1]-Gas, Maxigas 400, Multigas 300	MAPP®[1]-Gas [2], Maxigas 400[2], Multigas 300[2]	MAPP®[1]-Gas [2], Maxigas 400[2], Multigas 300[2]
Page	152, 153	154, 155	156	156	156

Cartridge Soft Soldering

Roofing & Sheet Metal Works

	ROFLAME PIEZO	ROFIRE (PIEZO), EASY FIRE	MULTI MOBILE	MULTI 300 Propane Soft Soldering kit	ROOFING-SET
Soft Soldering:	up to Ø 22 mm	up to Ø 22 mm	✓	✓	✓
Brazing:	–	up to Ø 15 mm	–	–	–
Special application:	–	–	Sheet metal working	Sheet metal working	Bonding of bituminous sheeting
For use with:	Supergas C200	Multigas 300	Multigas 110	Propane, Butane	Propane, Butane
Page	156	157	165	166	167

Cartridges

	MAPP®[1]-Gas	Maxigas 400	Multigas 300	C 200 Supergas	Multigas 110
Flame temperature:	up to 2.700 °C	up to 2.200 °C	up to 1.900 °C	up to 1.800 °C	up to 1.900 °C
Application:	Soft sodering & Brazing	Soft sodering & Brazing	Soft Soldering	Soft Soldering	Soft Sodering
Valve:	EU 7/16"	EU 7/16"	EU 7/16"	Piercable cartridge	EU 7/16"
Content:	750 ml / 415 g	600 ml / 352 g	600 ml / 338 g	314 ml / 190 g	110 ml / 60 g
Page	158	159	159	159	159

1) MAPP® is a registered trademark of the MESSER Group GmbH, Bad Soden

2) with safety adaptor 035648X

Brazing & Soft Soldering devices

	ROFLASH	RE 17	ALLGAS 2000 PS 0,5/2 Compact	ALLGAS MOBILE Pro	ROXY 400 L
Soft Soldering:	✓	✓	✓	✓	✓
Brazing:	✓	✓	✓	✓	✓
Welding:	0,2 - 14 mm	0,5 - 14 mm	0,2 - 5 mm	0,2 - 5 mm	0,5 - 2 mm
Cutting:	3-75 mm	12-100 mm	–	–	–
For use with:	Acetylene & Oxygen	Acetylene & Oxygen, Maxigas 400	Propane & Oxygen	MAPP®[1]-Gas & Oxygen	Maxigas 400 & Oxygen
Page	175	176	172	173	174

Cylinder Brazing & Soft Soldering

E-Soft Soldering

	AIRAC®	ROCOLT Handy Piezo	AIRPROP	TURBOPROP	ROTHERM 2000
Soft Soldering:	up to Ø 54 mm	up to Ø 70 mm	up to Ø 54 mm	up to Ø 54 mm	up to Ø 54 mm
Brazing:	up to Ø 35 mm	up to Ø 32 mm	up to Ø 22 mm	up to Ø 28 mm	–
Special application:	–	–	–	–	Soft soldering without flame
For use with:	Acetylene	Propane, Butane	Propane, Butane	Propane, Butane	230 V
Page	164	160, 161	162	163	169, 170

Cartridges & Cylinders

	Acetylene	Oxygen
Application:	Brazing, Welding, Cutting	Brazing, Welding, Cutting
Valve:	DIN 477-1	M 10x1 (One-way) / G 3/4" RH
Pressure:	19 bar	100 bar (One-way) / 200 bar
Content:	5 l, 10 l	930 ml (One-way) / 2 l, 5 l, 10 l
Page	178	178

Basic — Soft Soldering up to 450°C

Hot — Brazing 450°C - 1100°C

Max — Gas Welding > 1100°C

7

1) MAPP® is a registered trademark of the MESSER Group GmbH, Bad Soden

SUPER FIRE 3

Ergonomic HEAVY-DUTY brazing unit up to Ø 28 mm

For soft soldering, brazing and other applications such as removal ofpaint or shrinking of hoses

Product Profile

APPLICATION AREA

Brazing:	up to Ø 28 mm (with flame reflector in a wind protected environment)
Soft soldering:	up to Ø 35 mm

KEY FEATURES

- Rapid heat-up, less consumption!
- Long service life
- "Twist 'N' Load" system (5 different nozzles available)
- Precise flame adjustment
- Up to 2.5 hours of brazing with one cartridge

KEY FEATURES

- Even more comfortable for longer jobs
- Reliable Piezo ignition (up to 30,000 ignitions)
- Double the safety because there is no gas leakage without locked nozzle (Piezo ignition)

TECHNICAL DATA

Coupling:	7/16" EU
Handle:	Aluminium, bolted
Burner:	Brass / stainless steel

SUPER FIRE 3 Nozzles

Quick exchange with the "Twist 'N' Load" system

„Twist ‚N' Load"



Brazing in gas installation



High flame temperature through cyclone swirl



Brazing in aircon and refrigeration

1) MAPP® is a registered trademark of the MESSER Group GmbH, Bad Soden

Pin-point Nozzle (460 °C):

(No. 35455)

For fine soldering; precise and stable flame

Standard Nozzle (700 °C):

(No. 35456)

For soft soldering and other jobs with lower heat application; precise, powerful and stable flame

Cyclone Nozzle (950 °C):

(No. 35457)

For hand and soft soldering with an efficient swirl flame (allows pipe to heat up evenly)

Hot air Nozzle (400 °C):

(No. 35458)

For the removal of paint and for shrinking work up to approx. 80 mm diameter; wind-stable, powerful current of hot air

Shrinking Nozzle (720 °C):

(No. 35459)

For shrinking up to ø 300 mm and for heating; powerful, wind-stable soft flame

SUPER FIRE 3 HOT BOX

KEY FEATURES

- The ideal service kit
- For repairs, heating installations and refrigeration / air-conditioning technology

5 part set (No. 35490) includes: handle (No. 35445), cyclone nozzle (No. 35457), pin-point nozzle (No. 35455), flame reflector (No. 31043), universal torch support (No. 35461), 2 x MAPP®1) gas cartridges (No. 035551-A), carrying case (No. 30898)

Model			No.
SUPER FIRE 3 HOT BOX	1	4	35490

SUPER FIRE 3 Basic Set

Set (No. 35436) includes:
handle (No. 35445), cyclone nozzle (No. 35457)

SUPER FIRE 3 MAPP®1) Set

Set (No. 35432) includes:
handle (No. 35445), cyclone nozzle (No. 35457), MAPP®1) gas cartridge (No. 035551-A)

No. 035648X

When placing your order, remember to order the universal torch support (No. 35461) for stationary soldering, too!

Model			No.
SUPER FIRE 3 Basic Set	1	4	35436
SUPER FIRE 3 MAPP®1) Set	1	10	35432
SUPER FIRE safety adaptor 7/16" to 1"	1	1	035648X

No. 35436

No. 35432

ACCESSORIES

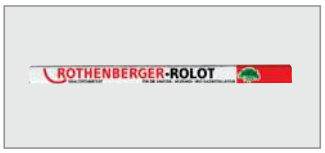

Model		Model	
Welding blanket	181	External brush for copper pipe	181
Internal brush for copper pipe	181	ROVLIES®	181
Solder	183 - 187	Soft-soldering paste ROSOL	183

1) MAPP® is a registered trademark of the MESSER Group GmbH, Bad Soden

SUPER FIRE 4

Ergonomic Brazing Unit

For brazing up to Ø 28 mm and soft soldering up to Ø 35 mm as well as other applications such as removal of paint or shrinking of hoses

Product Profile

APPLICATION AREA

Brazing:	up to Ø 28 mm (with flame reflector in a wind protected environment)
Soft soldering:	up to Ø 35 mm

KEY FEATURES

- Rapid heat-up, less consumption!
- "Twist 'N' Load" system (5 different nozzles available) – exchange of the nozzle with only one movement
- Precise flame adjustment
- Improved Fine regulation mechanism for one-handed-operation

KEY FEATURES

- Reliable Piezo ignition (up to 30,000 ignitions)
- Double the safety because there is no gas leakage without locked nozzle (Piezo ignition)
- Longer handle for an even more stable positioning of the Cartridge

TECHNICAL DATA

Coupling:	7/16" EU
Handle:	Aluminium, rubberized
Burner:	Brass / Stainless steel

Nozzle with swirl flame
Rapid heat-up, less use!

Fast "Twist 'N' Load" system
Exchange of the nozzle with one movement (5 different nozzles available)

Optimized fine regulating valve
Precise flame adjustment, faster opening and closing

Elaborately manufactured brass / stainless steel design
Long service life

Dual safety
Only ignites if torch has been securely locked

Ergonomically designed handle
Robust, light and slipfree through rubberized surface

High Performance Piezo
Reliable (up to 30,000 ignitions)

Locking button
Continual use with only one hand

✔ Safe
✔ Fast
✔ Reliable

Brazing in aircon and refrigeration



High flame temperature through cyclone swirl



Brazing in aircon and refrigeration

1) MAPP® is a registered trademark of the MESSER Group GmbH, Bad Soden

Pin-point Nozzle (460 °C):

(No. 35455)

For fine soldering; precise and stable flame

Standard Nozzle (700 °C):

(No. 35456)

For soft soldering and other jobs with lower heat application; precise, powerful and stable flame

Cyclone Nozzle (950 °C):

(No. 35457)

For hand and soft soldering with an efficient swirl flame (allows pipe to heat up evenly)

Hot air Nozzle (400 °C):

(No. 35458)

For the removal of paint and for shrinking work up to approx. 80 mm diameter; wind-stable, powerful current of hot air

Shrinking Nozzle (720 °C):

(No. 35459)

For shrinking up to ø 300 mm and for heating; powerful, wind-stable soft flame

SUPER FIRE 4 HOT BOX

KEY FEATURES

- The ideal service kit
- For repairs, heating installations and refrigeration / air-conditioning technology

5 part Set (No. 1000001264) includes: handle (No. 1500001354), cyclone nozzle (No. 35457), pin-point nozzle (No. 35455), flame reflector (No. 31043), universal torch support (No. 35461), 2 x MAPP®1) gas cartridges (No. 035551-A), Carrying case (No. 1500001493), Inlay (No. 1500001491)

Model			No.
SUPER FIRE 4 HOT BOX	1	4	1000001264

SUPER FIRE 4 Basic Set

Set (No. 1500001355) includes:
handle (No. 1500001354), cyclone nozzle (No. 35457)

SUPER FIRE 4 MAPP®1) Set

Set (No. 1000001263) includes:
handle (No. 1500001354), cyclone nozzle (No. 35457), MAPP®1) gas cartridge (No. 035551-A)

No. 035648X

When placing your order, remember to order the universal torch support (No. 35461) for stationary soldering, too!

Model			No.
SUPER FIRE 4 Basic Set	1	4	1500001355
SUPER FIRE 4 MAPP®1) Set	1	10	1000001263
SUPER FIRE Safety adaptor 7/16″ on 1″	1	1	035648X

No. 1500001355

No. 1000001263

ACCESSORIES

Model		Model	
Welding blanket	181	External brush for copper pipe	181
Internal brush for copper pipe	181	ROVLIES®	181
Solder	183 - 187	Soft-soldering paste ROSOL	183

POWER FIRE Compact

PROFESSIONAL brazing- Ø 22 mm and soft soldering unit up to Ø 28 mm

APPLICATION AREA

Coupling: 7/16" EU
Brazing: up to Ø 22 mm
Soft soldering: up to Ø 28 mm



KEY FEATURES

Characteristics

- With Piezo ignition button
- For use in all positions (MAPP®[1]) Gas)
- Compact and 45% lighter (compared to POWER FIRE)

Model	No.
POWER FIRE Compact set (torch, MAPP®[1]) Gas)	35424
POWER FIRE Compact, EU-handle	30813

No. 35424

ROFIRE Swivel PRO Piezo Cyclone

Cyclone burner with Piezo ignition

Coupling: 1" US
Brazing: up to Ø 18 mm
Soft soldering: up to Ø 42 mm

Model	No.
ROFIRE SWIVEL PRO Cyclone Piezo US	35016

ROFIRE Swivel PRO Cyclone

Cyclone burner

Coupling: 1" US
Brazing: up to Ø 18 mm
Soft soldering: up to Ø 42 mm

Model	No.
ROFIRE SWIVEL PRO Cyclone US	35014

ROFIRE Swivel PRO Twin

Twin cyclone burner

Coupling: 1" US
Brazing: up to Ø 28 mm
Soft soldering: up to Ø 64 mm

Model	No.
ROFIRE SWIVEL PRO Twin US	35012

ROFLAME PIEZO

CLASSIC soft soldering unit Ø 22 mm

APPLICATION AREA

Coupling: Pluggable cartridge
Soft soldering: up to Ø 22 mm



KEY FEATURES

- High-performance torch with stable, ergonomic handle, including Piezo ignition and fine flame adjustment
- Comfortable one-handed use and secure storage surface
- Piezo Ignition
- Precise adjustment of the flame
- Exchangeable torch nozzles in case of repair is needed

Model	g	No.
ROFLAME PIEZO 1800 °C (w/o gas cartridge C 200)	750	35419

1) MAPP® is a registered trademark of the MESSER Group GmbH, Bad Soden

Disposable gas cartridges can be found on pages 158 - 159

ROFIRE®

ECONOMY soft soldering unit up to Ø 22 mm

APPLICATION AREA

Coupling: 7/16" EU
Brazing: up to Ø 15 mm
Soft soldering: up to Ø 22 mm

KEY FEATURES

- Torch with integrated support bracket
- Precise adjustment of the flame with the fine adjustment valve
- Exchangeable torch nozzles in case of repair is needed

Model	g	No.
ROFIRE® 1800 °C set (torch, Multigas 300)	760	35428
ROFIRE® 1800 °C handle	240	35506

ROFIRE® PIEZO

CLASSIC soft soldering unit Ø 22 mm

Powerful soldering unit for CU-brazing joints up to Ø 15 mm and soft soldering up to Ø 22 mm

APPLICATION AREA

Coupling: 7/16" EU
Brazing: up to Ø 15 mm
Soft soldering: up to Ø 22 mm

KEY FEATURES

- Piezo Ignition
- Precise adjustment of the flame
- Torch head with integrated support bracket
- Exchangeable torch nozzles in case of repair is needed

Model	g	No.
ROFIRE® PIEZO set (torch, Multigas 300)	760	35429
ROFIRE® PIEZO handle	250	35556

EASY FIRE

ECONOMY soft soldering up to Ø 22 mm

High performance torch with Piezo ignition

APPLICATION AREA

Coupling: 7/16" EU
Brazing: up to Ø 15 mm
Soft soldering: up to Ø 22 mm



KEY FEATURES

- Piezo ignition
- Precise adjustment of the torch flame
- Suitable for Multigas 300

Model	g	No.
EASY FIRE set (torch, Multigas 300)	730	35553
EASY FIRE torch without gas	260	35552

Disposable gas cartridges can be found on pages 158 - 159

MAPP®1) Gas

Special gas mix for high-performance soldering work

Flame temperatures up to 2,700 °C and 35 % faster than propane

Hot

Product Profile

KEY FEATURES

- Extremely high flame temperature, utmost burning performance and guaranteed short working times
- Guaranteed constant top torch performance

KEY FEATURES

- Easy to use
- Increased user safety through the sandwich valves and aluminium mono-block cylinder
- Longer periods of use

7/16" Sandwich valve

Increased safety

EU 7/16"

Contains no BUTADIEN

Poses no health risks

Less weight compared to conventional steel cylinders (228g empty)

Easy to use

ROTHENBERGER MAPP®1) Gas is produced in ultra-modern filling plants and processor-controlled batching systems

Guaranteed constant top torch performance

MAPP®1) monoblock aluminium cylinder

Special gas mixture with outstanding flame characteristics

Extreme flame temperatures, utmost torch performance and guaranteed short working times

TÜV tested gas cartridge (drawn from solid material)

Increased safety for the user

Burns approx. 1/3 longer than propane

Up to 2.5 hours of use

Fig. MAPP®1) Gas

Model	Contents		No.
MAPP®1) gas cartridge	750 ml	12 / 360	035551-A
Languages: DE, GB, FR, ES, IT, PT			
MAPP®1) gas cartridge	750 ml	12 / 360	035551-B
Languages: DK, NL, SE, FI, FR, RUS			
MAPP®1) gas cartridge	750 ml	12 / 360	035551-C
Languages: CZ, PL, HU, BG, TR, RO			
Burners can be found starting on			**152**

1) MAPP® is a registered trademark of the MESSER Group GmbH, Bad Soden

Packaging Profile

Model	MAPP®1) Gas
No.	035551-A
EAN Code	4004625355510 (A)
Product size (mm) (W x H)	80 x 285
Contents (ml)	750
Weight (g)	415
Unit per PU	12
PU per layer / palette	8
Layer per palette	3
Units per palette	288
Number of palettes per truckload	60
Units per truckload	17,280
Palette weight (kg)	241
Palette size (mm) (L x W x H)	800 x 1.200 x 1.000
Carton size (mm) (L x W x H)	320 x 295 x 250

Maxigas 400

Hot

High-performance welding, cutting and brazing gas for flame temperatures up to 2,200 °C. Gas cartridge with 7/16" EU coupling thread

Model	Maxigas 400
No.	035570-A/-B
EAN Code	4004625355701 (A)
Product size (mm) (W x H)	65 x 260
Contents (ml)	600
Weight (g)	352
Unit per PU	24
PU per layer / palette	9
Layer per palette	3
Units per palette	648
Number of palettes per truckload	60
Units per truckload	38,880
Palette weight (kg)	195
Palette size (mm) (L x W x H)	800 x 1.200 x 1.000
Carton size (mm) (L x W x H)	405 x 272 x 264

Multigas 300

Basic

Propane / butane gas mixture for flame temperatures up to 1,900 °C. Gas cartridge with 7/16" EU coupling thread

Model	Multigas 300
No.	035510-A/-B
EAN Code	4004625355107 (A)
Product size (mm) (W x H)	65 x 260
Contents (ml)	600
Weight (g)	332
Unit per PU	24
PU per layer / palette	9
Layer per palette	3
Units per palette	648
Number of palettes per truckload	60
Units per truckload	38,880
Palette weight (kg)	191
Palette size (mm) (L x W x H)	800 x 1.200 x 1.000
Carton size (mm) (L x W x H)	405 x 272 x 264

Multigas 110

Basic

Gas cartridges for flame temperatures up to 2.100 °C, suitable for MULTI MOBILE soft soldering unit. The special construction allows 360°-overhead operation. With EU-coupling 7/16"

Model	Multigas 110
No.	1500000459
EAN Code	4004625378977
Product size (mm) (W x H)	45 x 150
Contents (ml)	110
Weight (g)	60
Unit per PU	12
VPE prer layer / palette	30
Layer per palette	5
Units per palette	1.800
Number of palettes per truckload	60
Units per truckload	108.000
Palette weight (kg)	198
Palette size (mm) (L x W x H)	800 x 1.200 x 1.000
Carton size (mm) (L x W x H)	185 x 140 x 160

Supergas C 200 TSS

Basic

Pierceable butane cartridge with propane contents, also for working at low temperatures. Manufactured according to new EN 417:2012, with integrated Top Safe System (TSS). This system prevents uncontrolled gas leakage when accidentally disconnecting it from the device.

Model	C 200 TSS
No.	035901-A/-B
EAN Code	4004625390627 (A)
Product size (mm) (W x H)	90 x 95
Contents (ml)	330
Weight (g)	190
Unit per PU	36
VPE pro Lage / Palette	9
Layer per palette	3
Units per palette	972
Number of palettes per truckload	60
Units per truckload	58.320
Palette weight (kg)	350
Palette size (mm) (L x W x H)	800 x 1.200 x 1.180
Carton size (mm) (L x W x H)	360 x 275 x 280

ROCOLT HANDY PIEZO Set

Professional brazing system with quick-change torch

Three torch nozzles for different applications

Product Profile

APPLICATION AREA

Brazing:	up to Ø 18 mm
Soft soldering:	up to Ø 32 mm
Warming-up:	up to Ø 60 mm

KEY FEATURES

- Three torch nozzles for different applications
- Reliable PIEZO ignition for up to 30,000 ignitions
- Increased safety with the hose failure protection

KEY FEATURES

- No twisting of the hose, work in any position
- Tool-free nozzle exchange with the fast "Twist 'N' Load" system

TECHNICAL DATA

Coupling:	G 3/8" LH
Handle:	Plastic, with screws
Burner:	Brass / stainless steel



PIEZO ignition

Application with flame reflector

Brazing

Soft soldering

ROCOLT HANDY PIEZO Set

8-part set (No. 35390) includes: ROCOLT handle (No. 35395), standard torch 19 mm (No. 35378), cyclone torch 19 mm (No. 35398), pressure reducer including rotatable hose failure protection (No. 35356), propane hose 3 m (No. 35383), flame reflector 65 mm (No. 31043), ROVLIES® (No. 45268), plastic carrying case (No. 30898)



Model	kg	No.
ROCOLT HANDY PIEZO Set	1.5	35390
ROCOLT HANDY Handle	0.3	35395

ROCOLT HANDY PIEZO Standard Torch

Standard torch with extremely short, bundled flame for low consumption. Ideal burner for brazing, soft soldering, warming up, annealing, hardening, etc.

ROCOLT HANDY PIEZO Cyclone Torch

Cyclone torch with optimum enveloping flame aspect when soldering pipes and fittings. Ideal burner for brazing, soft soldering, warming up, annealing, hardening, etc.



Model	Torch Ø mm	g	No.
PIEZO Standard Torch	19	150	35378

Model	Torch Ø mm	g	No.
PIEZO Cyclone Torch	14	180	35397
PIEZO Cyclone Torch	19	150	35398
PIEZO Cyclone Torch	25	180	35399

ACCESSORIES

Model		Model	
Welding blanket	181	External brush for copper pipe	181
Internal brush for copper pipe	181	ROVLIES®	181
Solder	183 - 187	Soft-soldering paste ROSOL	183

AIRPROP®

Propane high-performance torches for brazing up to Ø 22 mm and soft soldering up to Ø 54 mm

For brazing and soft soldering of copper and steel pipes up to **2,000 °C** without oxygen, as well as warming up, shrinking and flame cleaning

Product Profile

KEY FEATURES

- Bundled, concentrated and hot flame with the built-in gas turbine in brazing torch
- Absolutely gas-tight with the optimised valve technology
- Gas-saving operation with the smooth-running economy valve
- Fast burner exchange without tools

TECHNICAL DATA

Self-induced air:	Turbine and combustion chamber
Torch:	Surface treated, chromed brass
Hose coupling:	G 3/8" LH

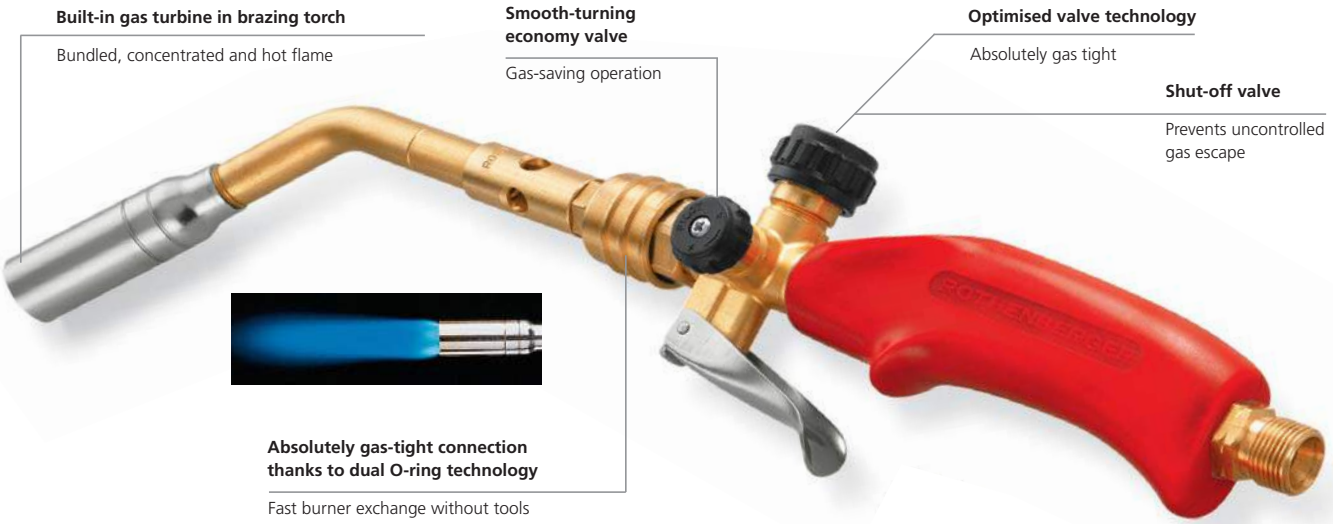

No. 31092

Sets include: Safety handle with push-in coupling (No. 211121116), brazing torch with push-in nipple Ø 14 mm (No. 221131416) / Ø 16 mm (No. 221131616) / Ø 19 mm (No. 221131916), 2.5 m propane hose with 3/8" LH coupling (No. 32201), safety igniter (No. 32077), replacement flints (No. 32088), open-ended spanner (No. 32073), steel case (No. 31005)

Model	kg	No.
AIRPROP® Brazing set without propane regulator	2.8	31092
AIRPROP® Brazing set with propane regulator	3.1	31091
(as in set (No. 31092) but with regulator		
(No. 32081) (W 21.8 L – G 3/8 LH))		
Flame cleaning torch 20/50 mm	0.2	30922

AIRPROP® brazing burner with threaded coupling

Ø mm	L mm	g/h 2 bar	kWh – kcal – BTU	g	No.
14 mm	140	125	1.60 – 1,375 – 5,465	95	30913
16 mm	145	180	2.30 – 3,300 – 7,885	100	30914
19 mm	170	300	3.84 – 3,300 – 13,115	130	30915
22 mm	171	400	5.12 – 4,400 – 26,195	145	30916

AIRPROP® brazing burner with push-in nipple coupling

Ø mm	L mm	g/h 2 bar	kWh – kcal – BTU	g	No.
14 mm	140	125	1.60 – 1,375 – 5,465	95	221131416
16 mm	145	180	2.30 – 3,300 – 7,885	100	221131616
19 mm	170	300	3.84 – 3,300 – 13,115	130	221131916
22 mm	171	400	5.12 – 4,400 – 26,195	145	221132216

TURBOPROP

Propane high-performance torch for brazing up to Ø 28 mm and soft soldering Ø 54 mm

For brazing and soft soldering of copper and steel pipes up to **2,200 °C** without oxygen, as well as for warming up, shrinking and flame cleaning

click | Fine | 360° | Hot | IDEAL FOR up to 28 m BRAZING

Product Profile

KEY FEATURES

- High flame temperature due to turbine with increased oxygen self-induced air and 4- to 5-fold flame chamber
- Fast burner exchange without tools
- Gas-saving operation with the smooth-running economy valve
- Shut-off valve prevents uncontrolled gas escape

TECHNICAL DATA

Self-induced air:	Turbine and combustion chamber
Torch:	Surface treated, chromed brass
Hose coupling:	G 3/8" LH

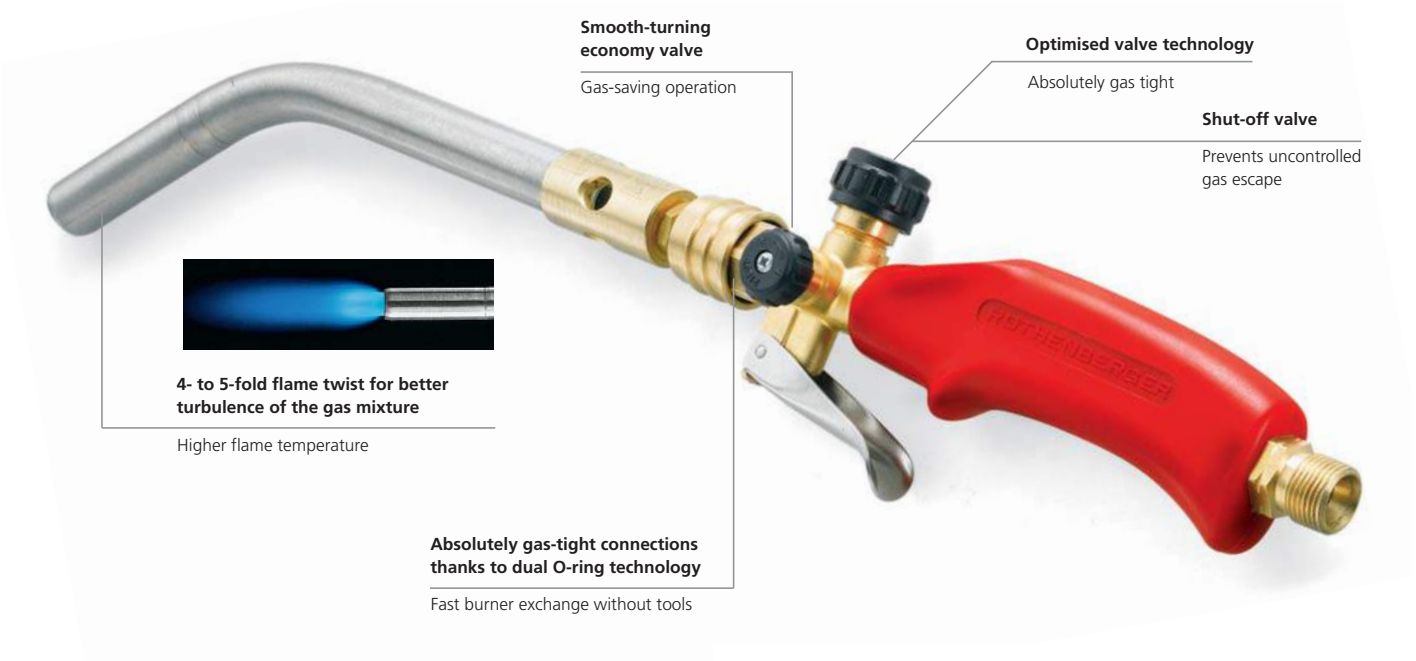

Fig. TURBOPROP torch with push-in nipple

Sets include: Safety handle with push-in coupling (No. 211121116), brazing torch with push-in nipple Ø 12 mm (No. 31032) / Ø 15 mm (No. 221031500) / Ø 18 mm (No. 221031800), 2.5 m propane hose with 3/8" LH coupling (No. 32201), safety igniter (No. 32077), replacement flints (No. 32088), open-ended spanner (No. 32073), steel case (No. 31005)

Model	kg	No.
TURBOPROP set without propane regulator	2.8	31090
TURBOPROP set with propane regulator (as in set (No. 31090) but with regulator (No. 3.2081E) (W 21.8 LH – G 3/8 LH))	3.1	31094
TURBOPROP set with propane regulator (as in set (No. 31090) but with regulator (No. 3.2083) (POL 7/8 LH – G 3/8 LH))	3.1	31037
TURBOPROP set with propane regulator (as in set (No. 31090) but with regulator (No. 32084) (W 20 x 14 LH – G 3/8 LH))	3.1	31036

No. 31090

TURBOPROP brazing torch with push-in nipple coupling

Ø mm	L mm	g/h 2 bar	kWh – kcal – BTU	g	No.
10 mm	165	70	1.89 – 770 – 3,050	70	31031
12 mm	175	110	1.41 – 1,210 – 4,815	90	31032
15 mm	195	180	2.30 – 1,980 – 7,855	110	221031500
18 mm	230	240	3.07 – 2,640 – 10,485	160	221031800

AIRAC® Set

Acetylene brazing torch up to Ø 35 mm with 2,350 °C

Ideal brazing unit - efficient, weight-saving and fast compared to gas welding units (no additional oxygen cylinders needed)

Product Profile

KEY FEATURES

- Oxygen from the surrounding air and acetylene are fed without pressure into the burner and with the special construction of the burner produce a flame temperature of 2,350° C with a concentrated, pointed flame for precise and fast work
- Ideal for refrigeration installation

KEY FEATURES

- Scale build-up on the treated surface is prevented by the nitrogen that is introduced into the air flow (shielding gas effect)
- Light weight makes transporting easy (one-cylinder system)
- Maximal performance with the turbine and combustion chamber effect
- Shut-off valve prevents uncontrolled gas leaks
- Gas-saving use with the smooth-running economy valve

10-piece set (No. 31093) includes: Safety handle (No. 211541116), brazing torch size 2 (No. 35022) / size 3 (No. 35023) / size 4 (No. 35024), 2.5 m acetylene hose (No. 35203), bend with nut 150 mm (No. 35110), torch spanner 14 x 19 mm (No. 32073), safety igniter (No. 32077), replacement flints (No. 32079), steel case (No. 35005)

Model	kg	No.
AIRAC® brazing set in steel case	2.9	31093
Further accessories can be found on	**178**	

AIRAC® Safety Handle

Safety handle with economy, regulating and shut-off valve, threaded coupling M 16 x 1, hose coupling G 3/8" LH

Model	g	No.
Safety handle	290	211541116
Repair kit for regulating valve, complete	10	30102
Repair kit for economy valve, complete	10	30103

AIRAC® Brazing Torch

Made of surface-handled brass, stable and concentrated flame

Model	Pipe Ø	g	No.
Bend with nut (150 mm)		80	35110
Size 2	12 - 15	40	35022
Size 3	18 - 22	50	35023
Size 4	28 - 35	70	35024

MULTI MOBILE Set

A mobile soft-soldering cartridge tool for professional applications in sheet metal work and for soldering tin and lead

Professional soft soldering with maximum mobility and safety!

Product Profile

KEY FEATURES

- Ideal for mobile construction sites and service calls
- Titanium combustion chamber and light aluminium hand grip
- No flare-up effect thanks to special Multigas 110 gas cartridge
- Usable in any position (360°) with a constantly stable flame
- Special wind stability due to the combustion chamber's protective design
- Piezo ignition and exact adjustment with a fine regulator valve
- For sheet metal work such as roof gutters, panels and roof edges,ventilation shafts, etc.
- Robust metal case for safe transport

TECHNICAL DATA

Copper piece temperature:	600 °C
Heat effect:	945 W
Ignition:	Piezo
Consumption:	75 g/h at 2 bar
Handle diameter:	50 mm
Weight incl. copper piece and cartridge:	890 g

Professional soft soldering with high mobility and safety

Fig. MULTI MOBILE Set

Set (No. 1000000390) includes: MULTI MOBILE soft-soldering cartridge tool incl. hammer shaped copper piece 250g (No. 1000000514), 2 Multigas 110 gas cartridge (No. 1500000459), 2 Düsen (No. 1500000461), steel case (No. 1500000460)

Model	g	No.
Copper piece, hammer shape	250	**1000000514**
Copper piece, pointed shape	245	**1000000512**

Model		No.
MULTI MOBILE Set		**1000000390**
Multigas 110 gas cartridge	12	**1500000459**

MULTI 300 Propane Soft Soldering Kit

For soft soldering of copper pipes, for tin and lead soldering, for tinning, warming up, flame cleaning, etc.

Product Profile

KEY FEATURES

- For all types of fine soldering in the areas of electronics and telecommunications
- For working with lead (gutters, laminations and roof edging, ventilation shafts, etc.)
- Propane handle with heat insulated wooden grip
- Rotatable air / rotary valve for the adjustment of an especially fine flame
- Rotatable hose coupling M10 x 1 LH

TECHNICAL DATA

- With longer ball spindle and dual spring control
- Favourable working pressure with 1.5 bar

Fig. Similar

No. 35486 Fig. Similar

Model	kg	No.
MULTI 300 / Kit A without propane regulator	4.1	35486
MULTI 300 / Kit A with propane regulator (No. 242206000)	4.3	35489
MULTI 300 / Kit B	9	35488

3-part set (No. 35486) includes: Soft soldering iron copper head with 350 g flat (No. 520849), 2 m propane hose (No. 30927), small propane cylinder 0.5 kg with hook (No. 33079)

13-part set (No. 35488) includes: Soft soldering iron with copper head 350 g flat (No. 520849), soft soldering torch Ø 17 mm (No. 520856) / Ø 20 mm (No. 520857), wide torch 45 mm (No. 520845), propane regulator 0-6 bar (No. 242206000), 2 m propane hose (No. 30927), small propane cylinder 0.5 kg with hook (No. 33079), refilling adaptor (No. 32207), torch spanner (No. 35530), open-ended spanner (No. 32073), safety igniter (No. 32077), replacement flints (No. 32088), steel case (No. 35487)

ACCESSORIES


Fig. Similar
No. 520849

Fig. Similar


No. 520865

No. 520866

No. 520867

No. 32099

No. 32098 / 32075

No. 520856


No. 520857

No. 30927

Description	g	No.
Soft soldering iron with handle, iron torch, Iron Holder, wind protector, copper head	940	520849
Soft soldering iron with handle, iron burner, Iron Holder, wind protector, without copper head	570	520840
Handle with hose coupling M 10 x 1 L	300	520850
Iron Burner with coupling M 15 x 1	70	520865
Iron Holder with foot	100	520866
Wind protector	100	520867
Copper Head 250 g flat	270	32098

Description	g	No.
Copper Head 250 g pointed	270	32099
Copper Head 350 g flat	370	32075
Soft soldering torch size 5, Ø 17 mm, M 15 x 1	70	520856
Soft soldering burner size 7, Ø 20 mm, M 15 x 1	120	520857
Steel case	3390	35487
Torch spanner	60	35530
Safety igniter with rolling file	60	32077
Replacement flints, tin with 5 pieces	15	32088

ROOFING-Set

Propane surface-heating torch with Ø 63 mm high-performance torch nozzle

Product Profile

APPLICATION AREA

Ideal for roofing and asphalt work and for bonding of bituminous sheeting, large-scale burning of weeds, defrosting, insulation, shrinking, drying and warming up.

KEY FEATURES

- Large working range with 5 m propane hose
- Efficient use even in adverse weather conditions with the flame stabiliser
- High-performance burner with flame stabiliser chrome plated with a reinforced edge
- Burner support

TECHNICAL DATA

600 mm burner tube
Burner support



Burner support included!

Ideal for roofing and asphalt work

600 mm burner tube with support and 5.0 m propane hose

5-part set (No. 30954) includes: Propane handle (No. 215111216), 63 mm high-performance torch (No. 223216300), 600 mm torch pipe (No. 236010000), 5.0 m propane hose (No. 32203), torch support (No. 252010000)

Model	g	No.
ROOFING-Set	1,920	30954
ROOFING-Set	1,960	030955X
(as 30954, with Piezo ignition)		
ROOFING-Set	2,300	30957
(as 30954, with pressure regulator 30925)		
Burner support	60	252010000

Extensions

Special tube, chrome plated, angled 40°, inlet M 14 x 1, outlet M 20 x 1

L mm	g	No.	L mm	g	No.
100	90	231010000	350	190	233510000
200	120	232010000	600	290	236010000

Surface-Heating Torch Heads

High-efficiency torch heads with flame stabilisers, made of special chrome plated steel, reinforced edge. For warming up, shrinking, insulating, hardening, general repair work, etc.
Threaded M 20 x 1 coupling

mm	L mm	g/h 2 bar	kWh – kcal – BTU	g	No.
45	102	2500	32.00 – 27,500 – 109,280	240	32045
51	112	3800	48.60 – 41,800 – 165,970	270	32051
63	138	6700	85.70 – 73,700 – 292,670	440	32063
closed					
45	102	2500	32.00 – 27,500 – 109,280	240	223214500
51	112	3800	48.60 – 41,800 – 165,970	270	223215100
57	126	5500	70.35 – 60,500 – 240,257	350	223215700
63	138	6700	85.70 – 73,700 – 292,670	440	223216300

Accessories Cylinder Brazing / Soft Soldering

Safety Propane Handles

With economy, regulating and shut-off valves, hose coupling G 3/8" LH

Model	g	No.
Safety Propane handle with push-in coupling	350	211121116
Safety Propane handle with M 14x1 coupling	290	211111116
Repair kit with shut-off valve, complete	10	30101
Repair kit with regulating valve, complete	10	30102

No. 211121116
No. 211111116

Propane Regulators

Brass, for 0.5 kg, 5 kg and 11 kg cylinders

Inlet	Outlet	Working pressure Bar	Perform-ance kg/h	g	No.
W 21,8 x 1/14" LH	G 3/8" LH	0,5 - 4,0	8	240	32081
G 3/8" LH	G 3/8" LH	0 - 6	8	200	242206000
W 21,8 x 1/14" LH	G 3/8" LH	4	8	230	30925

No. 32081
No. 30925
No. 242206000

Propane Hoses

Top quality, DIN / DVGW tested, with strong inlay, durable and flexible, mounted with sleeves and nuts, up to 20 bar pressure (2 MPa)

L m	Inlet	Outlet	Pressure class	Interior-Ø mm Wall thickness	g	No.
2	G 3/8" LH	M 10 x 1 LH	ISO 3821	4,0 x 3,5	310	30927
2,5	G 3/8" LH	G 3/8" LH	ISO 3821	4,0 x 3,5	350	32201
5	G 3/8" LH	G 3/8" LH	ISO 3821	4,0 x 3,5	730	33310
10	G 3/8" LH	G 3/8" LH	EN 1327	5,0 x 3,5	1.650	32223

No. 30927
No. 32223

Propane Hose Failure Protection

Nominal pressure 1.5 - 4 bar, brass, DIN / DVGW tested.
Automatic interruption of gas supply if hose is damaged or loosened, push-button for resetting after interruption

Inlet	Outlet	Performance kg/h	Push button	g	No.
G 3/8" LH	G 3/8" LH	10	blue	130	35925

Refilling Adaptor

For refilling 0.5 propane cylinders from 3.5 or 11 kg propane cylinders, brass with guide pin

Inlet	Outlet	g	No.
W 21.8 x 1/14" L	G 3/8" LH	160	32207



Propane Lightweight Steel Cylinder

With cylinder valve, TÜV tested, according to TRG

Model	Outlet	Contents	kg	No.
Small cylinder, 0.5 kg with foot	G 3/8"LH	empty	2.75	33079
Protective collar for 33079				35636
Cylinder 5 kg, with foot and cap W 21.8 x 1/14" LH		filled	12.60	31081

No. 33079

With 0.5 kg cylinder protective collar included in delivery

No. 31081

ROTHERM 2000

Electric soft soldering unit up to Ø 54 mm / 2.1/8“

360° 230 V Basic

Product Profile

APPLICATION AREA

For simple, safe and time-saving soft soldering without a flame. Particularly suitable for repair and modification work in surroundings or rooms with a fire hazard, as well as in building refurbishment

Soft soldering of Copper pipes up to:
Ø 6 - 54 mm, 1/4 - 2.1/8“

KEY FEATURES

- Soldering without open flame
- Large working radius, also when working under ceilings
- Comfortable transport and convenient use
- High performance, short soldering times
- Thermal overload protection turns device off automatically

KEY FEATURES

- Handle shell will not overheat
- No purchasing on handling of gas cylinders necessary
- Equivalent with transport terms
- Problem-free connection on every 230 V outlet, 2 m connection cable
- Fast return on investment
- Power control lamp (red) and operating control lamp (green), equipment fuse accessible from outside

TECHNICAL DATA

Power:	2000 Watt
Soldergun cable:	4 m
Dimensions (L x W x H):	260 x 190 x 200 mm
Weight:	10.5 kg

Soldering without open flame!



Thermal overload protection
Automatic device shut-off

2000 W
High performance, short soldering times

Generously dimensioned stainless steel cooling ribs on both shanks of the tongs
No overheating of the handle shells

Compact design
Comfortable transport and convenient use

Highly flexible, extra long 4 m solder gun cable
Large working radius, also when working under ceilings

Soldering without open flame
No risk of fire from flammable wall or floor covering, or from plastic parts, etc

ROTHERM 2000 Soft Soldering Set

Electric soft soldering unit up to Ø 54 mm / 2.1/8“

Set (No. 36702 / No. 036704V) includes: ROTHERM 2000 soft soldering unit 230 V (No. 36700), Rosol 3 fittings soldering paste No. 45225), fitting solder 3 (No. 45255), ROVLIES® (No. 45268), Cu. Internal brushes 10 mm (No. 854180) / 12 mm (No. 854181) / 15 mm (No. 854183) / 18 mm (No. 854185) / 22 mm (No. 854186), steel case (No. 36715)

Particularly suitable for repair and modification work in surroundings or rooms with a fire hazard, as well as in building refurbishment!

Warming up of the soldering point without open flame

Model	kg	230 V 50/60 Hz
ROTHERM 2000 Soft soldering set	17.8	36702
ROTHERM 2000 Soft soldering unit	13.6	36700
Steel case	3.5	36715

Rod electrodes for working near to the wall or between parallel running pipes with narrow gaps (can be ordered separately)

Flat electrode

Simple replacement of electrodes and electrode holders

ACCESSORIES



Model	No.	Model	
Flat electrode (pair)	36721	ROVLIES®	181
Flat electrode with holder (pair)	36711	External brush for copper pipe	181
Rod electrodes (pair)	36720	Soft soldering flux	183
Rod electrodes with holder (pair)	36710	Solders	183
		Internal brush for copper pipe	181

ALLGAS 2000 Set

Mobile soldering and welding torch

Ideal mobile soldering and welding torch for plumbers, HVAC fitters, refrigeration technicians, automotive workshops and tinsmiths

Product Profile

APPLICATION AREA

Soldering range:	up to 2.5 mm material thickness
Welding range:	0.2 - 5 mm
Suitable for use with:	Oxy-Acetylene Propane and oxygen CNG and oxygen Town gas and oxygen

KEY FEATURES

- For use with all conventional gases and cylinder oxygen
- Practically complete emptying of gas cylinders (money-saving)
- Super compact for working in confined spaces
- Efficient and economical professional use

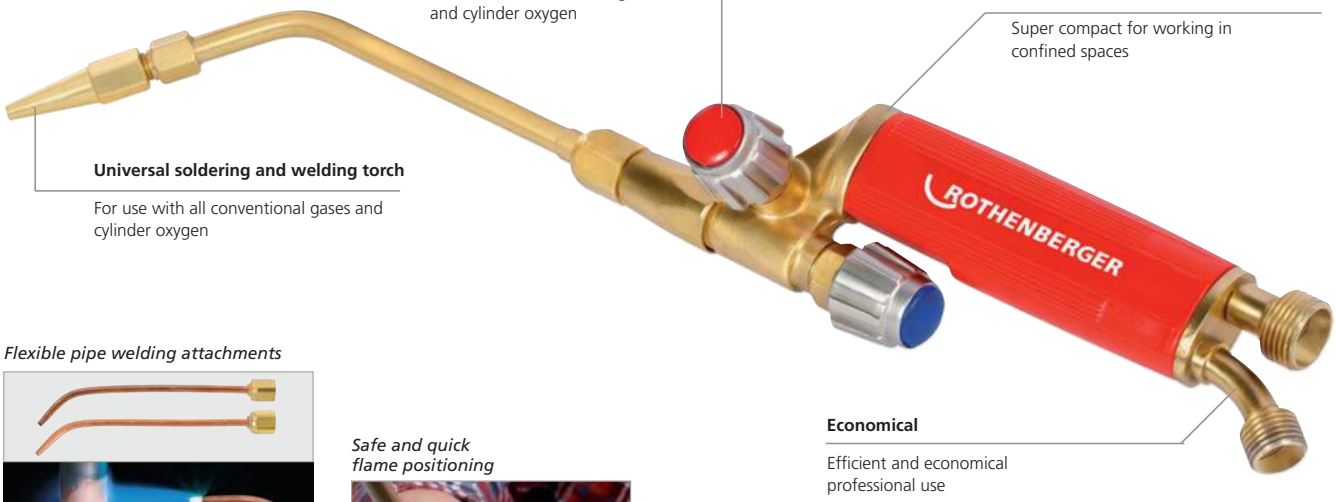

Low gas pressure of only 0.2 bar

Practically complete emptying of gas cylinders (money saving) for use with all conventional gases and cylinder oxygen

Small, very light handle (280 g)

Super compact for working in confined spaces

Universal soldering and welding torch

For use with all conventional gases and cylinder oxygen

Economical

Efficient and economical professional use

Flexible pipe welding attachments



Safe and quick flame positioning



Dispersion nozzle for warming up



20-part set (No 35300) includes: Handle (No. 35303), mixing nozzle with union nut (No. 35304), 5 welding tips 0.2 mm (No. 35305) / 1 - 2 mm (No. 35306) / 2 - 3 mm (No. 35307) / 3 - 4 mm (No 35308) / 4 - 5.0 mm (No. 35309), pipe welding tips, size 1 (No. 35313) / size 2 (No. 35314), coupling nut size 14 (No. 35315), dispersion nozzle (No. 35311), 2.5 m dual-hose package (No. 35221), open-ended spanner size 14 x 19 mm (No. 32073), welding tip holder / spanner (No. 35312), safety igniter (No. 32077), replacement flints (No. 32088), steel case (No. 35319)

Model	Coupling oxygen	Coupling fuel gas	g	No.
ALLGAS 2000 Set (acetylene)			3.100	35300
Handle ALLGAS 2000	G 1/4" RH	G 3/8" LH	280	35303
Mixing nozzle with union nut			40	35304

Welding tips, Welding attachments

Size	Welding range mm	g	No.
Welding tip size 1	0.2 - 1.0	10	35305
Welding tip size 2	1.0 - 2.0	10	35306
Welding tip size 3	2.0 - 3.0	10	35307
Welding tip size 4	3.0 - 4.0	10	35308
Welding tip size 5	4.0 - 5.0	10	35309
Dispersion nozzle for warming up		20	35311
Welding tip holder, can be used as a spanner		20	35312
Flexible welding tip size 1	2.0 - 3.0	40	35313
Flexible welding tip size 2	4.0 - 5.0	40	35314
Coupling / union nut, size 14		10	35315

Further accessories can be found on 178

Fig. ALLGAS 2000 Set

ALLGAS 2000 PS 0.5 / 2 Compact

Portable fitter's brazing equipment with carrying frame

For brazing iron, steel, sheet steel, pipes and non-ferrous metals

Product Profile

KEY FEATURES

- Secure transport in closed supporting frame
- Portable, light fitter's brazing equipment
- Ideal for mobile building-site and repair use
- Small propane cylinders can be refilled

TECHNICAL DATA

Gas:	Propane with oxygen
Flame temperature:	2,850 °C
Working temperature:	1,150 °C

With safety devices to prevent flashbacks

Carrying comfort

24-part set (No. 35655) includes: Handle Allgas 2000 (No. 35303), 2.5 m propane hose (No. 32201), 2.5 m oxygen hose (No. 35210), propane regulator adjustable 0 - 6 bar (No. 242206000), oxygen pressure reducer 10 bar (No. 35634), mixing nozzle with union nut (No. 35304), welding tips 0.2-1 mm (No. 35305) / 1 - 2 mm (No. 35306) / 2 - 3 mm (No. 35307) / 3 - 4 mm (No. 35308) / 4-5 mm (No. 35309), flexible welding tip size 1 (No. 35313) / size 2 (No. 35314), dispersion nozzle (No. 35311), welding tip holder / spanner (No. 35312), multi-size spanner (No. 35738), safety igniter (No. 32077), replacement flints (No. 32088), nylon safety goggles (No. 540620), small propane cylinder 0.5 kg, empty (No. 33079), steel oxygen cylinder 2.0 l, full (No. 35635), oxygen safety device (No. 1000000633), fuel gas safety device (No. 1000000631), carrying frame (No. 35629)

Model	kg	No.
ALLGAS 2000 PS 0.5 / 2 Set	21.4	35655
Carrying frame without accessories	10.3	35629

Further accessories can be found on 178

7

ALLGAS 2000 Welding Tips

For brazing iron, steel, sheet steel, pipes and non-ferrous metals

Welding Tips, Nozzle thread M8 X 1



Size	Welding range mm	g	No.
Welding tip size 1	0.2 - 1.0	10	35305
Welding tip size 2	1.0 - 2.0	10	35306
Welding tip size 3	2.0 - 3.0	10	35307
Welding tip size 4	3.0 - 4.0	10	35308
Welding tip size 5	4.0 - 5.0	10	35309
Dispersion nozzle for warming up		20	35311
Welding tip holder, can be used as a spanner		20	35312

No. 35311

No. 35312

Flexible Pipe Welding Attachments



Size	Welding range mm	g	No.
Flexible welding tip size 1	2.0 - 3.0	40	35313
Flexible welding tip size 2	4.0 - 5.0	40	35314
Coupling / union nut, size 14		10	35315

ALLGAS Mobile Pro

Mobile brazing equipment with safety devices

For brazing of iron, steel, sheet steel, pipes and non-ferrous metals

Product Profile

KEY FEATURES

- Mobile brazing set with a total weight lower than 6 kg incl. cartridges
- High quality saftety devices for both gas hoses to prevent flashbacks
- MAPP®-gas pressure regulator with an adjustable range of 0 - 2 bar for a constant, low consumption and an efficient flame adjustment

TECHNICAL DATA

Gas:	MAPP®-gas with oxygen (disposable)
Flame temperature:	over 3,100 °C
Working temperature:	1,300 °C

Accessories included in the set



High quality safety devices

Reliable prevention of gas returns and flashbacks

Pressure reducer 0 - 2 bar

Constant, low consumption and efficient flame adjustment

Total weight < 6 kg

High mobility on construction site

MAPP®1) and oxygen

Flame temperature above 3,100 °C

High quality rubber hoses

20 bar, DIN EN ISO 3821 certified, length: 2,5 m

Welding and brazing torch

Including 5 interchangeable nozzles and a bendable welding attachment for a material thickness up to 5 mm

Model	kg	No.
ALLGAS Mobile Pro 1" US, w/o cartridges	3.86	1000000529
ALLGAS Mobile Pro 1" US, incl. cartridges	5.95	1000000743
ALLGAS Mobile Pro 7/16" EU, w/o cartridges	3.86	1000000642
ALLGAS Mobile Pro 7/16" EU, incl. cartridges	5.70	1000000558
MAPP®1) Gas 1" US, 750 ml	0.67	35698
MAPP®1) Gas, 7/16" EU, 750 ml	0.67	035551-A
Oxygen, 110 L	1.20	35750

1) MAPP® is a registered trademark of the MESSER Group GmbH, Bad Soden

ALLGAS 2000 PS 0.5 / 2 Basic

Portable fitter's brazing equipment

For brazing iron, steel, sheet steel, pipes and non-ferrous metals

The bottle colours shown are without obligation!

KEY FEATURES

- Compact and handy construction for mobile building-site and repair use
- Job compatible combination, assembled and ready to use

Space saving storage in service vehicles!

18-part set (No. 35651) includes: Handle Allgas 2000 (No. 35303), 2.5 m propane hose (No. 32201), 2.5 m oxygen hose (No. 35210), propane regulator adjustable 0 - 6 bar (No. 242206000), oxygen pressure reducer 10 bar (No. 35634), mixing nozzle with union nut (No. 35304), welding tips 0.2 - 1 mm (No. 35305) / 1 - 2 mm (No. 35306) / 2 - 3 mm (No. 35307) / 3 - 4 mm (No. 35308) / 4 - 5 mm (No. 35309), welding tip holder / spanner (No. 35312) multi-size spanner (No. 35738), safety igniter (No. 32077), replacement flints (No. 32088), steel oxygen cylinder 2.0 l, filled (No. 35635), propane cylinder 0.5 kg (empty) (No. 33079), Allgas stand (No. 35628)

Model	kg	No.
ALLGAS 2000 PS 0.5 / 2 Set	14.4	35651

Further accessories can be found on 178

ROXY 400 L

Standard gas-welding equipment for flame temperatures up to 3,100 °C

For brazing iron, steel, sheet steel, pipes and non-ferrous metals

The bottle colours shown are without obligation!

Space saving storage in service vehicles!



20-part set (No. 035780X) includes: Handle with fine regulating valve (No. 35580), Maxigas 400 (No. 035570-A), oxygen cylinder 2.0 L (No. 35635), fine regulating valve (No. 263003700), oxygen pressure reducer according to DIN 0-315 / 200 bar 0-16 / 10 bar (No. 35634), hose set (3 m without handle (No. 35785), oxygen blowback protection (No. 1000000633), gas blowback protection (No. 35691), mixing nozzle with union nut (No. 35587), high-performance tips 1.5 mm (No. 263005600) / 2.0 mm (No. 263005400), micro-tips 0.3 mm (No. 35712) / 0.5 mm (No. 35696) / 0.7 mm (No. 35713), micro-tip adaptor (No. 35585), welding goggles A5 (No. 35621), safety igniter (No. 32077), multi-size spanner (No. 35738) carrying frame (No. 35727)

Model	kg	No.
ROXY 400 L Set	10.80	035780X
ROXY welding handle Profi	0.01	35580
Hose Set (3 m without handle)	0.95	35785
ROXY micro-nozzle adaptor	0.01	35585
ROXY micro-nozzle for 1-1.2 sheet metal	0.04	263005700
ROXY micro-nozzle for 0.7-0.9 sheet metal	0.06	263005800
ROXY micro-torch 0.4 mm	0.01	35695
ROXY micro-torch 0.5 mm	0.02	35696
ROXY micro-torch 0.6 mm	0.02	35697
ROXY micro-torch 0.3 mm	0.01	35712
ROXY micro-torch 0.7 mm	0.01	35713

ROFLASH Set

Welding and cutting kit
Welding range: 0.5 - 14 mm, Cutting range: 3 - 75 mm

Fig. Similar

Exchange of the welding tip
Can be used with all types of gas

Cutting oxygen valve with spring-lever
Enables one-handed use for spray-free cutting, etc.

22-part set (No. 513300) includes: Handle (No. 513010), welding attachments 0.2 - 0.5 (No. 513030), 0.5 - 1 (No. 513031),1 - 2 (No. 513032), 2 - 4 (No. 513033), 4 - 6 (No. 513034), 6 - 9 (No. 513035), 9 - 14 (No. 513036), spring-lever cutting attachment (No. 513310), cutting tips 3 - 6 (No. 513330), 6 - 20 (No. 513331),20 - 75 (No. 513332), cutting burner guiding wagon, burner spanner (No. 510106), nylon safety goggles (No. 540621), 10 piece nozzle cleaning set (No. 510105)

Model	kg	No.
ROFLASH Set	4.2	513300

ROFLASH Handle

Welding kit handle

KEY FEATURES

- The new monoblock valves enable the precise adjustment and accurate control of the flame
- Comfortable one-handed use with the v-formed valve arrangement

Model	g	No.
ROFLASH Handle	434	513010

ROFLASH Spring-lever Cutting Attachment

KEY FEATURES

- The solid torch nozzle is made from forged brass and can withstand the highest thermal demands and also enables use under extreme conditions, maintenance-free monoblock valve

Toolless exchange possible

Model	g	No.
ROFLASH spring-lever cutting attachment	582	513310
ROFLASH cutting tips 3 - 6 mm	97	513330
ROFLASH cutting tips 6 - 20 mm	97	513331
ROFLASH cutting tips 20 - 75 mm	98	513332

ROFLASH Welding Attachments / Welding Tips

Model	g	No.
ROFLASH welding attachments 0.2 - 0.5 mm	96	513030
ROFLASH welding attachments 0.5 - 1.0 mm	96	513031
ROFLASH welding attachments 1.0 - 2.0 mm	104	513032
ROFLASH welding attachments 2.0 - 4.0 mm	117	513033
ROFLASH welding attachments 4.0 - 6.0 mm	128	513034
ROFLASH welding attachments 6.0 - 9.0 mm	148	513035
ROFLASH welding attachments 9.0 - 14.0 mm	171	513036

Model	g	No.
ROFLASH welding tips 0.2 - 0.5 mm	96	513040
ROFLASH welding tips 2.0 - 4.0 mm	126	513043
ROFLASH welding tips 4.0 - 6.0 mm	128	513044
ROFLASH welding tips 6.0 - 9.0 mm	147	513045
ROFLASH welding tips 9.0 - 14 mm	171	513046

RE 17 Three-gas System AMS 5/5

Assembly, welding, cutting and brazing system
Welding range 0.5 - 14 mm, Cutting range 3.0 - 50 mm

The bottle colours shown are without obligation!

Including gas cylinders and dual-telescoping transport trolley!

27-piece set (No. 35400) includes: Handle with coupling nut (No. 35324), welding attachments 0.5 - 1 mm (No. 35325) / 1 - 2 mm (No. 35326) / 2 - 4 mm (No. 35327) / 4 - 6 mm (No. 35328) / 6 - 9 mm (No 35329) / 9 - 14 m (No. 35334), wing-lever cutting attachment (No. 35338), cutting tips 12 - 25 mm (No. 35341) / 25 - 50 mm (No. 35344), heating nozzle 12-100 mm (No. 35339), acetylene pressure reducer 1.5 bar (No. 35794), oxygen pressure reducer 10 bar (No. 35634), 2 each - protective rubber caps, red (No. 511428) / blue (No. 511427),10 piece nozzle cleaning set (No. 510105), torch spanner (No. 510106), safety igniter (No. 32077), replacement flints (No. 32088), acetylene cylinder 5 l (filled) (No. 35178), oxygen cylinder 5 l (filled) (No. 35188), Maxigas 400 (No. 035570-A), gas regulating valve Maxigas (No. 263003700), hose adaptor Maxigas (No. 35491), steel case (No. 35800), dual-telescoping transport trolley (No. 35354), 5 m dual-hose package A / S (No. 35222), steel case (No. 35800)

Model	kg	No.
RE 17 Three-gas System AMS 5/5	50	35400

RE 17 Three-gas System AMS 5 and 10

Assembly, welding, cutting and brazing system
Welding range 0.5 - 14 mm, Cutting range 3.0 - 50 mm

7

Including dual-telescoping transport trolley!

25-part set (No. 35403) includes: Handle with coupling nut (No. 35324), welding attachments 0.5 - 1 mm (No. 35325) / 1 - 2 mm (No. 35326) / 2 - 4 mm (No. 35327) / 4 - 6 mm (No. 35328) / 6 - 9 mm (No 35329) / 9 - 14 m (No. 35334), wing-lever cutting attachment (No. 35338), cutting tips 12 - 25 mm (No. 35341) / 25 - 50 mm (No. 35344), heating nozzle 12-100 mm (No. 35339), 5 m dual-hose package A / S (No. 35222), acetylene pressure reducer 1.5 bar (No. 35794), oxygen pressure reducer 10 bar (No. 35634), 2 each - protective rubber caps, red (No. 511428) / blue (No. 511427), 10 piece nozzle cleaning set (No. 510105), torch spanner (No. 510106), safety igniter (No. 32077), replacement flints (No. 32088), Maxigas 400 (No. 035570-A), gas regulating valve Maxigas (No. 263003700), hose adaptor Maxigas (No. 35491), steel case (No. 35800), dual-telescoping transport trolley (No. 35354)

Model	kg	No.
RE 17 Three-gas System AMS 5 + 10	23	35403

RE 17 Three-gas System AMS 10/10

Assembly, welding, cutting and brazing system
Welding range 0.5 - 14 mm, Cutting range 3.0 - 50 mm

The bottle colours shown are without obligation!

Including gas cylinders and dual-telescoping transport trolley!

27-part set (No. 35401) includes: Handle with coupling nut (No. 35324), welding attachments 0.5 - 1 mm (No. 35325) / 1 - 2 mm (No. 35326) / 2 - 4 mm (No. 35327) / 4 - 6 mm (No. 35328) / 6 - 9 mm (No 35329) / 9 - 14 m (No. 35334), wing-lever cutting attachment (No. 35338), cutting tips 12 - 25 mm (No. 35341) / 25 - 50 mm (No. 35344), heating nozzle 12 - 100 mm (No. 35339), 5 m dual-hose package A / S (No. 35222), acetylene pressure reducer 1.5 bar (No. 35794), oxygen pressure reducer 10 bar (No. 35634), 2 each - protective rubber caps, red (No. 511428) / blue (No. 511427), 10 piece nozzle cleaning set (No. 510105), torch spanner (No. 510106), safety igniter (No. 32077), replacement flints (No. 32088), acetylene cylinder 10 l (filled) (No. 35179), oxygen cylinder 10 l (filled) (No. 35189), Maxigas 400 (No. 035570-A), gas regulating valve Maxigas (No. 263003700), hose adaptor Maxigas (No. 35491), steel case (No. 35800), dual-telescoping transport trolley (No. 35354)

Model	kg	No.
RE 17 Three-gas System AMS 10/10	66	35401
RE 17 as in 35401, cutting range 3.0 - 25 mm	65	35798

RE 17 UNIVERSAL Pipe Welding Set

For welding, cutting, brazing and warming up
Welding range: 0.5 - 14 mm, Cutting range: 3 - 100 mm

No. 35480

No. 35324

Set (No. 35479) includes: Handle with coupling nut (No. 35324), welding attachments 2 - 4 mm (No. 35327) / 4 - 6 mm (No. 35328) / 6 - 9 mm (No. 35329), flexible pipe-welding tips 2 - 4 mm (No. 35347) / 4 - 6 mm (No. 35348), wing-lever cutting attachment (No. 35338), Cutting tip 12 - 25 mm (No. 35341), Heating nozzle 12 - 100 mm (No. 35339), Nozzle cleaning set, 10 piece (No. 510105), torch spanner (No. 510106), safety igniter (No. 32077), replacement flints (No. 32088), steel case (No. 35800)

Nominal size	kg	No.
RE 17 Pipe welding set	4.3	35479
RE 17 Pipe welding set	4.8	35480
As in set (No. 35479), but also including with welding attachments 0.5-1 mm (No. 35325) /1-2 mm (No. 35326), 9-14 mm (No. 35334) / cutting tip 12-25 mm (No. 35341), 25-50 mm (No. 35344), without flexible pipe-welding tips 2-4 mm (No. 35347) / 4-6 mm (No. 35348)		
Steel case RE 17 (empty)	1.70	35800
RE 17 handle with burner coupling nut	0.47	35324
Coupling: oxygen G 1/4" RH, gas G 3/8" LH		

RE 17 Welding Attachments

	Welding range mm	g	No.
Welding attachment	0.5 – 1.0	140	35325
Welding attachment	1.0 – 2.0	150	35326
Welding attachment	2.0 – 4.0	170	35327
Welding attachment	4.0 – 6.0	190	35328
Welding attachment	6.0 – 9.0	220	35329
Welding attachment	9.0 – 14.0	260	35334

RE 17 Pipe Welding Attachment, Flexible

Pipe welding attachment, front piece

Pipe welding attachment, complete

Pipe welding attachment, complete

Welding range mm	g	No.
2.0 - 4.0	140	35347
4.0 - 6.0	150	35348

Flexible copper tips

Welding range mm	g	No.
1.0 - 2.0	40	35475
2.0 - 4.0	40	35476
4.0 - 6.0	50	35477

RE 17 Wing-lever Cutting Attachment

Model	g	No.
Cutting attachment without tips	820	35338

No. 35338

RE 17 Cutting Tips and Heating Nozzle

Model	Cutting range mm	g	No.
Cutting tip	12 - 25	10	35341
Cutting tip	25 - 50	20	35344
Cutting tip	50 - 100	20	35345
Heating nozzle	12 - 100	50	35339

No. 35341
No. 35344
No. 35345

No. 35339

Oxy-Acetylene Hoses

Top quality in accordance **with ISO 3821** (former EN 559), with strong inlay, durable and flexible, rubber, mounted with sleeves and nuts

Oxygen Hoses

L m	Inlet	Outlet	Internal Ø x wall thickness mm	kg	No.
2.5	G 1/4" RH	G 1/4" RH	6.3 x 3,5	0.5	**35210**
5.0	G 1/4" RH	G 1/4" RH	6.3 x 3.5	1.1	**33311**

Acetylene Hoses

L m	Inlet	Outlet	Internal Ø x wall thickness mm	kg	No.
2.5	G 3/8" LH	G 3/8" LH	6.3 x 3.5	0.5	**35203**
5.0	G 3/8" LH	G 3/8" LH	6.3 x 3.5	1.1	**33312**

Dual Hoses A/S

L m	Coupling Oxygen	Coupling Acetylene	Internal Ø x wall thickness Oxygen / Acetylene	kg	No.
2.5	G 1/4" RH	G 3/8" LH	6.0 x 3.5	0.9	**35221**
5.0	G 1/4" RH	G 3/8" LH	6.0 x 3.5	2.0	**35222**
10	G 1/4" RH	G 3/8" LH	6.0 x 3.5	3.8	**35223**

Included in delivery for steel cylinders without cap, protective bracket

The bottle colours shown are without obligation!

Lightweight Steel Cylinders, filled

With cylinder valve, base and cap from 5 l,
TÜV tested in accordance with TRGI

Model	Contents	Filling pressure bar	Height mm	Ø mm	kg	No.
Oxygen	2 l	200	420	110	4.6	**35635**
Oxygen	5 l	200	595	145	14.0	**35188**
Oxygen	10 l	200	980	145	17.0	**35189**
Acetylene	5 l	18	595	145	13.0	**35178**
Acetylene	10 l	18	980	145	23.0	**35179**

Cylinder Transport Trolley

Portable and mobile, for 5 and 10 l acetylene / oxygen cylinders, 5 kg and 12 kg propane cylinders can be used with conversion kit (special accessory). Coupling for disposable MAXIGAS 400 cartridges, dual-telescoping for different cylinder heights, brackets for ALLGAS and RE 17 steel cases

Model	kg	No.
Transport Trolley for 5 / 10 l acetylene / oxygen cylinders	8.9	**35354**

Cylinder Pressure Reducer

Rugged pressed brass construction with large pressure gauge **according to ISO 5171**, with shut-off and safety valves, cylinder pressure reducer with bow coupling according to DIN 477-1

Cylinder contents bar	Working pressure bar	Inlet	Outlet	kg	No.
Oxygen					
0 - 200	0 - 10	G 3/4" RH	G 1/4" RH	1.4	35634
Acetylene					
0 - 40	0 - 1.5	clamp RH	G 3/8" LH	1.6	35794

No. 35634

DIN -Norm

No. 35794

Blowback Prevention

Torch-mounted safety devices (flashback arrestors), type-tested, with flame trap, flow lock, non-return valve and dirt filter

Model	max. Operating pressure	Coupling-thread	g	No.
Handle-mounted, oxygen	25.0 bar	G 1/4" RH	90	540320
Handle-mounted, acetylene	1.5 bar (Ace)	G 3/8" LH	110	540321
	5.0 bar (propane/CNG)			
Reducer-mounted, oxygen	20.0 bar	G 1/4" RH	150	540360
Reducer-mounted, acetylene	1.5 bar (Ace)	G 3/8" LH	160	540365
	4.0 bar (propane/CNG)			
Reducer-mounted, oxygen	20.0 bar	G 1/4" RH	120	1000000633
Reducer-mounted, fuel gas	1.5 bar (Ace)	G 3/8" LH	120	1000000631
	5.0 bar (propane/CNG)			
Handle-mounted, oxygen	20.0 bar	G 1/4" RH	100	1000000764
Handle-mounted, fuel gas	1.5 bar (Ace)	G 3/8" LH	100	1000000762
	4.0 bar (propane/CNG)			

No. 540320

No. 540321

No. 540360

No. 540365

No. 1000000633

No. 1000000631

No. 1000000764

No. 1000000762

Protective Guard for Pressure Reducer

Impact protection, rugged steel construction, mounts on connection coupling

Model	Colour	g	No.
For oxygen pressure reducer	blue	820	35146
For acetylene pressure reducer	yellow	820	35140

Protective Rubber Cap

With slot, open

Model	Farbe	g	No.
For oxygen pressure reducer	blue	50	511427
For acetylene pressure reducer	red	50	511428

Oxygen Refilling Bend

Suitable for all 0.67l, 2l, 3l, 5l, 10l, 20l and 50l bottles up to 200 bar

Model	g	No.
max. 200 bar, cylinder coupling G 3/4"	360	35199

Safety Igniters

Powerful spark, wear-free hard alloy friction surface

Model	g	No.
Safety Igniter with rolling file	60	32077
Replacement flints, tin with 5 pieces	15	32088

No. 32077

No. 32088

No. 540850

No. 540855

Hand-held Welding Mirror

Model	g	No.
Steel wire handle with clamp / ball joint	280	540850
Spare steel mirror	50	540851

Magnet Welding Mirror

Model	g	No.
With flexible metal tube / ball joint	450	540855
Spare steel mirror	50	540851

Nozzle Cleaner

Model	g	No.
10 piece, in folding case	20	510105

Torch Spanner

Model	g	No.
With 11 SW	210	510106

7

Soldering Flux and Container for Hydrochloric Acid

Model	g	No.
With screw cap retaining band	40	530250

Salmiakstone

Model	L x W x H		g	No.
Pressed	65 x 45 x 40 mm	1	15	530310

Soapstone Marker

Model	L x W x H		g	No.
White, heat-resistant	100 x 10 x 10 mm	10	30	561550

No. 540620

No. 540622

No. 540640

Welding Goggles DIN EN 166

With thermal glasses **as per DIN EN 169**

DIN -Norm

Model	Glass	g	No.
Nylon safety goggles	A 4	60	540620
	A 5	60	540621
	clear, non-splintering	60	540622
Replacement glass (pair)	A 4	30	540625
	A 5	10	540626
	clear, non-splintering	30	540627
Screw-ring safety goggles	A 4	90	540640
	A 5	90	540641
Replacement glass (Ø 50 mm)	A 4	30	540675
	A 5	10	540676

ROVLIES® Cleaning Pads

Metal-free, for fast, score-free cleaning of copper pipe soldering surfaces

KEY FEATURES

- Reduced corrosion damage
- No metal abrasion, can be used wet or dry
- Removes oxide layers, corrosion, surface dirt, oil and grease residues
- Solvent-resistant and flexible

Model			g	No.
ROVLIES®	1(10)		80	45268
ROVLIES® counter display		36(10)	2,180	045268D

Internal Brushes for Copper Pipe

For fast cleaning of the soldering surface, rugged plastic handle

mm	g	No.	mm	g	No.
8	60	854179	16	120	854184
10	70	854180	18	120	854185
12	80	854181	22	140	854186
14	90	854182	28	140	854187
15	100	854183	35	160	854188

External Brushes for Copper Pipe

For fast cleaning of the soldering surface, tough housing

mm	g	No.	mm	g	No.
8	80	854189	18	140	854195
12	100	854191	22	150	854196
15	120	854193	28	160	854197
			35	170	854198

Hand Wire Brushes

Model	Numbers of rows	g	No.
Standard steel	3 rows	130	561351
Standard steel	4 rows	130	561352

Welding Blanket

Flame and heat resistant up to 700° C

- Permanent heat resistance up to 600° by direct flame contact and molten slag
- Good formability, long service life, asbestos-free and poses no health hazard
- Bonded edges

Thickness: 1.4 mm
Weight: 1,000 g/m²

Model	L x W x H	g	No.
Welding Blanket	330 x 500 mm	300	31050

Flame Reflectors

- Made of high-quality stainless steel
- Protects surrounding materials
- Better heat utilisation, saves time and energy



Model	Width mm	Adaptor Ø mm	g	No.
65 / 15	65	8 – 15	100	31042
65 / 22	65	15 – 22	100	31043

Fitting Soft Solder to DIN EN

Standard type according to DIN EN 29 453	Solder composition in weight %	Melting range °C	Suitable for soft soldering in the plumbing industry			Recommended heat source
			Pipe Material	Fittings material	Recommended Flux according to DIN EN 29454	
S -Sn97Cu3	Sn 97 %, Cu 3 %	230 - 250°	Copper	Copper, gunmetal, brass	Part 1 - 3.1.1, 3.1.2, 2.1.2 or ROSOL 3	Cartridge burner, heat resistant soldering unit, Propane / induced-air burner, Acetylene / induced-air burner, Larger pipe diameters above 28 mm with propane / oxygen burner with dispersion nozzle
S -Sn97Ag3	Sn 96.7 %, Ag 3.3 %	221 - 240°	Copper	Copper, gunmetal, brass	Part 1 - 3.1.1, 3.1.2, 2.1.2 or ROSOL 1 S	

Standard Solder according to DIN EN ISO

Standard type according to ISO 17672	Solder composition in weight %	Melting range °C	Working temperature °C	Suitable for installation technology brazing			Recommended Flux according to DIN EN 1045	Recommended heat source
				Pipe Material	Fittings material	Flux		
CuP 179	Cu 93,8 / P 6,2	710 - 880°	730°	Copper	Copper Gunmetal Brass	without flux with flux	FH 10 or LP 5	Cartridge torch with MAPP®[1] Gas, Propane / induced-air torch, Acetylene / induced-air torch, Larger pipe diameters above 28 mm with propane / oxygen torch with dispersion nozzle
CuP 279	Ag 2 / Cu 91,7 / P 6,3	650 - 810°	710°	Copper	Copper Gunmetal Brass	without flux with flux	FH 10 or LP 5	
CuP 281	Ag 5 / Cu 89 / P 6	650 - 810°	710°	Copper	Copper Gunmetal Brass	without flux with flux	FH 10 or LP 5	
CuP 284	Ag 15 / Cu 80 / P 5	650 - 800°	710°	Copper	Copper Gunmetal Brass	without flux with flux	FH 10 or LP 5	
Ag 134	Ag 34 / Cu 36 / Zn 27,5 / Sn 2,5	630 - 730°	710°	Stahl Copper	Steel, Copper Gunmetal Brass	with flux (U = sheathed from 22 mm pipe-Ø)	FH 10 or LP 5	
Ag 145	Ag 45 / Cu 27 / Zn 25,5 / Sn 2,5	640 - 680°	670°	Stahl Copper	Steel, Copper Gunmetal Brass	with flux (U = sheathed from 22 mm pipe-Ø)	FH 10 or LP 5	

7

Soldered Joints

Material	Required Hard Solder	Melting Range	Working Temperature	Standard
Copper-Copper 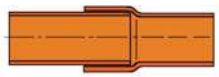	S 34 Cu / S 34 Cu U S 94 S 2 / S 5 S 15	630 °C - 730 °C 710 °C - 880 °C 650 °C - 810 °C 650 °C - 800 °C	710 °C 730 °C 710 °C 710 °C	DIN EN ISO 17672 (former DIN EN 1044)
Copper-Carbon Steel 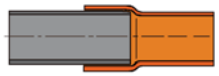	S 34 Cu / S 34 Cu U S 45 Cu / S 45 Cu U	630 °C - 730 °C 640 °C - 680 °C	710 °C 670 °C	DIN EN ISO 17672 (former DIN EN 1044)
Copper-Brass 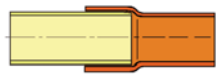	S 94 S 2 S 5 S 15	710 °C - 880 °C 650 °C - 810 °C 650 °C - 810 °C 650 °C - 810 °C	730 °C 730 °C 710 °C 710 °C	DIN EN ISO 17672 (former DIN EN 1044)
Brass-Carbon Steel 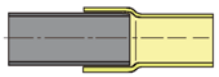	S 34 Cu / S 34 Cu U S 45 Cu / S 45 Cu U	600 °C - 690 °C 595 °C - 630 °C	680 °C 610 °C	DIN EN ISO 17672 (former DIN EN 1044)
Brass-Brass 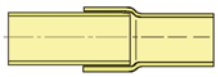	S 94 S 2 / S 5 S 15	710 °C - 880 °C 650 °C - 810 °C 650 °C - 810 °C	730 °C 710 °C 710 °C	DIN EN ISO 17672 (former DIN EN 1044)
Carbon Steel-Carbon Steel 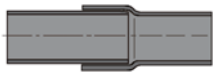	S 34 Cu / S 34 Cu U S 45 Cu / S 45 Cu U	630 °C - 730 °C 640 °C - 680 °C	710 °C 670 °C	DIN EN ISO 17672 (former DIN EN 1044)

1) MAPP® is a registered trademark of the MESSER Group GmbH, Bad Soden

Fittings Solders

DIN -Norm

Quality soft solders according to **DIN EN 29453** for joining copper pipes to copper, gunmetal and brass fittings for hot and cold-water plumbing in accordance with DVGW worksheet GW 2 without flux, for use with corresponding ROSOL fittings solder paste

No. 45252

Fitting Solder 1 S

Quality soft solder **S-Sn97Ag3,** melting range 221 °C – 240 °C, for use with ROSOL 1 S fittings solder paste

Solder wire Ø	Description	g	No.
2 mm	250 g coil	270	**45252**
3 mm	250 g coil	270	**45250**

No. 45257

DIN -Norm

Fitting Solder 3

Quality soft solder, **S-Sn97Cu3,** melting range 230 °C - 250 °C, for use with ROSOL 3 fittings solder paste

Solder wire Ø	Description	g	No.
2 mm	250 g coil	270	**45257**
3 mm	250 g coil	270	**45255**

7

ROSOL Soldering Paste

DIN -Norm

Quality soft soldering flux according to **DIN EN ISO 9453** and **DIN EN 29454-1, 3.1.1.C, with DVGW test mark Reg.-No. DV-0101AT2247**, for joining copper pipes to copper, gunmetal and brass fittings for hot and cold-water plumbing in accordance with DVGW worksheet GW 7, metal content 60% by weight, flux residues are 100% water soluble

No. 45220

No. 45225

ROSOL 1 S

Fittings solder paste

Quality soft soldering flux, metal content: **S-Sn97Ag3,** only for use with fitting solder 1 S

Model	g	No.
ROSOL 1 S in plastic bottle 250 g	270	**45220**

ROSOL 3

Fittings solder paste

Quality soft soldering flux, metal content: **S-Sn97Cu3,** only for use with fittings solder 3

Model	g	No.
ROSOL 3 in plastic bottle 250 g	270	**45225**

Fittings Soft Solder Flux

DIN -Norm

According to **DIN EN 29454-1 3.1.1.C,** flux residues are 100 % water soluble, for joining copper pipes to copper, gunmetal, and brass fittings for hot and cold-water plumbing in accordance with DVGW worksheet GW 2 + GW 7, also suitable for general-purpose soldering work.

Model	g	No.
Fittings Soft Solder Flux in plastic jar 35 ml	35	**45266**

Hard Solder Rings S 2

High-quality safety solder material with silver-phosphorus content, guaranteed according to DIN EN ISO 17672, CuP 279

KEY FEATURES

- Ideal for capillary soldering with copper pipe installation in sanitary and heating systems
- Matched precisely to the inner pipe diameters of expanded sockets and fittings according to **EN 1254**
- Complete wetting of soldering gaps
- Particularly efficient working through precise solder quantity
- No preparatory or re-work of the soldered joint

TECHNICAL DATA

Alloy (weight %):	Ag 1.5 - 2,5 / P 5.9 - 6.5 / Cu rest
Melting range:	650 °C - 810 °C
Joinable materials:	Copper, gunmetal, brass, bronze
Use of flux with:	Gunmetal, brass, bronze with hard solder paste LP 5
Package size:	250 g plastic bag

Simple insertion

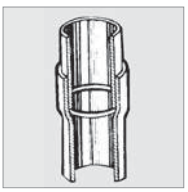

Precise quantity of solder

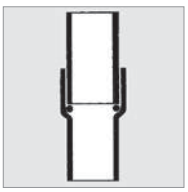

Simply heat, no dripping, no reduction of cross-section

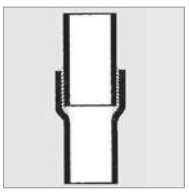

Outside Ø mm	approx. Content rings	g	No.
Hard solder rings S 2, Ø 12 mm	395	260	40512
Hard solder rings S 2, Ø 14 mm	268	260	40514
Hard solder rings S 2, Ø 15 mm	244	260	40515
Hard solder rings S 2, Ø 16 mm	228	260	40516
Hard solder rings S 2, Ø 18 mm	186	260	40518
Hard solder rings S 2, Ø 22 mm	106	260	40522
Hard solder rings S 2, Ø 28 mm	79	260	40528

Hard Solder Paste LP 5

Flux for hand soldering at working temperatures above 600 °C, **according to DIN EN 1045, Type FH 10, DVGW tested Reg.-No. DV-0101-AT2245,** for gas and water installations with copper pipes, recommended by DVGW in accordance with Worksheets GW 2 and GW 7, hard solders with silver content and usable with any basic materials of steel, copper and copper alloys, brass and gunmetal, working temperature range 550 °C – 800 °C, flux residues must be removed carefully

Description	Type	g	No.
LP 5 in plastic bottle 160 g	160 g	180	40500

Hard Solder Powder HKM

Flux for hard soldering at working temperatures above 800 °C, **according DIN EN 1045 - FH 21,** working temperature 800 °C – 1,100 °C, for copper and copper alloys, brass, gunmetal, nickel silver, bronze, steel and galvanised steel, grey iron and malleable cast iron, for welding copper and brass in dry conditions, can be mixed with clean water to form a paste, flux residues must be removed carefully. Free of boric acid.

Description	g	No.
HKM in plastic bottle 50 g	65	35611

Flux Brush

Description	Width mm	Length mm	g	No.
Flux Brush	13	140	20	530261

Hard Solders

For copper pipe installation

ROTHENBERGER ROLOT® special hard solders are particularly suited for copper pipe installations in cold and hot water systems, for open and closed heating systems, for gas installations in accordance with DVGW Worksheet GW 2 (liquid, natural and town gas), as well as for HVAC and refrigeration applications, and oil pipes. ROTHENBERGER ROLOT® is especially suited for capillary soldering of copper pipes without fittings. Copper / phosphorus / silver solders are highly formable, and are therefore recommended for joints that are subjected to high thermal and mechanical alternating loads.

KEY FEATURES

- Non-foaming. Heat- resistant up to 200 °C
- No flux required with copper / copper joints
- Flux LP 5 is to be used when joining brass, gunmetal, copper, tin and copper / tin alloys
- Not to be used with materials containing sulphur, with iron / nickel alloys or with copper alloys containing nickel
- Manufactured with new, environmentally compatible technology, corrosion neutral, scale-free, improved flow properties

ROLOT® S 94 CuP 179

Quality hard solder **guaranteed according to DIN EN ISO 17672,** due to low phosphorus content, the solder has a wide melting range, and gives soldered joints with increased strength. Standard solder for normally-stressed copper pipe installation, especially for capillary soldering with copper pipe installation without fittings

TECHNICAL DATA

Alloy (weight %):	Cu 93,8 / P 6,2
Melting range:	710 °C – 880 °C
Working temperature:	730 °C
Joinable materials:	Copper, gunmetal, brass, bronze
Flux required with:	Gunmetal, brass, bronze with LP 5

Contents	Squared section mm	Length mm	g	No.
1 kg carton	2 x 2	500	1,025	40094
400 g blister	2 x 2	500	420	1000000133

ROLOT® S 94 XN CuP 179

Quality brazing solder, **guaranteed according to DIN EN ISO 17672,** due the special manufacturing method it has excellent flow characteristics, uniform melting for perfect soldered joints, capillary and air-tight active, ideal for capillary gap soldering in sanitary, heating and gas installation

TECHNICAL DATA

Alloy (weight %):	Cu 93,8 / P 6,2
Melting range:	710 °C – 880 °C
Working temperature:	730 °C
Joinable materials:	Copper, gunmetal, brass, bronze
Flux required with:	Gunmetal, brass, bronze with LP 5

Contents	Squared section mm	Length mm	g	No.
1 kg carton	2 x 2	500	1,025	040097X

ROLOT® S 1

Special quality brazing solder, not standardised, **similar to DIN EN ISO 17672,** for normally-stressed copper pipes systems, also for gap soldering for copper pipe installations without fittings

TECHNICAL DATA

Melting range:	710 °C – 880 °C
Working temperature:	730 °C
Joinable materials:	Copper, gunmetal, brass, bronze
Flux required with:	Brass, gunmetal, bronze LP 5

Contents	mm	Length mm	g	No.
1 kg carton	2	500	1,025	40102

ROLOT® S 2

Special quality hard solder, not standardised, **similar to DIN EN ISO 17672,** with low silver content, matched to normally-stressed copper pipe system, ideal for capillary gap soldering

Contents	Square mm	Length mm	g	No.
1 kg carton	2 x 2	500	1,025	40202
400 g blister	2 x 2	500	420	1000000135

TECHNICAL DATA

Melting range:	710 °C – 820 °C
Working temperature:	720 °C
Joinable materials:	Copper, gunmetal, brass, bronze
Flux required with:	Gunmetal, brass, bronze with hard solder paste LP 5

ROLOT® S 2 CuP 279

Silver / phosphorus safety hard solder, **guaranteed according to DIN EN ISO 17672,** for higher-stressed copper pipe systems, ideal for capillary soldering in sanitary, heating and gas installations

Contents	Square mm	Length mm	g	No.
1 kg carton	2 x 2	500	1,025	40212
1 kg carton	3 x 3	500	1,025	40213
400 g blister	2 x 2	500	420	1000000134

TECHNICAL DATA

Alloy (weight %):	Ag 2 / Cu 91.7 / P 6.3
Melting range:	650 °C – 810 °C
Working temperature:	710 °C
Joinable materials:	Copper, gunmetal, brass, bronze
Flux required with:	Gunmetal, brass, bronze with hard solder paste LP5

ROLOT® S 5

Particularly high quality hard solder, not standardised, **similar to DIN EN ISO 17672,** with low silver content, ideal for capillary and joint soldering in sanitary, heating and gas installations

Contents	Square mm	Length mm	g	No.
1 kg carton	2 x 2	500	1,025	40502
400 g blister	2 x 2	500	420	1000000137

TECHNICAL DATA

Melting range:	710 °C – 820 °C
Working temperature:	720 °C
Joinable materials:	Copper, gunmetal, brass, bronze
Flux required with:	Gunmetal, brass, bronze with hard solder paste LP5

ROLOT® S 5 CuP 281

High-quality silver/phosphorus safety hard solder, **guaranteed according to DIN EN ISO 17672,** for higher-stressed copper pipe systems, ideal for capillary and joint soldering in sanitary, heating and gas installations

Contents	Square mm	Length mm	g	No.
1 kg carton	2 x 2	500	1,025	40005
400 g blister	2 x 2	500	420	1000000136

TECHNICAL DATA

Alloy (weight %):	Ag 5 / Cu 89 / P 6
Melting range:	650 °C – 810 °C
Working temperature:	710 °C
Joinable materials:	Copper, gunmetal, brass, bronze
Flux required with:	Gunmetal, brass, bronze with hard solder paste LP5

ROLOT® S 15 CuP 284

Particularly high quality silver hard solder, **guaranteed according to DIN EN ISO 17672,** especially for capillary-gap soldering subject to high thermal and mechanical alternating loads in HVAC systems, as well as demanding sanitary and gas installations

TECHNICAL DATA

Alloy (weight %):	Ag 15 / CU 80 / P 5
Melting range:	650 °C – 800 °C
Working temperature:	710 °C
Joinable materials:	Copper, gunmetal, brass, bronze
Flux required with:	Gunmetal, brass, bronze with hard solder paste LP5

Contents	Square mm	Length mm	g	No.
1 kg carton	2 x 2	500	1,025	40015

Silver Hard Solders Ag 134 S 34 Cu / S 34 Cu U flux-covered

Free of cadmium, quality silver hard solder **guaranteed according to DIN EN ISO 17672,** plain (S 34 Cu) or flux-covered **according to DIN EN1045 FH 10** (S 34 Cu U), universal application areas for gap soldering, also for drinking water installations, heat-resistant up to 200 °C

TECHNICAL DATA

Alloy (weight %):	Ag 34 / Cu 36 / Zn 27.5 / Sn 2.5
Melting range:	630 °C – 730 °C
Working temperature:	710 °C
Joinable materials:	Steel, malleable cast iron, copper, gunmetal, copper and nickel alloys
Flux required:	for S 34 Cu generally with hard solder paste LP 5

Contents	mm	g	S 34 No.	S 34 U No.
100 g plastic bag	2	110	44910	44915
250 g plastic bag	2	260	44911	44916
1000 g plastic bag	2	1,010	44912	44917

Silver Hard Solders Ag 145 S 45 Cu / S 45 Cu U flux-covered

Free of cadmium, quality silver hard solder, **guaranteed according to DIN EN ISO 17672,** plain (S 45 Cu) or flux-covered according to **DIN EN 1045, Type FH 10** (S 45 Cu U), universal application areas for gap soldering, excluding drinking water installations, heat-resistant up to 200 °C

TECHNICAL DATA

Alloy (weight %):	Ag 45 / Cu 27 / Zn 25.5 – 3.5 / Sn 2.5
Melting range:	640 °C – 680 °C
Working temperature:	670 °C
Joinable materials:	Steel, malleable cast iron, copper, gunmetal, copper and nickel alloys, stainless steel
Flux required:	for S 45 generally with hard solder paste LP 5

Contents	mm	g	S 45 No.	S 45 U No.
100 g plastic bag	2	110	45050	45055
250 g plastic bag	2	260		45056
1000 g plastic bag	2	1,010	45052	45057

ONE of 6.000

Premium tools for professionals!

8

Testing & Leak Detection

System Overview Testing & Leak Detection 190
Testing of Water Lines & Containers
Testing Pumps 191 - 193
Testing of Gas- & Water Lines
Analogue Testing Device 194 - 195
Testing of Waste Water Lines
Leakage Testing in Accordance with DIN EN 1610 196
Leak Detection on Gas Lines
Leak Detection on Water Lines 196
Leak Detection Spray 197
Leak Detection Device 197

Do you want to know more about our products? Please scan the QR-Code!

Overview Testing Pumps

Precision Testing Pumps manual

	RP 50-S / RP 50-S INOX	TP 25	RP 30
Testing & Pressure range:	0 - 60 bar	0 - 25 bar	0 - 30 bar
Hub suction capacity:	45 ml / stroke	16 ml / stroke	16 ml / stroke
Tank capacity:	12 l	7 l	4,5 l
Connection:	R1/2"	R1/2"	R1/2"
Dimension:	720 x 120 x 260 mm	380 x 215 x 156 mm	440 x 200 x 240 mm
Weight:	8 kg	4,6 kg	4,5 kg
Material:	DURAMANT® coated Steel	DURAMANT® coated Steel	ABS Plastic
Valve:	Twin-valve	Twin-valve	–
Pressure Gauge units:	bar, psi, Mpa	bar, psi	bar, psi
Suitable for:	Oil, Water and Glycol	Oil, Water and Glycol	Oil, Water and Glycol
Page	**191**	**193**	**193**

8

Testing Pumps electric

	RP 50-S / RP 50-S INOX
Testing & Pressure Range:	0 - 40 bar
Flow rate:	6 l / min.
Tank capacity:	–
Connection:	R1/2"
Dimensions:	375 x 290 x 300 mm
Weight:	16 kg
Material:	ABS Plastic
Valve:	Single valve
Pressure Gauge units:	bar, psi, Mpa
Gauge characteristics:	Glycerine cushioned
Suitable for:	Oil, Water und Glycol
Page	**192**

RP 50-S / RP 50-S INOX

Robust precision testing pump for pressure testing of water lines and containers up to 60 bar with very high testing standards

Adjustment of the pressure gauge with 0.1 bar scaling is possible!

Product Profile

APPLICATION AREA

Pressure testing with water or oil of piping in residential and industrial construction, as well as for industrial containers (up to 60 bar). Expansion possible with an extra fine scaling pressure gauge (0.1 bar) for testing up to 16 bars

KEY FEATURES

- A drag indicator displays the preset pressure so that a loss of pressure in the system can be detected easier
- Reliable and precise testing results: the dual-valve system (Twin Valve) enables self-testing of the pump, as well as a precise fine adjustment of the pressure
- Especially precise reading as needed: finely scaled (scaling 0.1 bar) pressure gauge available separately
- Testing hose with steel mesh prevents reading mistakes, that can happen when the hose expands during operation
- Type 50-S: Weather and cold-resistant steel container with DURAMANT® coating
- Type 50-S INOX: high-quality corrosion resistant stainless steel tank

TECHNICAL DATA

Testing and pressure range:	0 - 60 bar, with 1 bar steps 0 - 860 psi, with 20 psi steps 0 - 6 MPa, with 0.1 MPa steps
Hub suction capacity:	approx. 45 ml / stroke
Tank capacity:	12 l
Dimensions (L x W x H):	720 x 170 x 260 mm
Connection:	R 1/2“
Container RP 50-S:	Steel, DURAMANT® coated
Container RP 50-S INOX:	Stainless steel

Warp-resistant and lockable lever

Ergonomic handle serves as carrying grip too

Additional pressure gauge with fine scaling 0.1 bar optional

Enables very precise readings up to a range of 16 bar (No. 61316)

Testing hose with steel mesh

Precise measurement

Weather and cold-resistant container

5 year rust-free guarantee - DURAMANT® coated



No. 60200

INOX!

No. 60203

Double valve system: enables self-testing of the pump, as well as a precise fine adjustment of the pressure



Optional: Extra fine scaling Pressure gauge for the testing of systems up to 16 bar with a 0.1 scaling

Model	kg			No.
RP 50-S Testing Pump	8	1	4	60200
RP 50-S INOX (stainless steel) Testing Pump	8	1	4	60203

ACCESSORIES

Model	g		No.	Model	g		No.
Maintenance package	100	1	60201	High pressure hose with 1/4“-1/2“ connection	490	1	R6112500
Double nipple 1/2“ to 3/4“	100	1	60999	Extra 16 bar pressure gauge with drag indicator R1/4“	100	1	61316

RP PRO III

Self-priming electric testing pump up to 40 bar

Product Profile

APPLICATION AREA

Electrical testing pump for the automatic pressure testing of piping and containers up to 40 bar in accordance with national and international standards

KEY FEATURES

- Comfortable, automatic filling and pressure testing of piping and containers
- Compact and robust plastic casing for simple handling at the building site
- Liquid supply freely selectable: optional self-priming up to a maximum of 1 m or from a pressure source. Suitable for oil, water and glycol
- Testing hose with steel mesh prevents reading mistakes, that can happen when the hose expands during operation
- Glycerine cushioned pressure gauge absorbs pressure surges which makes pressure reading easier

TECHNICAL DATA

Testing and pressure range:	0 - 40 bar, with 1 bar steps 0 - 570 psi, with 20 psi steps 0 - 0.1 MPa steps
Flow Rate:	max. 6 l / min
Dimensions (L x W x H):	375 x 290 x 300 mm
Connection:	R 1/2"
Mains voltage:	220 - 240 V / 50 HZ and 110 V / 50 - 60 HZ
Performance:	1.3 kW
Container:	ABS-plastic

Optimal weight distribution
Comfortable to carry

Valve for pressure adjustment
Precise labelling on handle

Thermal automatic shutdown
Prevents overloads and damage to the pump

Glycerine pressure gauge
Easy for the user to read during high dynamic alternating loads



Installation diagram on unit
Eases the direct connection

Function Overview
Direct overview of the functions

No. 61185

8

Model	kg	110 V	220 V
Testing pump RP PRO III self-priming with power cable, high-pressure hose and 1/2" connection, filling hose	16.0	12110016	61185
Filling hose with adaptor	0.5		61001
Testing hose with R 1/2" connection	0.4		V12102000
Extra pressure gauge	0.8		61187
Maintenance package RP PRO III in scope of delivery			61186

TP 25

Small, robust precision testing pump for pressure testing up to 25 bar

Product Profile

APPLICATION AREA

Pressure testing with water or oil of piping in residential and industrial construction, as well as for industrial containers up to 25 bar in accordance with international and national standards

KEY FEATURES

- Reliable and precise testing results: the dual-valve system (Twin Valve) enables self-testing of the pump, as well as a precise fine adjustment of the pressure
- Testing hose with steel mesh prevents reading mistakes, that can happen when the hose expands during operation
- Weather and cold-resistant steel container with DURAMANT® coating

TECHNICAL DATA

Testing and pressure range:	0 - 25 bar
Hub suction capacity:	approx. 16 ml / stroke
Dimensions (L x W x H):	380 x 215 x 156 mm
Connection:	R 1/2"
Container:	Steel, DURAMANT® coated

For the daily work on site

Model	Pressure range	kg			No.
TP 25 Testing Pump	up to 25 bar	4.6	1	4	60250
Maintenance package TP 25			1		60251

RP 30

Simple and light testing pump for compression testing up to 30 bar

Product Profile

APPLICATION AREA

Pressure testing with water or oil of piping in residential and industrial construction, as well as for industrial containers up to 30 bar in accordance with international and national standards

KEY FEATURES

- Testing hose with steel mesh prevents reading mistakes, that can happen when the hose expands during operation
- Shock and corrosion resistant ABS plastic container with reinforced floor

TECHNICAL DATA

Testing and pressure range:	0 - 30 bar, with 1-bar steps 0 - 440 psi, with 20 PSI steps
Hub suction capacity:	16 ml / stroke
Dimensions (L x W x H):	440 x 200 x 240 mm
Connection:	R 1/2"
Container:	ABS-plastic

Easy, light and handy: for all common house building applications

Model	Pressure range	kg			No.
Testing pump RP 30	up to 30 bar	4.5	1	4	61130
Testing hose		0.4	1		R6112500

ROTEST® GW 150/4

Analogue testing device for gas and water connections using air as the medium

Product Profile

APPLICATION AREA

Analogue testing unit for the implementation of the following tests:

Gas: Load and leakage test for newly installed gas lines in accordance with DVGW - TRGI worksheet G600 (April 2008)
Leakage test from propane liquid gas lines / low-pressure liquid gas lines
Adjustment of the duct pressure on atmospheric burners and forced-air burners
Testing of the appliance connection pressure on gas appliances

Water: Pre-testing and testing of newly installed drinking water lines in accordance with DIN 1988 (TRWI)

KEY FEATURES

- Quick and precise pressure reading over water column without electronic
- Testing time and pressures in accordance with DVGW - TRGI and TRWI clearly arranged on unit cover
- Sturdy unit: High reliability when used on the building site

TECHNICAL DATA

Pressure gauge:	4 bar
Water column:	150 mbar
Testing accuracy:	Water column 0.1 mbar (Reading accuracy in accordance with TRGI) Pressure gauge 0.1 bar (Display range 0 - 4 bar)

DVGW-TRGI / worksheet G600/April 2008 conforming!

Legible scaling
Continuous scaling up to 150 mbar

Measurement chart in unit
Testing times and testing pressure from lawmakers at a glance

Inspection glass
Water level control

Foam inlay
High transport safety and protection of the components

Compact measuring station
Designed to serve in real-life situations through quick, exact gas pressure measurements

Testing scale up to 150 mbar on transparent extending tube element



Transparent tube element with double o-ring seal

Model in combination with basic unit	kg	No.
with 5 test plugs and supply end cap (with No. 1-14, 16-17)	7.6	61700
with 5 test plugs without supply end cap (with No. 1-5, 7-14, 16-17)	7.3	61701

Set Components

Description	ET	g	No.
Connecting hose	1	130	61015
Cut-off valve, gas	2	125	61017
Adaptor	3	10	61018
Rubber bellow	4	55	61014
Tube element, 4 piece	5	120	61702
Supply end cap	6	380	61041
Seal set	7	40	61030
Force Pump	8	500	61011
Spare manometer R 1/4"	9	75	61012
Double nipple for hose connection	10	100	H96591
Measurement fluid, blue	11	100	351257
Adaptor 1/2"		50	61067

4, 7 up to 11 without picture

1 No. 61015

2 No. 61017

3 No. 61018

5 No. 61702

6 No. 61041

Gas Test Plug / Adaptor

Suitable for gas lines up to 1.5 bar

Model	Steel exterior pipe Ø inch	Copper exterior pipe Ø mm	Parts-No.	g	No.
Conical shape with pneumatic connection					
Size 0	3/8 - 1/2"	15 - 18		45	351260
Size 1	1/2 - 1"	22 - 28		80	351261
Size 2	3/4 - 1.1/4"	35 - 42		125	351262
Size 3	1.1/4 - 2"	54 - 64		175	351263

Model	Steel exterior pipe Ø inch	Copper exterior pipe Ø mm	Parts-No.	g	No.
Cylindrical shape with pneumatic connection					
Size 1	3/4"	22		60	351271
Size 2	1"	28		75	351272

Model	Steel exterior pipe Ø inch	Copper exterior pipe Ø mm	Parts-No.	g	No.
Conical shape with hose coupling					
Size 0	3/8 - 1/2"	15 - 18		200	351220
Size 1	1/2 - 1"	22 - 28		300	351221
Size 2	3/4 - 1.1/4"	35 - 42		300	351222
Size 3	1.1/4 - 2"	54 - 64		400	351223

Model	Steel exterior pipe Ø inch	Copper exterior pipe Ø mm	Parts-No.	g	No.
Conical shape with 2 ball valves					
Size 1	1/2 - 1"	22 - 28		260	351231
Size 2	3/4 - 1.1/4"	35 - 42		420	351232
Size 3	1.1/4 - 2"	54 - 64		700	351233

Model	Steel exterior pipe Ø inch	Copper exterior pipe Ø mm	Parts-No.	g	No.
Conical shape with 1 ball valve					
Size 0	3/8 - 1/2"	15 - 18		200	351225
Size 1	1/2 - 1"	22 - 28		350	351226
Size 2	3/4 - 1.1/4"	35 - 42		390	351227
Size 3	1.1/4 - 2"	54 - 64		600	351228

With double plug valve - with hose snout Model	Parts-No.	g	No.
Adaptor/cut-off valve with pn. connection		290	351265

8

House Connection Test Set

Set for testing in accordance with DIN EN 1610 and 1986 in combination with GW Digital (version 2.1 or newer)

Product Profile

APPLICATION AREA

Testing balloon and accessories for the leakage testing of ground water piping using air in accordance with **DIN EN 1610 and DIN 1986, part 30**. Suitable for nominal diameters of 65 to 250 mm

No. 61340

KEY FEATURES

- Handy set: One testing and sealing balloon for the most common pipe diameters (included in set are diameters 75 - 150 mm, additional balloons available in accessories)
- Easier positioning of the balloon, even in hard to reach places using various push and filling rod sizes
- Body material is made out of aluminium and eases the positioning of the testing balloon through the pipe system
- Sturdy balloons made of natural rubber are temperature, use and waste water resistant. If the balloon becomes damaged, a simple repair is possible

TECHNICAL DATA

Maximum operating pressure: 1,5 bar
Push rod length: 10 m

11-part House Connection Test Set (No. 61340) includes: sealing balloon NW 75-150 (No. 61352), testing balloon NW 75-150 (No. 61359), filling hose (No. 61365), test valve, filling valve (No. 61367), push rod (No. 61380), holding rope (No. 61368), upright pump with pressure gauge (No. 61369), plastic case (No. 61370), cover (No. 91123), plastic case inlay for upright pump (No. 91122)

Model	kg		No.	Ø Testing/Sealing balloon	Testing balloon No.	Sealing balloon No.
House Connection Test	7,8	1	61340	Ø 65 - 100 mm	61358	–
				Ø 75 - 150 mm	61359	61352
				Ø 90 - 250 mm	61360	61353

8

ROLeak Aqua Plus

Easy to use leak detection device with acoustic signal signal for pipe systems

Product Profile

KEY FEATURES

- Leak detection for various pipe materials
- Amolifies flow noise for exact detection of leaks

Acoustic Leak detection of heating installations

KEY FEATURES

- Wireless signal transmission to headphone
- Digital Display of the Volume
- Simplyfied two-button usage

TECHNICAL DATA

3-staged Frequency filter: 1. Stage: 0 - 540 Hz
2. Stage: 540 - 4.000 Hz
3. Stage: 0 - 4.000 Hz
Operating time: ca. 50 h
Weight: 300 g (Handheld device
Level of protection: IP 41

Improved Sound compared with previous models!

6-parts Set (1500000922) includes: Basic Unit, Headphones, Magnetic adaptor, 2 x Extensionstick, Tripod-adaptor, Plastic case

Model	kg	No.
ROLeak Aqua Plus	1,6	1500000922

ROTEST® Electronic 3

Leak detection on gas lines

Product Profile

APPLICATION AREA

For the detection of gas in room, as well as leaks in pipes. Detects all flammable methane based gases

KEY FEATURES

- Leaks are optically as well as acoustically displayed
- With the help of the 42 cm long, flexible testing head and the integrated lamp, even dark and hard to reach places can be tested
- Quick and precise leak location of even the smallest leak source: The sensitivity of the unit can be adjusted continuously in a range from < 50 ppm - 1 Vol %
- Shock-proof soft case jacket and simple one-handed operation of the unit for use on the building site
- Optical display of battery status

TECHNICAL DATA

Detects: Natural gas, propane, butane, methane, acetone, alcohol, ammonia, benzyl, ethylene, gasoline, hydrogen, industrial solvents, jet fuel, paint thinner, naptha, toluene

Sensitivity: < 50 ppm – 1 Vol % (Methan)

Power supply: 1 x 9 Volt block battery, type SLM 9 V

Set (No. 66080) includes:
ROTEST® Electronic 3, 9 V battery, plastic carrying case (No. 66085)

Model	kg	No.
ROTEST® Electronic 3	1,5	66080

Finds leaks easily

8

ROTEST®

Leak detection on gas lines

Highly sensitive foam spray: Quick and reliable location of leaks!

DVGW-tested
Reg.-No. NG-5170CL0063

Product Profile

APPLICATION AREA

Ideal for detecting leaks in gas-filled lines, gas cylinders or containers. When a leak is present a blister forms

KEY FEATURES

- Simple use - always ready to use
- Highly sensitive foaming spray for a quick and reliable locating of leaks

TECHNICAL DATA

Detects gases (for example natural gas, inflammable gas, air)
The leak detection spray is neutral against the most common inflammable gases and refrigerants. The only reaction is the building of foam

Model	Content g		No.
ROTEST® Leak Detection Spray 400 ml	470	1	65000
ROTEST® Leak Detection Spray 400 ml	470	12	1000000442

ONE of 6.000

Premium tools for professionals!

9

Freezing

Freezing electric

Pipe freezing systems 200 - 202

Freezing with Gas

Pipe freezing systems 203

Do you want to know more about our products? Please scan the QR-Code!

System Overview

	Freezing electric		Freezing with Gas	
	ROFROST® TURBO 1.1/4"	ROFROST® TURBO 2"	ROFROST® Dry Ice	ROFROST® Handy
Working range Cu:	10 - 42 mm (3/8 -1.3/8")	10 - 54 mm (3/8 - 2.1/8")	10 - 54 mm (1/2 - 2.1/8")	15 - 28 mm
Working range Fe:	1/8 - 1.1/4"	1/8 - 2"	1/8 - 2"	1/4 - 3/4"
Reduction inserts:	up to 12 pcs.	up to 15 pcs.	up to 10 pcs.	4 pcs.
Freezing hose:	2,5 m	2,5 m	2 m	–
Refrigerant:	R 404 A	R 404 A	CO_2 (R 744)	R 134 A
Page	**200, 201**	**200, 201**	**203**	**203**

ROFROST® TURBO 1.1/4" / ROFROST® TURBO 2"

Pipe freezing system for copper, steel, stainless steel and plastic composite pipes

Simple and flexible use in all situations!

Temperature display easy to read and rotatable

Safe, controlled freezing and monitoring

Simple clamping system

For use even in confined spaces

Compact design

Portable use, optimal for service industry

For pipes with Ø 10 mm - 54 mm

Reduction inserts in various sizes

ROFROST® TURBO 1.1/4"

Pipe freezing system for copper, steel, stainless steel and plastic composite pipes

230 V 110 V TÜV SÜD

Product Profile

APPLICATION AREA

Maintenance, repair and expansion work in sanitary and heating installations

Copper pipes:	Ø 10 - 42 mm	ROFROST® TURBO 1.1/4"
	Ø 3/8 - 1.3/8"	ROFROST® TURBO 1.1/4"
Steel pipes:	Ø 1/4 - 1.1/4"	ROFROST® TURBO 1.1/4"

Plastic pipes, as well as multi-layered composite pipes

KEY FEATURES

- Safe freezing: Thermometer on the freezer clamp indicates when the pipe is completely frozen
- Reduction inserts in various sizes for all common pipe diameters
- With the flexible hose and the simple clamping system even working overhead and in confined spaces is not a problem
- The use of heat conductive paste guarantees an optimum icing. It prevents air pockets between the freezing clamps and pipe. The pipe does not need to be sprayed with water

Model	kg	230 Volt 50/60 Hz
ROFROST® TURBO 1.1/4" with reduction inserts size I, II, III, V, VII, IX, XII (see ROFROST® reduction insert overview)	24.8	62200
Expansion set for ROFROST® TURBO with reduction inserts size II, III, V, VII		62230
additional sets upon request		

ROFROST® TURBO 2"

Pipe freezing system for copper, steel, stainless steel and plastic composite pipes

230 V 110 V TÜV SÜD

Product Profile

APPLICATION AREA

Maintenance, repair and expansion work in sanitary and heating installations

Copper pipes:	Ø 10 - 54 mm	ROFROST® TURBO 2"
	Ø 3/8 - 2.1/8"	ROFROST® TURBO 2"
Steel pipes:	Ø 1/4 - 2"	ROFROST® TURBO 2"

Plastic pipes, as well as multi-layered composite pipes

KEY FEATURES

- Safe freezing: Thermometer on the freezer clamp indicates when the pipe is completely frozen
- Reduction inserts in various sizes for all common pipe diameters
- With the flexible hose and the simple clamping system even working overhead and in confined spaces is not a problem
- The use of heat conductive paste guarantees an optimum icing. It prevents air pockets between the freezing clamps and pipe. The pipe does not need to be sprayed with water

Model	kg	230 Volt 50/60 Hz
ROFROST® TURBO 2" with reduction inserts size A, E, F, G (see ROFROST® reduction insert overview)	25.6	62203
ROFROST® TURBO 2" with reduction inserts size II, III, V, VII, A, E, F, G (see ROFROST® reduction insert overview)	25.8	62206
Expansion set for ROFROST® TURBO with reduction inserts size II, III, V, VII		62230
additional sets upon request		

Anti-kink tube system

Guarantees high flexibility
and uninterrupted operation

Excellent overall size for working close to walls or on floors

Can also be used with parallel running pipes and in confined spaces

Trouble-free use near walls

ROFROST® TURBO Reduction Inserts

9

ROFROST® TURBO 1.1/4"

Reduction insert Size	Nominal size Cu	Nominal size Cu	Nominal size Fe	g	No.
Size I	10 mm	3/8"	1/8"	190	62217
Size II	12 mm	1/2"	-	180	62211
Size III	14/15 mm	-	1/4"	170	62212
Size IV	16 mm	5/8"	-	170	62219
Size V	18 mm	-	3/8"	165	62213
Size VI	20 mm	3/4"	-	155	62224
Size VII	22 mm	7/8"	1/2"	145	62214
Size VIII	-	1"	-	125	62226
Size IX	28 mm	-	3/4"	110	62215
Size X	-	1.1/8"	-	90	62227
Size XI	32 mm	1.1/4"	-	80	62221
Size XII	35 mm	1.3/8"	1"	65	62216

ROFROST® TURBO 2"

Reduction insert Size	Nominal size Cu	Nominal size Cu	Nominal size Fe	g	No.
Size A	28 mm	-	3/4"	190	62231
Size B	-	1.1/8"	-	180	62232
Size C	32 mm	1.1/4"	-	170	62233
Size D	35 mm	1.3/8"	1"	170	62234
Size E	42 mm	-	1.1/4"	165	62235
Size F	-	-	1.1/2"	155	62236
Size G	54 mm	2.1/8"	-	145	62237

The reduction insert size E, 42 mm serves as an adaptor piece for fitting ROFROST® TURBO 1.1/4" reduction inserts size I – size XII

ROFROST® Heat Conductive Paste

No. 62291

For a perfect freezing result

Heat conductive paste enables fully automatic freezing without spraying!

Description		g		No.
ROFROST® Heat Conductive Paste	150 ml	130	1	62291

ROFROST® Dry Ice Set

Freezing unit for the freezing of pipes up to 2" without electricity

Set without carbon dioxide bottles!

Product Profile

APPLICATION AREA

Maintenance, repair and expansion work in sanitary and heating installation. No electrical connection required!

KEY FEATURES

- Flexible use, freezing possible without electricity!
- Because of the low temperature (up to -79° C) the dry ice enables a faster freezing as every other electrical freezing unit that uses refrigerant
- Piping up to 2" can be frozen with just one unit
- Freezer heads made out of extremely cold-resistant special plastic

TECHNICAL DATA

Copper pipes: Ø 10 mm - 54 mm
Ø 1/2 - 2.1/8"
Steel pipes: Ø 1/8 - 2"

Plastic pipes, as well as plastic composite pipes

Use carbon dioxide bottles only with stand pipes

Freezer Heads

19-part set (No. 65030) includes: 2 handles with feed valves (No. 65032), 2 high pressure hoses (No. 65033), 10 pairs of freezer heads (2 for each pipe dimension), stopper for one-sided freezing (No. 65049), wrench (No. 65045), internal hexagonal screwdriver (No. 65046), T-piece (65034), Plastic carrying case (65031)

for Copper pipes Ø mm	for Copper pipes Ø inch	for Steel pipes Ø inch	kg	No.
10 - 60	1/2 - 2.1/8"	1/8 - 2"	4.9	65030

ROFROST® Freezer Heads

Size	for Copper pipes Ø mm	for Copper pipes Ø inch	for Steel pipes Ø inch	g	No.
1	10 - 12	1/2"	1/8"	60	65035
2	14 - 15	-	1/4"	60	65036
3	16 - 18	5/8"	3/8"	70	65037
4	22	3/4 - 7/8"	1/2"	70	65038
5	28	1.1/8"	3/4"	110	65039
6	35	1.3/8"	1"	110	65040
7	42	1.5/8"	1.1/4"	210	65041
8	-	-	1.1/2"	210	65042
9	54	2.1/8"	-	250	65043
10	-	-	2"	250	65044

9

ROFROST® Handy

The fast, portable freezing system for copper pipes Ø 15 - 28 mm and steel pipes 1/4 - 3/4"

Product Profile

APPLICATION AREA

Pipe freezing system is ideally for quick repairs and small expansion tasks

KEY FEATURES

- Freezing is possible in the smallest spaces
- Space saving case

10-part set (No. 64020) includes: Quick Freeze freezing spray (No. 64001), Freezing head 1/4" (No. 64021), Freezing head 3/8" (No. 64022) Freezing head 1/2" (No.64023) Freezing head 3/4" (No. 64024), internal hexagonal screwdriver (No. 65046), Foam inlay (No. 64026), Plastic carrying case without inlay (No. 30898), Inlay for plastic carrying case (No. 62045), ROTHENBERGER fleece cloth (No. 93915)

Model	g	No.
ROFROST® Handy	2,400	64020
Quick Freeze Freezing Spray	500	64001

ONE of 6.000

Premium tools for professionals!

10

Inspection & Locating

System Overview Video Inspection 206 - 207

Video Inspection

ROSCOPE® i2000 Overview 208 - 209

ROSCOPE® i2000 and ROCAM® 4 App 210

Inspection Modules for ROSCOPE® i2000 211 - 213

Locating- & Thermal Image module for ROSCOPE® i2000 214

ROCAM® 4 Pipe Inspection Camera 214 - 216

Accessories for ROCAM® 4 Pipe Inspection Camera 217

Do you want to know more about our products? Please scan the QR-Code!

ROSCOPE® i2000

App for Smartphone and Tablet

For editing and sending of recorded image data

Available for iOS and Android!

ROSCOPE® i2000 Modules

	Module TEC	Module 25/16	Module 25/22	Module ROSCAN 150	Module ROLOC PLUS
					
Application:	Hollow Spaces	Ø 50-100 mm	Ø 40-100 mm	Thermography	Locating of sondes
Display size:	3,5″	3,5″	3,5″	3,5″	3,5″
Touchscreen:	✓	✓	✓	✓	✓
Cable length:	1 m	16 m	22 m	–	–
Cable:	Ø 9 mm	Ø 8,5 mm	Ø 5,5 mm	–	–
Camera head:	Ø 17 mm	Ø 25 mm	Ø 25 mm	–	–
Self levelling:	✓	✓	–	–	–
Transmitter:	–	✓	–	–	–
Frequency:	–	512 Hz	–	–	512 & 640 Hz, 33 kHz
Picture format:	JPG	JPG	JPG	JPG	–
Picture Resolution:	640 x 480 Pixel	640 x 480 Pixel	640 x 480 Pixel	640 x 480 Pixel	–
Video format:	AVI	AVI	AVI	AVI	–
Video Resolution:	640 x 480 Pixel	640 x 480 Pixel	640 x 480 Pixel	640 x 480 Pixel	–
Storage:	SD-card	SD-card	SD-card	SD-card	–
WiFi:	✓	✓	✓	✓	–
Protocol feature:	–	–	–	–	–
Audio-recording:	✓	✓	✓	✓	–
Data handling:	via App	via App	via App	via App	–
Page	**211**	**212**	**211**	**213**	**213**

ROCAM® 4

App for Smartphone and Tablet

For editing and sending of recorded image data

Available for iOS and Android!

ROCAM® 4 Exchange Reels

	Exchange reel with Camera head Ø 30 mm	Exchange reel with Camera head Ø 40 mm	Mini Module 8 m
Application:	Ø 70 - 150 mm	Ø 100 - 300 mm	Ø 40-100 mm
Display size:	10,4”	10,4”	10,4”
Touchscreen:	✓	✓	✓
Cable length:	30 m	30 m	8 m
Cable:	Ø 7 mm	Ø 7 mm	Ø 5,5 mm
Camera head:	Ø 30 mm	Ø 40 mm	Ø 25 mm
Self levelling:	✓	✓	–
Transmitter:	✓	✓	–
Frequency:	33 kHz	33 kHz	–
Picture format:	JPG	JPG	JPG
Picture resolution:	720 x 600 Pixel	720 x 600 Pixel	720 x 600 Pixel
Video format:	AVI	AVI	AVI
Video Resolution:	720 x 600 Pixel	720 x 600 Pixel	720 x 600 Pixel
Storage:	SD-card	SD-card	SD-card
WiFi:	✓	✓	✓
Protocol feature:	✓	✓	✓
Audio-recording:	✓	✓	✓
Data handling:	✓	✓	✓
Page	**214, 215**	**214, 215**	**215**

ROSCOPE® i2000

Inspection and locating technology combined in one unit with multiple functions. Modular system allows for various applications.

Product Profile

APPLICATION AREA

The ROSCOPE® i2000 covers almost all inspection techniques within living and working spaces. Camera and locating modules allow a multifunctional use. WiFi technology enables a quick and easy data transfer.

KEY FEATURES

- User-friendly touchscreen monitor and simple menu guidance
- Easy data transfer for subsequent processing
- Audio recording and playback possible without further equipment
- USB charging function

TECHNICAL DATA

Display:	3.5“ Touchscreen (color)
Video format:	AVI
Picture format:	JPEG, 640 x 480 pixels
Connection:	Mini-USB, AV-Out, SD-card slot
Power supply:	Li-ion battery 3.7 V / 5.2 Ah

Versatile and user-friendly!

Compatible connection
Previous ROTHENBERGER modules can be used

WiFi
Easy data transfer to mobile devices

3.5“ Touchscreen
640 x 480 pixel resolution (JPEG)

Ergonomic handling
Function keys arranged closely together

SD-card slot
Memory space for audio, video and image data

Integrated microphone

Integrated speaker
For audio playback

Slip-free handle
For comfortable and effort saving operation - even over long periods of time

Powerful Li-ion battery
For an extra long battery life and short charging times

10

ROSCOPE® i2000 & ROCAM® 4 App

App for smartphone and tablet to edit and send recorded image data

APPLICATION ADVANTAGES

- WiFi-transmitter allows a live image transfer from the ROSCOPE® i2000 to mobile devices
- Integrated editing function to indicate and mark specific pipeline damages
- Synchronizing of stored images of the ROSCOPE® i2000 to allow further processing
- Sending of edited pictures directly from the place of action

See page 210

Transfer to mobile devices

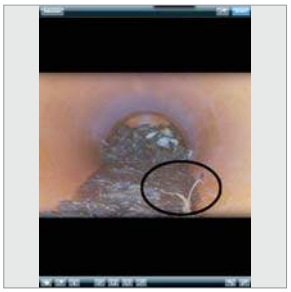

Editing with the ROSCOPE® i2000 App

For Inspection: MULTIVIEW

Modular concept for visual inspection of pipes, hollow spaces and pipes

KEY FEATURES

4 different modules for the ROSCOPE® i2000 basic unit

- **Module TEC**
  Hollow space inspection with self-leveling picture
- **Module 25/16 or 25/22:**
  Waterproof pipe module for pipe inspection in 90° bends from Ø 40 mm
- **Module ROSCAN 150:**
  Thermal Image Camera with Overlay-technology for the precise detection of leaks

See pages 211-213

Module 25/16

Module 25/22

Module TEC

Module ROSCAN 150

For Locating: ROLOC PLUS

Positioning module for sondes

KEY FEATURES

- The unit guides through the locating process reliably
- Minimises the effort needed for evacuations or locating damaged areas on the pipe with pin-point locating of the camera head
- Pin-point locating of the specific location with the depth measurement function

See page 213

Camera head is 1.5 m deep

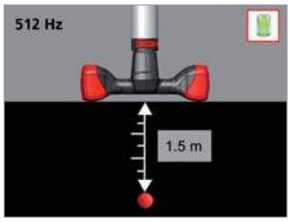

Target is right of the running direction. Correction of your direction to the right is necessary

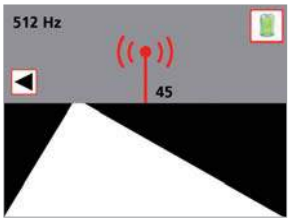



ROSCOPE® i2000 & ROCAM® 4 App

App for smartphone and tablet to edit and send recorded image data

Product Profile

APPLICATION ADVANTAGES

- WiFi-transmitter allows a image transfer live from the ROSCOPE® i2000 to mobile devices
- Integrated editing function to mark and name specific pipeline damages
- Synchronizing of stored images of the ROSCOPE® i2000 to allow further processing
- Sending of edited pictures directly from the place of action

TECHNICAL DATA

ROSCOPE® i2000:	
Compatibility:	iOS 5.1 or newer, Android 4.0 or newer
Size:	4,1 MB
ROCAM® 4:	
compatibility:	iOS 8.1 or newer, Android 4.0 or newer
Size:	12 MB

Live Image

Editing Display

Album

Album

Picture and Video Recording

Settings / Notes

Editing

Change to edit settings

- Color palette
- Pen and Rubber
- Text
- Right-angle, Circle, Arrow

Available for iOS and Android!

Inspection of basin drains

Sending of edited pictures directly from the place of action

ROSCOPE® i2000 Module TEC

High-performance camera for the inspection of hollow spaces and hard to reach areas

Product Profile

KEY FEATURES

- User-friendly touchscreen monitor and simple menu guidance
- Self-leveling camera head
- Recording and playback of the inspection on video (AVI) or photo (JPEG)
- Waterproof camera head as per IP 68

TECHNICAL DATA

Display:	3.5" Touchscreen (color) (technical data about basic unit available on page 208)
Camera head:	Ø 17 mm, **self-leveling** and waterproof, with 4 LED lights
Brightness:	100 LUX (0.5 m)
Cable length:	1 m
Power supply:	Li-ion battery 3.7 V / 5.2 Ah
Weight:	0.9 kg

Self-levelling camera head

No. 69615

Inspection of hollow spaces

Camera head with high-performance LEDs

Scope of delivery ROSCOPE® i2000 Module TEC (No. 1500000696):
ROSCOPE® i2000 basic unit, Module TEC, charger, plastic carrying case

Model		No.
ROSCOPE® i2000 Module TEC	1	1500000696
Module TEC (without basic unit)	1	69601
Set (hook, magnet, mirror)	1	69615

ROSCOPE® i2000 Module 25/22

High-performance camera for the inspection of pipes from ø 40 up to 100 mm.

Cable length: 22 m!

Product Profile

KEY FEATURES

- Recording and playback of the inspection on video (AVI) or photo (JPEG)
- Extremely flexible camera head for 90° bends starting from Ø 40 mm

TECHNICAL DATA

Display:	3.5" Touchscreen (color) (technical data about basic unit available on page 192)
Camera head:	Ø 25 mm, waterproof, with 8 LED lights
Brightness:	100 LUX (0.5 m)
Cable length:	22 m
Cable diameter:	5.5 mm
Power supply:	Li-ion battery 3.7 V / 5.2 Ah
Weight:	3.1 kg

Inspection of rain downpipes

Inspection of floor drains

Scope of delivery ROSCOPE® i2000 Module 25/22 (No. 1000000860):
ROSCOPE® i2000 basic unit, Module 25/22, Module TEC, charger, plastic carrying case

Model		No.
ROSCOPE® i2000 Module 25/22 + Module TEC	1	1000000860
1 Module 25/22 (without basic unit)	1	69603
Guide skid for Module 25/16 and 25/22	1	74629

ROSCOPE® i2000 Module 25/16

High-performance camera for the inspection of pipes from Ø 50 up to 100 mm. With an integrated transmitter for the precise locating of the camera head.

Product Profile

KEY FEATURES

- Recording and playback of the inspection on video (AVI) or photo (JPEG)
- Extremely flexible camera head for 90° bends starting from Ø 50 mm
- Can be used with guide skid up to Ø 100 mm
- Self-leveling picture
- Integrated transmitter for the precise locating of the camera head
- ROSCOPE® i2000 basic unit can also be used as control unit for the ROLOC PLUS locating module

TECHNICAL DATA

Display:	3.5" Touchscreen (color) (technical data about basic unit available on page 208)
Camera head:	Ø 25 mm, **self-leveling** and waterproof, with 4 extra bright LED lights
Brightness:	125 LUX (0.5 m)
Cable length:	16 m
Cable diameter:	8.5 mm
Frequency:	512 Hz
Power supply:	Li-ion battery 3.7 V / 5.2 Ah, 2 AA batteries (transmitter)
Weight:	3.9 kg

Simple locating of the camera head with the integrated transmitter!

WiFi
Easy data transfer to mobile devices

Integrated transmitter
For the precise locating of the camera head

3.5" Touchscreen
640 x 480 pixel resolution (JPEG)

Self-leveling camera head
Picture is always upright, no loss of orientation

Battery compartment
For the power supply of the integrated transmitter (2 AA batteries included in delivery)

Guide skid for Module 25/16 and 25/22
For centring of the camera head, better illumination of the pipe

No. 74629

Rubberized base
Stable stand without slipping and damaging the surface

Inspection of access line

Inspection of rain drainpipes

Scope of delivery ROSCOPE® i2000 Module 25/16 (No. 1000000842):
ROSCOPE® i2000 basic unit, Module 25/16, Module TEC, charger, plastic carrying case

Model		No.
ROSCOPE® i2000 Module 25/16 + Module TEC	1	1000000842
Module 25/16 (without basic unit)	1	1500000052
Guide skid for Module 25/16 and 25/22	1	74629

ROSCOPE® i2000 Module ROLOC PLUS

Easy to use pipe and sonde locating device. Available as a complete unit, as well as locating module for the ROSCOPE® i2000 Basic unit

Product Profile

KEY FEATURES

- Pin-point location of the sonde
- Precise depth measurement
- Different frequencies can be chosen
- Simple and clear menu design guides step-by-step through the locating process
- Telescopic function makes transporting in case easier

TECHNICAL DATA

Display:	3.5" Touchscreen (color) (technical data about basic unit available on page 208)
Frequencies:	512 and 650 Hz, 33 kHz active/passive, 50/60 Hz passive
Power supply:	Li-ion battery 3.7 V / 5.2 Ah
Dimensions:	95 x 32 x 30 cm (operating mode) 67 x 32 x 9 (transportation mode)
Weight:	1.4 kg

Scope of delivery ROSCOPE® i2000 Module ROLOC PLUS (No. 1000000065): ROSCOPE® i2000 basic unit, Module ROLOC PLUS; Module TEC, charger, plastic carrying case

Model		No.
ROSCOPE® i2000 Module ROLOC PLUS	1	1000000861
+ Module TEC		
Module ROLOC PLUS (without basic unit i2000)	1	1500000057

Also for use with ROCAM® 4 Multimedia

Simple menu guidance
Guides step-by-step to targeted position

Telescopic function
For easier transport in case

Multi-frequencies
Locating of the most common camera heads

Depth measurement
Pin-point location of the transmitter position

Target is left of the running direction. Correction of your direction to the left is necessary

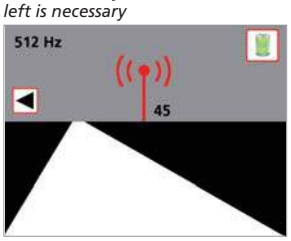

Depth measurement with a push of the button

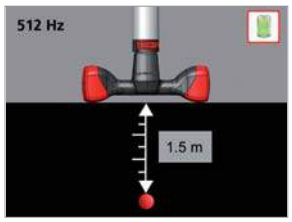

ROSCOPE® i2000 Module ROSCAN 150

Infrared camera for leak detection

Product Profile

KEY FEATURES

- Overlay technology for precise leak detection
- Very high accuracy of measurement in the range of - 20 °C to 220 °C
- 3.5" touchscreen for easy and intuitive handling
- WiFi-transmission to mobile end devices
- Recording of pictures (jpeg) and videos (avi)
- Recording and playback of audio comments
- Memory on internal SD-Card

TECHNICAL DATA

Display:	3.5" Touchscreen (color) (Technical Data Basic unit see page 208)
IR Pixel:	32 x 31
Display size:	23,8 x 23,1 mm
Temperature range of the object:	-20 °C bis 220 °C
NETD:	160 mK
Frame rate:	9 Hz
Ideal focus distance:	2 m

Model		No.
ROSCOPE® i2000 Module ROSCAN 150	1	1000000995
+ Modul TEC		
Module ROSCAN 150 (without Basic Unit i2000)	1	1500000932

Overlay-Technique:
Overlay of visual image and thermal image for accurate analysis and clear understanding

For ROSCOPE® 1000 and ROSCOPE® i2000!

Modular concept for ROSCOPE® 1000 und ROSCOPE® i2000

Hydraulic balance – Visualization of heating efficiency

ROCAM® 4

Inspection camera for pipes from Ø 40-300 mm, with integrated software for documentation and large removable 10,4" Touchscreen

Product Profile

KEY FEATURES

- Picture editing, change of camera settings and menu guidance via the 10,4" Colour-Touchscreen
- Direct recording of pictures and video, as well as editing options (e.g. documentation of damage)
- Fast data recording with integrated keyboard to mark, highlight and name damages

KEY FEATURES

- Picture and video transmission via WIFI, Micro-HDMI, Mini-USB, SD-card
- Livestream of picture and data via WIFI to the ROCAM® 4 App
- Self-levelling and exchangeable camera heads
- Exchangeable reels for various working ranges

Li-Ion battery 18V 3,0Ah (same as ROMAX® 3000)
Long battery operation time (up to 5 hours)

Digital metre count
Precise determination of distance to camera head

WiFi transmitter
Simple data transmission to mobile devices

Removable display unit with 10,4" Colour-Touchscreen
Full functionality, even in confined spaces

Integrated microphone
Voice recording for documentation possible

Exchangeable reel system 30m / 8m
Large operating range from Ø 40 mm pipe diameter

30 mm Camera head with improved luminosity

High flexibility and durability

Cover protected connections for SD-card, Micro-HDMI, Mini-USB

Locating with ROSCOPE® module ROLOC PLUS

TECHNICAL DATA

Picture and video format:	JPG / AVI (Resolution 720 x 600)
Camera head:	Ø 30 mm, self-levelling and waterproof with 10 LEDs
	Ø 40 mm, self-levelling and waterproof with 36 LEDs
Working area:	Ø 70 - 150 mm (30 mm camera head)
	Ø 100 - 300 mm (40 mm camera head)

TECHNICAL DATA

Cable length:	30 m (standard)
	8 m Mini-Module (optional)
Cable diameter:	7 mm (30 m reel)
	5,5 mm (Mini-Module)
Transmitter frequency:	33 kHz
Power supply:	Li-Ion battery 18V / 3 Ah
	Main adaptor 230 V, 50 - 60 Hz (optional)

Sending of edited pictures directly from the place of action

Model		No.
ROCAM® 4 with Camera head ø 30 mm	1	1500001470

10,4" Color-Touchscreen for the use on construction site

Model		No.
ROCAM® 4 with Camera head ø 40 mm	1	1500001471

Mini-Module ROCAM® 4

Easy extension of the working area of the ROCAM® 4 for pipes Ø 40 - 100 mm

Product Profile

KEY FEATURES

- Professional Inspection of small pipe diameters
- Easy Handling due to Exchange reel system

TECHNICAL DATA

Camera head:	Ø 25 mm, waterproof with 8-LEDs
Working area:	Ø 40 - 100 mm
Cable length:	8 m Mini-Module
Cable diameter:	5,5 mm

Model		No.
Mini-Module ROCAM® 4	1	1500001472

ACCESSORIES

Model	No.
Camera head ø 40 mm	1500000122
Camera head ø 30 mm	1500000123
ROCAM® 4 Accessories	216



ROCAM® Camera Heads

Camera heads made of high-quality materials for professional inspection of pipes from Ø 70 up to 300 mm

Product Profile

KEY FEATURES

Excellent brightness:
- The ROCAM® camera head Ø 30 mm has over 10 ultra bright LED lights, that effortlessly illuminate pipes up to Ø 150
- The camera head can be mounted with a Ø 40 mm camera head for larger pipe diameters

Pressure tight screw slip-ring connection:
- Pressure tight connection (3 bar) between camera head and push cable
- High resistance to shock and impact
- Quick and toolless exchange of the camera heads
- No burden from electrical connections

High flexibility and resistant:
- Flexible spring provides 90° curveablity in pipes up to Ø 70 mm when enough stability is provided
- Pressure tight up to 3 bar with the stainless steel casing
- Scratch and impact resistant with the sapphire glass objective

KEY FEATURES

Mountable transmitter:
- Optional 33 kHz transmitter can be used to determine the length of the camera head (90° from Ø 70)
- In small pipe diameters the transmitter can also be used without the camera head to determine the course of the pipe without a visual inspection

TECHNICAL DATA

Camera head:	Ø 30 mm with 10 LED lights Ø 40 mm with 36 LED lights **self-leveling** and waterproof
Brightness:	175 LUX (0.5 m), camera head Ø 30 mm 666 LUX (0.5 m), camera head Ø 40 mm

Always an upright picture!

Excellent illumination

Pressure tight screw slip-ring connection

High flexibility and durability

Mountable transmitter

Model	No.
Camera head Ø 30 mm	1500000123

Model	No.
Camera head Ø 40 mm	1500000122

Rolling Skids

Recommended for distances from 10 m

APPLICATION AREA

Rolling skids RS40/150 for pipe diameters Ø 150 - 200 mm
Rolling skids RS40/200 for pipe diameters Ø 200 - 300 mm

KEY FEATURES

- Optimized view of the pipe section
- Less pushing resistance with the fully rubberized wheels

No. 69118

No. 69119

Model	g		No.
For camera heads Ø 40 mm:			
Rolling skids Ø 150 mm	700	1	69118
Rolling skids Ø 200 mm	700	1	69119

Brush Attachments

To improve the overview in pipes from Ø 100 – 200 mm

APPLICATION AREA

Brush attachment **Ø 100** for use in pipe Ø 100 - 150 mm
Brush attachment **Ø 150** for use in pipe Ø 150 - 200 mm

KEY FEATURES

- Optimized view of the pipe section through centring in the pipe
- Dirt will not accumulate in front of the lens
- Good curveability with the brush flexibility

Brush attachement spiral feather (rear)

Brush attachement camera head (front)

*Use with guide skid No. 69112 / 1500000817

Model	g		No.
Brush attachment Ø 100*	200	1	69113
Brush attachment Ø 150*	300	1	69117

Rolling Skids ROCAM® 4 Multimedia

For centring of the camera head in pipes for a better overview and illumination

APPLICATION AREA

Guide skid for pipe diameters Ø 70 - 150 mm
Guide skid with brush attachment for pipe diameters Ø 70 - 200 mm

KEY FEATURES

- Optimized view of the pipe section through centring in the pipe
- Dirt will not accumulate in front of the lens

No. 69112 / 1500000817

No. 69111 / 1500000120

Model	g		No.
For camera heads Ø 30 mm:			
Guide skid for Ø 150 mm	200	1	1500000120
Guide skid for brush attachments	200	1	1500000817
For camera heads ø 40 mm:			
Guide skid for ø 200 mm	200	1	69111
Guide skid for brush attachments	200	1	69112

Battery. mains adaptor and Charger ROCAM® 4 Multimedia

KEY FEATURES

- Extend the mobile operation spare battery
- No unintentional release of the battery, battery lock with click mechanism
- External battery charger, independent charging of the battery, higher mobility

TECHNICAL DATA

Battery: 12 V / 3 or 6 Ah NiMh

No. 15810

No. 15811

No. 1500001562

Model		No.
Spare battery (18 V / 3.0 Ah, Li-Ion)	1	15810
Charger for spare battery (110-230 V)	1	15811
Mains adaptor (230 V)	1	1500001562

ONE of 6.000

Premium tools for professionals!



11

Flushing & Pipe Cleaning

System Overview Flushing & Pipe Cleaning 220 - 221

Flushing

Flushing Compressors 222 - 223

Cleaning Chemicals 224

Decalcifying

Decalcifying Pumps 225

Decalcifying Chemicals 226

Pipe Cleaning manual

Manual Pipe and Drain Cleaning Devices 228 - 230

Pipe Cleaning electric

Manual Pipe and Drain Cleaning Machines 231

Sectional Drain Cleaning Machines 232 - 233

Drum Drain Cleaning Machines 234 - 236

Pipe & Sewer Cleaning Machines 237

Accessories Pipe Cleaning electric 238 - 239

Pipe Cleaning Spirals

Spirals 240 - 241

Pipe Cleaning Tools

Heads & Augers 242 - 246

Tool & Spiral Sets 247 - 248

Accessories Pipe Cleaning Spirals 249

System Overview High Pressure Drain Cleaners 251

High Pressure Drain Cleaning

High Pressure Drain Cleaners 252 - 253

High Pressure Drain Cleaning Units 254 - 256

Accessories High Pressure Drain Cleaning 257 - 259

Do you want to know more about our products? Please scan the QR-Code!

Flushing

	ROPULS	ROPULS eDM
Connection:	1″	1″
Max Pipe diameter:	Ø 50 mm	Ø 50 mm
Max Water pressure:	7 bar	7 bar
Documentation:	–	✓
Page:	223	222

Pipe Cleaning

	WC-Blitz	ROPOWER® HANDY	ROSPIMATIC	ROSPI® 6 H+E Plus
Operation Mode:	manual	manual	electric	manual / elektric
Working Range:	Ø 50 - 100 mm	Ø 50 - 100 mm	Ø 20 - 50 mm	Ø 20 - 50 mm
Max. Spiral length:	1 m	2,3 m	7,5 m	4 m
Spiral diameter:	13 mm	16 mm	8 mm	6 mm
Power:	–	–	630 W	–
Page:	230	230	231	229

	R 550	ROSPEED 3F	R 600	R 650
Operation Mode:	elektric	elektric	elektric	elektric
Working Range:	Ø 20 - 100 mm	Ø 50 - 100 mm	Ø 20 - 150 mm	Ø 20 - 150 mm
Max. Spiral length:	40 m	30 m	60 m	65 m
Spiral diameter:	8**/ 10**/ 16 mm	16 mm	8**/ 10** / 16 / 22 mm	8**/ 10**/ 16 / 22 mm
Power:	250 W	250 W	400 W	800 W
Page:	232	236	232	233

* with a rod
** only usable with collet, clamping jaws or adaptor magazine (see page 238)

Decalcifying

	ROCAL 20	ROMATIC 20
Tank Volume:	15 l	15 l
Volume flow:	40 l/min	40 l/min
Delivery height:	10 m	10 m
Motor rating:	150 W	150 W
Max. Temperature:	50 °C	50 °C
Flow reversal:	manual	automatic
Page:	225	225

Pipe Cleaning

	ROSPI® 8 H+E Plus	ROSPI® 10 H+E Plus	RODRUM S 10	Manual Drain Cleaner 3 S	RODRUM S 13
	manual / electric	manual / electric	electric	manual	electric
	Ø 20 - 50 mm	Ø 20 - 70 mm	Ø 40 - 70 mm	Ø 50 - 100 mm	Ø 50 - 100 mm
	7,5 m	10 m	10 m	15 m	15 m
	8 mm	10 mm	10 mm	13 mm	13 mm
	–	–	250 W	–	250 W
	229	229	234, 235	230	234, 235

	R 750	R 80	R 100 SP	R 140 B
Operation Mode:	electric	electric	electric	Fuel
Working Range:	Ø 50 - 200 mm	Ø 70 - 250 mm	Ø 70 - 250 mm	Ø 100 - 600 mm
Max. Spiral length:	80 m	80 m	100 m	140 m*
Spiral diameter:	16**/ 22 mm	22 / 32 mm	22 / 32 mm	32 mm / rod system
Power:	900 W	1400 W	1400 W	4800 W
Page:	233	237	237	237

* with a rod
** only usable with collet, clamping jaws or adaptor magazine (see page 238)

ROPULS eDM flushing compressor

For scouring and cleaning of heating systems and flushing of drinking water pipes according to EN 806 / DIN 1988-2 with protocol function

230 V

Product Profile

KEY FEATURES

- **One unit – three uses** for safety and energy efficiency:
  - **Flushing of floor heating systems / heating circuits**
  - **Flushing of drinking water pipes as per DIN 1988-2**
  - **Sanitizing of drinking water pipes**
- Compact dimensions and practical carriage for simple handling during transport and at the building site
- Two flushing speeds (impulse and long-term flushing) for good cleaning results
- Simple to use with the clearly arranged control panel
- Chemical cleaning with ROCLEAN accessories possible
- Free app for easy, professional creation of flushing-protocols as PDF files

TECHNICAL DATA

Pipe connection:	R 1" GK-Coupling
Max. Pipe diameter:	DN 50/2"
Max. flow rate:	5 m³/h
Max. water pressure:	7 bar
Max. water temperature:	30 °C
Protection class:	IP 20
Oil deposition rate:	99,9%
Particle retention rate:	0,3 µm compressor
Max. operating pressure:	8 bar
Engine Power:	1,5 kW
Mains connection:	230 V - 50 Hz
Dimensions (H x W x D):	630 x 380 x 340 mm

Large LED display for flow rate amounts and metering impulse, membrane keyboard with program selection keys

Clearly arranged control panel

Quick connect NW 7,2

For connecting pneumatic tools

Function switch

Enables you to change **ROCLEAN** functions easily

For removing deposits in floor heating and radiators

Clean heating systems save energy

Loosening and flushing of construction material before the initial start up

Clean, perfect hygienic pipe systems regarding drinking water installations

Flushing of drinking water pipes with pulsing compressed air water mix as per DIN 1988-2

Safety for plumbers and plant operators

ROPULS eDM – Documentation

✔ Easy
✔ Fast
✔ Professional

ROPULS eDM App with documentation feature

ROPULS eDM with ROCLEAN Function for cleaning and conservation

ROCLEAN Function, optional available for ROPULS eDM and ROPULS Flushing compressor!

Scope of delivery (No. 1000001134) ROPULS eDM flushing compressor, 2 x 1 m fabric hose 1" with GK coupling

Model	kg	No.
ROPULS eDM flushing compressor with hoses	28	1000001134

ROPULS eDM App

Professional working and documentation due to eDM (electronic Data Management)

KEY FEATURES

- Report can be e-mailed immediately as a PDF
- Transfer of flushing data via Bluetooth
- Applicable for Android and Windows devices
- Easy, fast, professional documentation
- Company profiles and protocols individually customizable
- Live data transfer to handheld unit
- Templates for various flushings-protocols available

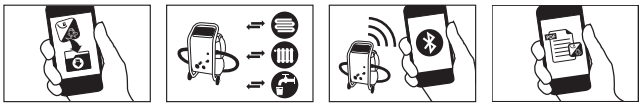

ROPULS Flushing Compressor

With the same range of functionality as ROPULS eDM, but without eDM (electronic Data Management)

230 V

For removing deposits in floor heating and radiators

Clean heating systems save energy

Loosening and flushing of construction material before the initial start up

Clean, perfect hygienic pipe systems regarding drinking water installations

Flushing of drinking water pipes with pulsing compressed air water mix as per DIN 1988-2

Safety for plumbers and plant operators

Function switch

Enables you to change **ROCLEAN** functions easily

ROPULS with ROCLEAN Function: Flushing of drinking water pipes

ROPULS Flushing compressor with ROCLEAN Function

ROCLEAN Function, optional available for ROPULS eDM and ROPULS Flushing compressor!

Scope of delivery (No. 1000000145) ROPULS flushing compressor, 2 x 1 m fabric hose 1" with GK coupling

Model	kg	No.
ROPULS flushing compressor with hoses	28	1000000145

ACCESSORIES

Model	No.
ROCLEAN Injector	1000000190
Pressure regulator 2 bar	1500000203
ROCLEAN cleaning and conservation	224

ROCLEAN Funktion

For cleaning and conserving radiator heating systems, surface heating systems as well as for disinfection of drinking water lines



1 The pressure reducer has to be installed on the water input side of the ROPULS flushing compressor. This maintains the incoming pressure of the fresh water feed constant at 2 bar.

2 The **ROCLEAN Injector** has to be installed on the water output side. The injector constantly and securely doses the bottle contents to the system to be cleaned.

Model	kg		No.
ROCLEAN Injector	1,1	1	1000000190
Pressure regulator 2 bar	0,3	1	1500000203

Cleaning and Preservation with ROCLEAN

Cleaning chemicals for radiator heating systems

For cleaning incrustations and tough deposits. Suitable for all standard pipe materials. Does not stay in system. One bottle per 100 l system volume.



Cleaning chemicals for surface heating systems

For cleaning of deposits and bio films. Suitable for all standard pipe materials. Does not stay in system. One bottle per 100 l system volume.



Preservative for radiators and surface heating systems

Maintains the cleaned condition and protects the system. One bottle is sufficient for 100 l system volume.



Disinfection of drinking water systems

Does not stay in system. One bottle per 100 l system volume.

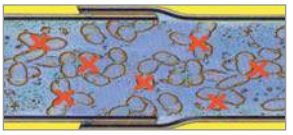

Cleaning and preservation steps:

Before cleaning	
Step 1: Mechanical cleaning	
Step 2: Chemical cleaning	
Srep 3: Preserving	

Model	Color code	kg		No.
ROCLEAN Injector		1,1	1	1000000190
Pressure regulator 2 bar		0,3	1	1500000203
Chemical cleaning:				
– Radiator heating systems	●	6,3	6	1500000200
– Surface heating systems	●	6,3	6	1500000201
Preservative	●	6,3	6	1500000202
Disinfection	●	6,3	6	1500000157

ROCAL 20 / ROMATIC 20

Decalcifying pump with flow direction change

230 V

Product Profile

RANGE OF USE

For the quick decalcifying of heat exchangers, water pipes, water tanks, heat and cooling systems

KEY FEATURES

- With the help of the flow reversal (change of the direction of flow) even very hard calcifications and deposits can be loosed
- Only ROMATIC: Running time of the pump and flow reversal can be programmed, which enables comfortable operation
- Approved for fluid temperatures up to 50° C for especially efficient decalcifying
- Constant circulation of the decalcifying chemical prevents damage that can be caused by the development of gas during decalcification

TECHNICAL DATA

Connection:	R 1/2"
Tank volume:	15 l
Power supply:	230 V 50 Hz
Motor rating:	150 Watt
Volume flow:	40 l / min.
Delivery height:	10 m

Fig. ROCAL 20

Automatic flow reversal!

Fig. ROMATIC 20

Decalcifying of drinking water storage tanks

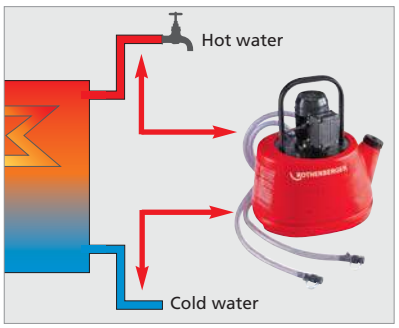

Decalcifying of fresh water stations and external heat exchangers

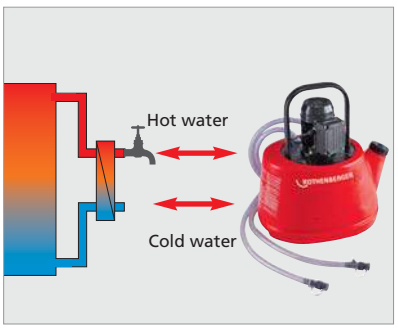

Decalcifying of heat exchangers, water heaters or drinking water pipes

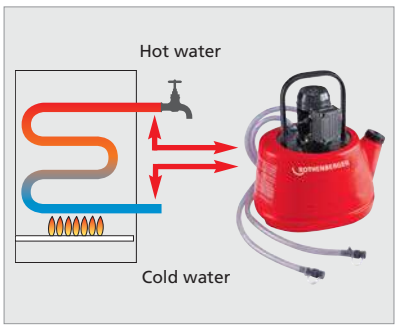

Scope of delivery: ROCAL 20 (No.61190) and ROMATIC 20 (No. 61100) each contain: 2x hoses with 1/2" connection (2 m long), 2 x double nipple 1/2-3/8", 2 x double nipple 1/2-3/4, 2 x double nipple 1/2-1/2", 2x double socket 3/4-3/4", 2 x reduction piece 1/2-3/4"

Description	kg		No.
ROCAL 20	6	1	**61100**
ROMATIC 20	6	1	**61190**

ACCESSORIES

Decalcifying chemical for ROCAL 20, ROMATIC 20 see 226

ROCAL Acid Multi / Plus

Decalcifying chemical for use with ROCAL 20, ROMATIC 20

Product Profile

RANGE OF USE

ROCAL Acid Multi
For the safe decalcification of all piping systems, heat exchangers, fresh water stations and water tanks

ROCAL Acid Plus
For strong calcifications and scale build-up. Only suitable for technical systems. Not suitable for drinking water pipes.

KEY FEATURES

- With colour indication. The use of the chemical effects is shown by the change of the fluid colour
- Concentrate to mix with water
- With corrosion protection

No. 1500000115

No. 1500000116

No. 1500000117

No. 61105

No. 61106

No. 61110

	ROCAL Acid Multi	ROCAL Acid Plus
Copper	●	●
Steel	●	●
Stainless steel	●	-

● suitable - unsuitable

	ROCAL Acid Multi	ROCAL Acid Plus
Aluminium	●	-
Brase	●	-
Plastic	●	-

● suitable - unsuitable

Model	kg			No.
ROCAL Acid Multi	5	1	4	1500000115
ROCAL Acid Multi	10	1	2	1500000116
ROCAL Acid Multi	30	1		1500000117

Model	kg			No.
ROCAL Acid Plus	5	1	4	61105
ROCAL Acid Plus	10	1	2	61106
ROCAL Acid Plus	25	1		1500000914

Neutralizer Powder

Neutralizes ROCAL Acid Plus / ROCAL Acid Multi

Product Profile

RANGE OF USE

Use is necessary after ROCAL Acid Plus / ROCAL Acid Multi has been used. The neutralizer dissolves in water. The decalcification pump and system are flushed with this solution. The PH value in the system and pump is neutral afterwards.

Model	kg			No.
Neutralizer Powder	1	1	5	61115
Neutralizer Powder	10	1	2	61120

No. 61115

No. 61120

ROSOLAR PUMP / ROSOLAR PUMP PLUS

230 V

Solar filling pump

Product Profile

KEY FEATURES

- A powerful centrifugal pump for rapid filling and effective flushing out and ventilation of solar plant
- Optional: robust and heat resistant (up to 90°C)
  Impeller pump: small particles of solid materials are also conveyed without difficulty. Fitted with a pressure relief valve
- Heat resistant hoses (up to 100°C) allow safe filling and maintenance of solar plant
- A height-adjustable (76-110 cm) telescopic grip for space-saving storage, simple transport and good handling in tight cellars
- Well thought-through handling: the canister can easily be filled through the large opening. The shut-off valve in the bottom allows simple/uncomplicated emptying of the whole container

TECHNICAL DATA

Dimensions (H × W × D):	49 x 51 x 76 cm
Container volumes:	30 l
Hoses:	Length: 2 x 3 m Connections: 3/4" Heat resistant: up to 100°C

Height-adjustable telescopic grip (76 - 110 cm)

Small and flexible as required

A generously dimensioned container opening

Makes easy and secure filling possible

Heat resistant hoses (up to 100°C)

Safe working – also when servicing solar plant with knit protection at the hose connection

Optional: A fleece filter bag

For gentle treatment of the internal filter on older plant experiencing strong pollution

Optional: impeller pump

Small particles of solid materials are also conveyed without difficulty

A dirt filter with sight glass

Filters residues out of the medium

A return flow cover with filter

Hose connection with anti-kink protection

Ball valve

Model	No.
ROSOLAR PUMP (with centrifugal pump)	1500000135
ROSOLAR PUMP PLUS (with impeller pump)	1500000136
Fleece filter bag ROSOLAR (10 pcs.)	1500001236
Return flow cover (for filter bags)	1500001235

ROPUMP® SUPER PLUS

Professional force pump cleaner

The optimum introduction tool for the removal of obstructions in basins, bowls, tubs and toilets, etc., using water pressure

Quick – Compact – Handy!

Product Profile

KEY FEATURES

- Optimal adjustment for even the most difficult to reach drains with the appropriate adaptor
- Best force transmission with the flexible, adjustable handle
- Optimal sealed system and therefore the highest suction and pressure power with the silicon sealing lip and single-cast main body

KEY FEATURES

- Simple handling with the perfect adaption an the drain, simple to use, with ergonomic formed components

Single-cast main body
Withstands the heaviest loads

Flexible, in all directions adjustable handle
Optimal adaption to the cleaning job

Ergonomic D-handle
Perfect transmission of force and optimal handling

Piston with silicon sealing lip
Effortless handling

Short and long Adaptor included in scope of delivery!

Adaptor wide
No. 72073

Adaptor long
No. 72071

Short adaptor

Long adaptor

Model	kg			No.
ROPUMP® SUPER PLUS	2.00	1	4	072070X
with 2 Adaptors (long, short)				
Adaptor long	0.66	1		72071
Adaptor short	0.16	1		72072
Adaptor wide	0.40	1		72073

11

ROPUMP®

Force pump cleaner according to the air-pump principle with water pressure

Flexible socket
Various areas of application

Dissolves obstructions in drains, basins, showers, bathtubs, etc.

Product Profile

KEY FEATURES

- Small and handy
- Compact and effective

Model	g		No.
ROPUMP® with flexible socket	500	1	71991

ROSPI® H+E PLUS

Professional manual and electrical drain cleaning unit

Clean and comfortable removal of obstructions in kitchen, bath, toilets or drainage openings with drain cleaning spiral

Product Profile

KEY FEATURES

- Removal of sinks and siphon filters is not necessary
- Switch from manual to electrical use within seconds
- Secure hold even at higher speeds during drill operation
- Impact-resistant and protected from dirt contamination
- Hexagonal drive for conventional power drills

TECHNICAL DATA

Range of use:	20 - 50 mm
Spiral:	Ø 8 mm x 7.5 m

Closed plastic spiral container
Clean use and sturdy construction

Hexagonal bolt
For conventional power drills

Ergonomic handle with soft grip inlay
Safe grip and operation even at high speed

Spiral lock with flexible spiral and incorporated bulb head auger
Removes dirt in hard-to-reach spaces

Knurled screw, change without tools
Switch from manual to electrical use within seconds

Electrical operation with cordless drill

Model		kg			No.
ROSPI® 6 H+E Plus	4.5 m	1.4	1	2	72090
ROSPI® 8 H+E Plus	7.5 m	3.5	1	2	72095
ROSPI® 10 H+E Plus	10.0 m	4.8	1	2	72005

For spare spirals see 249

Manual operation

ROPOWER® HANDY

Manual drain cleaning unit, Ø 50 - 100 mm

A universal manual drain cleaning unit for fast clearance of obstructions. The spiral permits the attachment of a wide range of ROTHENBERGER pipe cleaning tools with 16 mm couplings

KEY FEATURES

- Additional spiral cleaning effects with the use of a square spiral

Set (No. 71973) includes: ROPOWER® PROFILE Spiral 2.3 m without core (No. 72494), manual crank (No. 71976), safety gloves (No. H81401), separating pin (No. 72100), blade cutter Ø 25 mm (No. 72169)

Model	kg		No.
ROPOWER® HANDY complete	1.7	1	71975
ACCESSORIES			
Manual crank	0.4	1	71976
ROPOWER® PROFILE CABLE w/o plastic core	1.2	1	72494

WC-BLITZ RO-3 Toilet Auger

KEY FEATURES

- **Flexible use even in hard-to-reach places**
  With tough cleaning bulb auger. Extendable handle and 1 m spiral length, Ø 1/2"
- **No damage to ceramic surfaces**
  Angle made out of plastic



Model	kg		No.
WC-Blitz RO-3 complete with spiral	2.75	1	78551
WC-Blitz RO-3 with tool coupling	2,90	1	1500001324

Manual Drain Cleaner Type 3 S

For pipes Ø 40 - 100 mm,
Spirals Ø 13 mm x 15 m with 16 mm coupling

KEY FEATURES

- **Flexible use with a wide range of applications**
  For use with all ROTHENBERGER drain cleaning tools with 16 mm couplings
- **Cleaning unit with stand**
  Secure use
- **Plastic spiral drum**
  Corrosion-proof and impact-resistant

Set includes (No. 72003): Manual drain cleaner Type 3 S (No. 72003), spirals Ø 13 mm x 15 m (No. 72016), cross-blade cutter Ø 35 mm (No. 72176) and separating pin (No. 72100)

Model	kg		No.
Manual drain cleaner Type 3 S, complete	17.50	1	72003
Spare spiral Ø 13 mm x 15 m	7.00	1	72016
Cross-blade cutter Ø 35 mm	0.04	1	72176
Separating pin	0.01	1	72100

Further Ø 16 mm tools can be found on 242

ROSPI® R 36 Plus

230 V

Electrical drain cleaning unit
for pipes Ø 20 - 75 mm

Ideal for small jobs in the kitchen, bathroom or toilet

KEY FEATURES

- **Clean use and sturdy construction**
  Closed plastic container for spiral, impact-resistant and crack-proof
- **Safe grip and operation even at high speed**
  Extra long handle with soft grip inlay

TECHNICAL DATA

For pipes:	Ø 20 - 75 mm
Spirals:	Ø 8 mm x 7.5 m (Standard) & Ø 10 mm x 7.5 m

No. 72520

Model	kg		No.
ROSPI® R 36 Plus Standard Electro	4,7	1	72525

For spare spirals see 249

ROSPIMATIC

Electrical pipe and drain cleaning machine up to Ø 50 mm

230 V

Powerful and quick removal of tough obstructions in access lines with the one-of-a kind spiral forward and reverse system without changing the rotational direction

Product Profile

KEY FEATURES

- Switch between forward and reverse under full-load without the need to change the motor rotational direction is possible, which makes obstruction removal faster
- The spiral drive can be combined with 3 different cleaning tools, more efficient operation
- Spiral locking mechanism with torque control enables an optimal reverse of the spiral
- Enclosed spiral container prevents contamination by reversal of the spiral
- The flexible protective hose prevents the surrounding from soiling with spray water

TECHNICAL DATA

Application range:	20 - 50 mm
Spiral with inner-core & Bulb auger:	Ø 8 mm x 7.5 m
Dimensions (without spiral):	560 x 200 x 320 mm
Weight (with 8 mm spiral):	5 kg
Rating:	630 W
Speed:	0 - 950 min^{-1}



With bulb-auger



With coupling for various tools

With flexible guide hose

Set (No. 72942) includes: blade cutter (No. 72764), cross-blade cutter (No. 72765), ball head cutter (No. 72766), separating pin (No. 72102)

Model		No.
ROSPIMATIC incl. 8 mm / 7.5 m spiral, 230 V	1	78576
Spiral 8 mm / 7.5 m with steel core	1	72413
Spiral 8 mm / 7.5 m with coupling and core	1	72425
Tool set (4 piece)	1	72942
ROSPIMATIC protective hose	1	72542

Fast removal of obstructions

For additional accessories see 238

Model	kg	230 V	110/115 V
R 550 including guide hose	16.0	72686	72631
Tool sets and accessories starting on	**238**		

R 550

Drain cleaning machine for pipe Ø 20 - 100 mm

Reliable, high-performance drain cleaning machine with a variety of general purpose maintenance uses

Product Profile

APPLICATION AREA

Especially light, compact and handy design:
Ideal for the universal service use by pipe obstructions in connecting pipes from wash basins, toilets, sewage pipes, floor drains and roof drainage

KEY FEATURES

- Extremely light
- Direct attachment of 16 mm spirals
- Optional Ø 8 and 10 mm with adaptor magazine possible
- Maximum working length 40 m, with Ø 16 mm S-spiral

TECHNICAL DATA

For pipe diameters:	Ø 20 - 100 mm
Direct attachment:	Ø 16 mm spirals
With adaptor magazine:	Ø 8 mm and 10 mm
Max. working length:	40 m with Ø 16 mm S-spirals 10 m with Ø 8 and 10 mm spirals
Rating:	440 W (Power input)
Voltage:	230 / 110 / 115 V, 50 Hz
Speed:	583 min^{-1}, RH and LH drive
Weight:	16.0 kg

Model	kg	230 V	110/115 V
R 600 including guide hose	20.9	72687	72632
Tool sets and accessories starting on	**238**		

R 600

Drain cleaning machine for pipe Ø 20 - 150 mm

For installation and maintenance work in hospitals and municipal facilities

Product Profile

APPLICATION AREA

Universal use both indoors and outdoors:
The powerful motor works reliably even against stubborn obstructions. A wide range of accessories is available

KEY FEATURES

- Direct up take from 16 mm and 22 mm spirals
- Optional Ø 8 and 10 mm with adaptor magazine possible
- Maximum working length 50 m, with Ø 16 mm S-spirals
- Maximum working length 60 m, with Ø 22 mm S-spirals

TECHNICAL DATA

For pipe diameters:	Ø 20 - 150 mm
With direct attachment:	Ø 22 and 16 mm spirals
With adaptor magazine:	Ø 8 und 10 mm
Max. working length:	60 m with Ø 22 mm S-spirals 50 m with Ø 16 mm S-spirals 10 m with Ø 8 and 10 mm spirals
Rating:	690 W (Power input)
Voltage:	230 / 110 / 115 V, 50 Hz
Speed:	467 min^{-1}, RH and LH drive
Weight:	20.9 kg

R 650

Drain cleaning machine for pipe Ø 20 - 150 mm

For professional mobile drain cleaning. Compact, robust and powerful, even by the toughest pipe obstructions

Product Profile

APPLICATION AREA

Perfectly suited for rough use and in extreme working conditions: Quiet operation and powerful cleaning action, even when cutting through roots or grinding out cement and lime deposits

KEY FEATURES

- Double motor performance (cp. R 600)*
- Flexible with drive lever that can be fitted on the side
- Direct up take of 22 mm and 16 mm spirals
- Optional Ø 8 and 10 mm with adaptor magazine possible
- Maximum working length 65 m, with Ø 22 mm S-spiral

TECHNICAL DATA

For pipe diameters:	Ø 20 - 150 mm
Direct attachment:	Ø 22 und 16 mm spirals
With adaptor magazine:	Ø 8 mm and 10 mm
Max. working length:	65 m with Ø 22 mm S-spirals 55 m with Ø 16 mm S-spirals 10 m with Ø 8 and 10 mm spirals
Rating:	1,350 W (Power input)
Voltage:	230 / 110 / 115 V, 50 Hz
Speed:	623 min^{-1}, RH and LH drive
Weight:	22.8 kg

Drive lever can be fitted on the side

Flexible use

Model	kg	230 V	110/115 V
R 650 including guide hose	22.8	72688	72633
Tool sets and accessories starting on	**238**		

R 750

Drain cleaning machine for pipe Ø 20 - 200 mm

For professional mobile drain cleaning. Compact, robust and powerful, even by the toughest pipe obstructions

Product Profile

APPLICATION AREA

Perfectly suited for the cleaning of domestic connections and main pipes:
Quiet operation and powerful cleaning action. Usable for such as chain spinning, grinding and cutting roots

KEY FEATURES

- Drive lever can be rotated (180°), locked and used as a handle for easy wheeling
- Direct up take of 32 mm and 22 mm
- Optional Ø 16 mm with clutch jaw possible
- Maximum working length 70 m, with Ø 22 mm S-spirals

TECHNICAL DATA

For pipe diameters:	Ø 20 - 200 mm
With direct attachment:	Ø 32 and 22 mm spirals
With clutch jaw:	Ø 16 mm
Max. working length:	80 m with Ø 32 mm S-spirals 70 m with Ø 22 mm S-spirals 55 m with Ø 16 mm S-spirals
Rating:	1,400 W (Power input)
Voltage:	230 / 110 / 115 V, 50 Hz
Speed:	467 min^{-1}, RH and LH drive
Weight:	33.5 kg

Full rubber transport wheels

Comfortable transport, high mobility and a secure stand

Model	kg	230 V	110/115 V
R 750 including guide hose	33.5	72689	72634
Tool sets and accessories starting on	**238**		

RODRUM S

Drum drain cleaning machine with automatic spiral feed. For pipes from Ø 40-100 mm. Perfectly suited for use in public and commercial buildings.

Product Profile

KEY FEATURES

- Clean and discreet use
- Easy handling due to automatic spiral feeding and retrieving
- New feeding unit for direct pressure relief by release of the feeding handle
- Machine works with Ø 10 and Ø 13 mm spirals

KEY FEATURES

- **Flexible use:**
  Drum interchangeable for different pipe diameters
- **Easy to use:**
  Feeding and pressure relief with single handle
- **Clean:**
  Spiral in detachable drum



Interchangeable drum

Fast change between Ø 10 mm and Ø 13 mm spirals, easy to carry

Spiral protection

Fast tension relief from the spiral to prevent damage just by releasing the lever

Cleanout slots and drain plug

Easy and fast cleaning of the drum

Rubber feet

No damage to the floor

2-in-1 feeding unit

Suitable for Ø 10 mm and Ø 13 mm spirals

Pipe Cleaning Electric

APPLICATION AREA

- Compact constructions: Ideal for service deployment to unblock pipes in connecting pipes of wash basins, toilets, drainage pipes, floor drainage
- The dirty spiral moves on retraction into the spiral drum. Due to its clean and discrete operation, the machine is best suited for SHK-companies and their services in private houses, hospitals and clinics, gastronomy and hotels, Facility Management and public buildings

TECHNICAL DATA

Working Area / Pipe diameter:	Ø 40-100 mm
Max. Working length:	10 m (with 10 mm Spirals) 15 m (with 13 mm Spirals)
Power:	250 W
Speed (Drum)	300 r/min.
Product dimensions:	58 x 33 x 39 cm

Cleaning of connection pipe with 10 mm spiral

Convenient transport thanks to detachable drum

Interchangable drum for different working ranges

Model	kg	No.
RODRUM S 10 EU	18,9	1000001256
RODRUM S 13 EU	24,8	1000001307
RODRUM S 13 EU with Tool-Set	25,7	1000001257
Spiral 13 mm x 15 m wit reinforced wire		72016
Spare spiral RODRUM S 13 mm x 15 m		1300002582

Set (No. 1000001256) includes: RODRUM S 10, Guide hose (No.1300002581), Spiral guide gloves (No.1500000439)

Set (No. 1000001257) includes: RODRUM S 13, Chain spinning head (No. 072185F), Cross blade cutter (No.72176), Forked cutter (No.72164), Bulb auger (No. 72163), Retrieving auger (No. 72162), Straight auger (No. 72161), Seperating pin (No.72100), Guide hose (No.1300002581), Spiral guide gloves (No.1500000439)

ZUBEHÖR

Model		No.
RODRUM S 10 Drum	5,5	1000001275
RODRUM S 13 Drum	11,4	1000001276
Tool-Set 16 mm	5,5	1000001308

Spirals, Drain cleaning tools 240

ROSPEED 3F

High-performance pipe cleaning innovation for pipes Ø 50 - 100 mm, automatic spiral feed. Ideal for use inside buildings

230 V

Product Profile

APPLICATION AREA

By returning spiral, the pipe contamination stays in the drum unlike the sectional machines. That is why this unit is ideally suited use by HVAC professionals, for example, for in private homes, hospitals and clinics, gastronomy and hotels, schools and nursing homes, facility management and other public buildings

KEY FEATURES

- The unit can be used immediately
- Easy and comfortable handling with the automatic feed
- Clean and discrete use
- Clear controls

KEY FEATURES

- 3F – three functions in one unit:
  1. Scrubbing
  2. Pulsating
  3. Final cleaning
- Simple cleaning of the drum with a steam cleaner (for example)

TECHNICAL DATA

For pipe diameters:	Ø 50 - 100 mm
With direct attachment:	Ø 16 mm
Max. working length:	15 m up to 30 m expandable
Rating:	250 W
Speed:	270 - 340 min^{-1}, 3 Step adjustable
Weight:	47.5 kg

Electronic display – 3F

Clear and easy control of the 3 cleaning functions



Forced guidance of the spiral, parallel layer winding, remains balanced

Spiral will not twist or turn in the drum

Spiral control in direction of rotation, automatic feed and retraction

Optimum handling

Clamping mechanism with T-groove coupling

For secure lengthening or shortening of the spiral

ROTHENBERGER ATC TECHNOLOGY

ATC- Automatic Torque Control – One-of-a-kind automatic rpm control protects spiral and motor!

Toolbox is included in delivery

Immediately ready-to use

Stainless steel grip

Easy to extend and pack away

Cleaning plug on the back side of the drum

Easy cleaning of the drum

With 6 professional tools to get started

- Straight Auger
- Bulb Auger
- Retrieving Auger
- Chain-spinning Head
- Cross-blade cutter, serrated
- Spiral Sawtooth Cutter

Included in delivery

Set (No. 72960) for Standard 16 mm includes: Basic machine, straight auger (No. 72161), bulb auger (No. 72163), retrieving auger (No. 72162), chain-spinning head (No. 072185F), cross-blade cutter, serrated (No. 72176), spiral sawtooth cutter (No. 72166), separating pin (No. 72100), guide hose (No. 72540), ROWONAL spray (No. 72142), plastic carrying case

Model	kg		No.
ROSPEED 3F (230 V) with tool set	47.5	1	72960
Spiral 16 mm x 15 m with steel core	15.0	1	72918

R 80

One-man professional machine for pipes Ø 50 - 250 mm

KEY FEATURES

- Small, compact design permits the machine to pass through doorways
- Portable and easy to navigate stairs
- Transports easily in any service vehicle, collapsible
- Ideal for manhole inspections through defined working height
- Fatigue-free clamping when working with large spiral diameters and lengths
- Integrated, spacious toolbox

TECHNICAL DATA

For pipe diameters:	Ø 50 - 250 mm
For drain cleaning spirals:	Ø 22 and 32 mm
Max. working length:	80 m with Ø 32 mm S-spirals 70 m with Ø 22 mm S-spirals
Rating:	1.4 kW (1.9 HP) RH / LH rotation
Weight:	52 kg

230 V

Includes: Basic machine, grease gun (No. 855156), Allen keys (1 x No. 321515, 1 x No. 321188, 1 x No. 321189), open-ended spanners (1 x No. 310411, 1 x No. 310450)

Model	kg	230 V / 50 Hz
R 80 basic machine	52.0	**72585**

R 100 SP

One-man professional machine for pipes Ø 50 - 250 mm

230 V

KEY FEATURES

- Ideal for confined spaces such as skylights or ducts
- Portable and easy to navigate stairs
- Adjustable working heights, foldable
- Extendable supporting feet
- Transports easily in any service vehicle

TECHNICAL DATA

For pipe diameters:	Ø 50 - 250 mm
For drain cleaning spirals:	Ø 22 and 32 mm
Max. working length:	100 m with Ø 32 mm S-spirals 70 m with Ø 22 mm S-spirals
Rating:	1.4 kW (1.9 HP) RH / LH rotation
Weight:	57 kg

Includes: Basic machine, grease gun (No. 855156), Allen key (No. 321515), open-ended spanners (No. 310450)

Model	kg	230 V / 50 Hz
R 100 SP basic machine	57.0	**72610**

R 140 B

For municipal and industrial applications Ø 100 - 600 mm

KEY FEATURES

- Effortless conversion from spiral to rodding operation
  Working range from Ø 100 - 250 mm with 32 mm spirals
  Working range from Ø 150 - 600 mm with bar
- Petrol engine, independent from electric power supply
- Ideal for rodding work in rural area pipes
- Extremely powerful reversible drive
- 1 forward and 1 reverse gear
- Speed controlled by means of a manual throttle
- Manual slip clutch
- With quick-change couplings for rodding tools

TECHNICAL DATA

For pipe diameters:	Ø 100 - 600 mm
For drain cleaning spirals:	Ø 32 mm
For rods:	Ø 6 mm, 3/4"
Max. working length:	100 m with 32 mm-spirals 140 m with rod
Rating:	4.8 kW (6.6 HPS), petrol engine
Motor:	RH / LH rotation
2 gear reversible drive speed:	160 - 600 min^{-1}
Weight:	97 kg

Includes (No. 72971): R 140 (No. 72970) with rod, 25 x adaptor 3/4" (No. 78581) rod turning grip (No. 78580), tool adaptor for mounting 32 mm spirals (No. 72122), tool adaptor for 32 mm spiral rod coupling (No. H99569), rod tool adaptor (No. H99120), guide glove, left (No. 72120), guide glove, right (No. 72121), separating pin (No. 72101), funnel auger (No. 72322), straight auger (No. 72321), bulb auger (No. 72271), retrieving auger (No. 72325), spiral sawtooth cutter Ø 65 mm (No. 72329), dual spade head cutter (No. 72774), forked cutter Ø 76 (No. 72350), forked cutter Ø 85 (No. 72781), forked cutter Ø 112 (No. 72782), tool box (No. FF60185), operating instructions (machine, motor, gears)

Model	kg	No.
R 140 B basic machine	97.00	**72970**
R 140 B with rod and tool set	108.50	**72971**

No. 72538

No. 72536

No. 72638

No. 72666

No. 72563

Clutch Jaws

For machine type	For spirals Ø	kg	No.
R 550			
(from Serial No. 411542)	16 mm	0.1	**72538**
(up to Serial No. 411541)	16 mm	0.1	**72536**
R 600/650			
(from Serial No. 409001)	16 and 22 mm	0.3	**72638**
(up to Serial No. 409000)	16 and 22 mm	0.3	**72666**
R 750	22 and 32 mm	0.4	**72563**
R 80/100 SP	22 mm	0.4	**72561**
R 80/100 SP	32 mm	0.3	**72562**

No. 72511

No. 72511

No. 72514, No. 72515

Adaptor Magazines

- Clean, safe storage of 8 and 10 mm spirals
- Impact-resistant container with clutch jaws and precision clutch

For machine type	for spirals Ø	max. spiral length	kg	No.
R 550	8 and 10 mm	10 m	1.3	**72511**
R 600/650	8 mm	10 m	1.8	**72514**
R 600/650	10 mm	10 m	1.8	**72515**

Clutch Jaws for R 750

For machine type	For spirals Ø	kg	No.
R 750	16 mm	0.3	**72915**

Ensures safe, kink-free spiral feed

No. 72541

No. 72559

With precision quick coupling

Spiral Guide Hoses

- Prevents contamination and damage

Model	For machine type	For spirals Ø	length	kg	No.
FS 16	R 550/ROSPEED 3F	16 mm	2 m	1.1	**72540**
FS 22	R 600/650	22 mm	4 m	2.8	**72541**
FS 32	R 750/80/100 SP	32 mm	4 m	4.1	**72559**

11

Ceramic Protection Hose

- For the protection of ceramic
- With adjustable holding clamp

For spirals	length	kg	No.
Ø 8, 10, 16 mm	540 mm	0.4	**72705**

Tripod Stand

- Collapsible and galvanised
- Provides an ideal working height of the drain cleaning machine, for example: Toilets
- Inspection holes in downpipes
- Spiral retrieving device

For machine type	kg	No.
R 550 - R 600 - R 650 - R 750	3.0	**58182**

Spiral Retrieving Device

- Safe feeding / retrieving of spirals in downpipes
- Suitable for all Ø 22 and 32 mm open-wound spirals
- Suitable as pusher unit for difficult obstructions
- Also suitable as adaptor for third-party equipment without problems
- With water supply connection (two 1" threaded couplings)
- Socket for tripod stand

Model	kg	No.
Spiral Retrieving Device	3.7	72135

Telescoping Guide Tubes

- No twisting: For safe spiral guidance in manholes and manhole covers

Description	Extended length m	Type	kg	No.
For spirals Ø 16, 22 mm	1.4 - 2.3	2 pieces	3.0	72130
For spirals Ø 22, 32 mm	1.9 - 4.3	3 pieces	10.0	72131

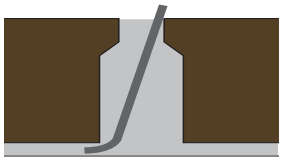

ROWONAL Care and Rust Remover

- For cleaning, preservation and protection of spirals, couplings and tools
- For cleaning, rust-removal and disinfection

No. 72142

No. 72140

Description	Contents	g	No.
Spray can	0.2 l	220	72142
Plastic canister	5.0 l	5,100	72140

Spiral Guide Gloves

- For safe grasping and guiding of cleaning spirals

Guide Gloves, leather:

- Full leather with short cuff
- Robust and comfortable, inner glove surface studded
- Only to be used with hygiene glove

No. 1500000439

No. 72120 / 72121

Description	g	No.
Guide Gloves left, leather	190	72120
Guide Gloves right, leather	190	72121
Guide Gloves (pair), rubber	160	1500000439

Separating Pin

- For disconnecting spirals and spiral tools

Model	g	No.
For spirals / tools with Ø 16 mm	20	72100
For spirals / tools with Ø 22 and 32 mm	30	72101
For spirals / tools with Ø 8 mm	15	72102

No. 72100

No. 72101

Spiral Baskets

- Safe storage combined with convenient transport
- Perfectly suited for cleaning and preservation

Model	Spiral length max.	kg	No.
For spirals / tools with Ø 16 mm	34.5 m	1.3	72110
For spirals / tools with Ø 22 mm	22.5 m	1.6	72112
For spirals / tools with Ø 22, 32 mm	22.5 m	2.3	72111

No. 72110

No. 72111

No. 72112

ROTHENBERGER High-Performance Drain Cleaning Spirals

For the toughest demands during continuous operation

Product Profile

KEY FEATURES

- **Bevelled lead-ins on the T-groove coupling**
  Quick, trouble-free coupling even when wearing gloves
- **For the toughest demands even during continuous operation**
  Different wire gauge can be chosen depending on use, high material characteristics, perfected production process
- **Maximum spring tension with high elasticity and flexibility**
  Specially hardening process
- **Optimum high torque transmission**
  Tightly wound spiral with short pitch
- **Increased spiral tension when machine turns clockwise and depending on the resistance of the obstruction**
  Professional left-handed wound spiral

TECHNICAL DATA

Manufactured from quality spring steel, Type C DIN EN 10270-1 Material No. 1.1200
Specially hardened and tempered
Safety T-groove coupling system with NIROSTA- pressure pin locking mechanism
Spring mounted NIROSTA pressure pin with NIROSTA spring

With Lockring Plus ROTHENBERGER TECHNOLOGY

Sufficient connecting coil
Spare couplings can be mounted easily



Various wire gauges
Flexible, depending on use

ROPOWER PROFILE CABLE
Additional cleaning effect with the squared profile

Plastic core
Spiral won't clog with dirt

Insertion taper
Simple coupling of spirals and tools

T-groove made of Nirosta steel
Long lasting and high functional safety with the high-quality coupling design

11

Spiral / Type	Short distance many bends	Long distance straight run	No clogging of the Spiral with dirt	Additional cleaning power
Standard Spiral	●	○	○	○
SMK-Spiral	●	○	●	○
S-Spiral	○	●	○	○
S-SMK-Spiral	○	●	●	○
ROPOWER PROFILE	○	●	●	●

○ not suitable ● suitable

ROPOWER® PROFILE CABLE

Spiral with special galvanized wire shape

KEY FEATURES

- Squared spiral wire profile (DIN EN 10270-1)
  Additional cleaning effect on pipe wall
- Plastic core
  No clogging of the spiral with dirt
- Especially suitable for working over long distances

Profile edge

50% more cleaning power
when used with the spiral tools

mm	Core	inch	m	kg	No.
16	●	5/8″	2.3	1.3	72490

Safety T-groove couplings can be found on 249

ROTHENBERGER Lock Ring

One-of-a-kind safety ring for the optimum transmission of the torque pressure onto the coupling with 100% surface pressure

KEY FEATURES

- Self locking connection of spiral and coupling:
  With increased stress on the spiral, the torque pressure on the spiral end is increased and is transferred with 100% surface coverage onto the coupling.
- Safety ring made out of flexible and self-binding material:
  With increased stress the ring will not slide, rather because of the 100% surface pressure, it adjusts itself to positively lock onto the coupling
- Optimum force transmission for professional pipe cleaning
- Increased safety
- Increased durability / service life of the spiral

Standard Spirals

- Flexible spiral, for cleaning jobs with short distances with a succession of pipe bends

mm	inch	m	Wire thickness Ø mm	R/K Type	kg	No.
16	5/8″	2.3	3.0	C 8	1.05	72431
22	7/8″	4.5	4.5	C 10	3.98	72441
32	1.1/4″	4.5	5.0	C 11	6.29	72451

Safety T-groove couplings can be found on 249

SMK-Spirals

- Flexible spiral, for cleaning jobs with short distances with a succession of pipe bends
- Additional protection of the spiral from clogging with the plastic core

mm	inch	m	Wire thickness Ø mm	R/K Type	kg	No.
16	5/8″	2.3	3.0	C 8	1.24	72433
22	7/8″	4.5	4.5	C 10	4.64	72442
32	1.1/4″	4.5	5.0	C 11	7.63	72452

Safety T-groove couplings can be found on 249

S-Spirals

- Very stable spiral with increased wire diameter for long distances and less bends
- High rigidity, suitable for demanding work, such as root cutting, milling

mm	inch	m	Wire thickness Ø mm	R/K Type	kg	No.
16	5/8″	2.3	3.5	E 8	3.00	72428
22	7/8″	4.5	5.0	E 10	4.18	72443
32	1.1/4″	4.5	6.0	E 11	6.80	72453

Safety T-groove couplings can be found on 249

S-SMK-Spirals

- Very stable spiral with increased wire diameter for long distances and less bends
- High rigidity, suitable for demanding work, such as root cutting, milling
- Additional protection of the spiral from clogging with the plastic core

mm	inch	m	Wire thickness Ø mm	R/K Type	kg	No.
16	5/8″	2.3	3.5	E 8	1.30	72435
22	7/8″	4.5	5.0	E 10	4.78	72444
32	1.1/4″	4.5	6.0	E 11	7.85	72455

Safety T-groove couplings can be found on 249

With Lock Ring! Plus ROTHENBERGER TECHNOLOGY

Examples of Use

Tool expertise from ROTHENBERGER

Application areas for ROTHENBERGER high-performance drain cleaning tools with T-groove secure couplings

Suitable for all ROTHENBERGER drain cleaning spirals with

- Ø 16 mm - 5/8"
- Ø 22 mm - 7/8"
- Ø 32 mm - 1.1/4"

See the following pages for more information on professional tools in various versions and dimensions for loosening obstructions and cleaning drains

Bulb Auger

243

The most common tool for cleaning pipes and drains with tight or multiple bends

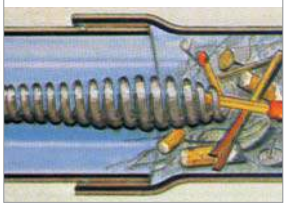

Retrieving Auger

243

Special tool for retrieving objects from the pipe, e.g. textiles, spirals or tools

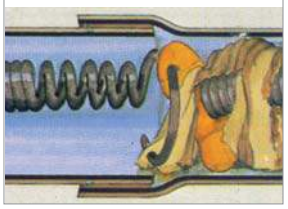

Cross-blade Cutter, serrated

244

Special tool for opening up solidified pipe obstructions

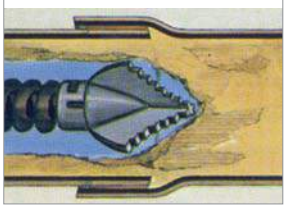

Funnel Auger

243

Tool for removing, opening or retrieving obstructions caused by, e.g. textiles



Chain-spinning Head with Spikes

245

For concrete, cast iron and ceramic pipes. Intensive action. Without rings = for tight pipe bends, with 3 chains



Spade Head Cutter

244

Ideally suited for slit or sludge deposits in pipes, and as a follow-up tool



Carbide-tipped Cutters

246

This carbide-tipped tool is used to remove the hardest obstructions such as cement, urine and water scale, etc.



Spiral Sawtooth Cutter

244

Special tool for chopping up small roots and other material that have become caught in the pipe

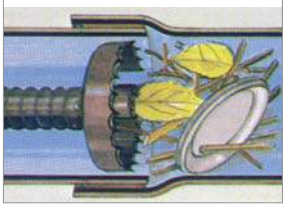

Two-way Root Cutter

246

Special tool for cutting roots in both directions. Also suitable for solid materials

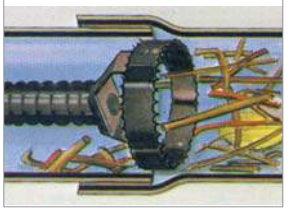

Bulb Auger, long

- With the longer, more flexible range the bulb auger is considerably more flexible in curves. Pipe from Ø 40 mm



Coupling mm / inch	mm	L mm	Working range mm	g	No.
16 / 5/8"	28	500	40 - 75	220	72158
22 / 7/8"	40	500	50 - 100	464	72208

Bulb Auger, short

- Suitable for tight pipe bends
- Standard, highly flexible tool for clearing light textile and paper obstructions

Coupling mm / inch	mm	L mm	Working range mm	g	No.
16 / 5/8"	28	115	40 - 75	70	72163
22 / 7/8"	40	180	75 - 100	220	72263
32 / 1.1/4"	50	220	75 - 250	490	72363

Straight Auger

- Standard tool for establishing the nature of an obstruction
- For piercing or drilling through obstructions caused by textiles, paper, cellulose materials, kitchen refuse, etc.
- For removing samples to determine a suitable clearing tool

Coupling mm / inch	mm	L mm	Working range mm	g	No.
16 / 5/8"	16	110	40 - 75	60	72161
22 / 7/8"	22	210	75 - 100	170	72221
32 / 1.1/4"	32	220	100 - 250	350	72321

Retrieving Auger

- Special tool designed with a claw for retrieving textiles, tools, spirals, etc.

Coupling mm / inch	mm	L mm	Working range mm	g	No.
16 / 5/8"	35	55	50 - 75	35	72162
22 / 7/8"	45	100	75 - 150	110	72203
32 / 1.1/4"	65	125	75 - 250	240	72325

Funnel Auger

- For removing or opening up obstructions caused by textiles or paper
- Large grasping ability can also be used to retrieve spirals from drains

Coupling mm / inch	mm	L mm	Working range mm	g	No.
16 / 5/8"	32	110	50 - 100	80	72165
22 / 7/8"	55	185	110 - 150	280	72222
32 / 1.1/4"	60	195	100 - 250	500	72322

Drop-head Auger

- Ideal for particularly tight pipe bends, branches and small-diameter drain downpipes

Coupling mm / inch	mm	L mm	Working range mm	g	No.
16 / 5/8"	24	83	50 - 75	60	72159
22 / 7/8"	37	125	60 - 100	180	72264

Hardened spring steel blades!

No. 72154

No. 72164

Four-blade Cutter

- For cutting through and removing tough obstructions
- For the removal of sludge deposits
- Ideal with S-spirals

Coupling mm / inch	mm	L mm	Working range mm	g	No.
16 / 5/8″	40	40	50 - 75	30	72154
16 / 5/8″	30	40	50 - 75	20	72164

No. 72234

- Standard tool for removing grease and other soft deposits, e.g. soap accumulations

Grease Cutter

Coupling mm / inch	mm	L mm	Working range mm	g	No.
16 / 5/8″	25	35	40 - 75	30	72169
16 / 5/8″	35	45	50 - 75	40	72170
16 / 5/8″	45	56	60 - 100	50	72171
22 / 7/8″	45	60	60 - 125	80	72234

No. 72261

Spade Head Cutter

- Curved special tool for silt and sludge deposits

Coupling mm / inch	mm	L mm	Working range mm	g	No.
22 / 7/8″	65	65	100 - 150	150	72261
32 / 1.1/4″	65	70	100 - 150	250	72360

No. 72229

Spiral Sawtooth Cutter

- Special tool for chopping up small roots, branches and other materials
- Not suitable for plastic pipes!

Coupling mm / inch	mm	L mm	Working range mm	g	No.
16 / 5/8″	35	25	50 - 75	40	72166
22 / 7/8″	45	40	75 - 100	100	72229
32 / 1.1/4″	65	55	75 - 100	210	72329

- **Used for textile or sludge obstructions!**
- **Hardened, break-proof, spring steel blades!**
- **Recommended for use with S or SMK spirals!**

No. 72275

Cross-blade Cutter, serrated

- Powerful combination tool for grinding up and removing solidified obstructions
- For coarse removal of incrustations
- As preparatory tool for chain spinning

Coupling mm / inch	mm	L mm	Working range mm	g	No.
16 / 5/8″	25	35	50 - 75	30	72175
16 / 5/8″	35	45	50 - 75	40	72176
16 / 5/8″	45	56	75 - 100	65	72177
16 / 5/8″	55	60	100 - 125	80	72178
22 / 7/8″	45	60	100 - 125	90	72275
22 / 7/8″	65	60	100 - 150	190	72276
22 / 7/8″	75	80	100 - 150	220	72277
32 / 1.1/4″	45	60	100 - 125	140	72374
32 / 1.1/4″	65	70	100 - 150	260	72375
32 / 1.1/4″	90	100	125 - 200	490	72376
32 / 1.1/4″	115	120	150 - 250	640	72377

Chain-spinning Heads

Without ring, with smooth chain

KEY FEATURES

- For cleaning greasy and incrusted pipes
- Surface-preserving cleaning or ceramic and plastic pipes
- Without ring: improved manoeuvrability in bends

No. 72284

Improved mobility!

No. 72289

Chain-spinning Heads without ring and without spikes

Coupling mm / inch	mm	L mm	Working range mm	g	No.
Without ring, with 2 chains					
16 / 5/8"	30	105	50 - 125	120	072185F
16 / 5/8"	30	155	100 - 125	160	72185
22 / 7/8"	50	170	100 - 150	530	72284
Without ring, with 4 chains					
16 / 5/8"	40	155	60 - 125	270	72187
22 / 7/8"	60	170	80 - 130	710	72289

Chain-spinning Heads with Spikes

KEY FEATURES

- Intensive cleaning action
- Ideal for concrete and cast iron pipes
- Reduces the risk of renewed obstructions
- Perfectly suitable for down pipes
- **With ring:**
  for better centering in horizontal pipe runs
- **Without ring:**
  Improved mobility in bends

No. 72286

Ideal for final cleaning!

Better alignment in horizontal pipe position!

No. 72278

For better curve manoeuvrability!

No. 72188

Chain-spinning Heads with ring and spikes

Coupling mm / inch	mm	L mm	Working range mm	g	No.
16 / 5/8"	30	160	70 - 125	320	72182
22 / 7/8"	65	170	100 - 125	1,060	72285
22 / 7/8"	75	170	100 - 150	1,110	72286
32 / 1.1/4"	75	220	100 - 125	1,700	72341

Without ring, with 2 or 4 chains and spikes

Coupling mm / inch	mm	L mm	Working range mm	g	No.
Without ring, with 2 chains					
16 / 5/8"	30	155	50 - 125	160	72186
22 / 7/8"	50	170	100 - 150	860	72278
32 / 1.1/4"	70	220	100 - 150	1,350	72347
Without ring, with 4 chains					
16 / 5/8"	40	155	75 - 125	280	72188
22 / 7/8"	60	170	100 - 150	880	72299
32 / 1.1/4"	80	220	100 - 200	1,460	72348

Carbide-tipped Cutters

- Carbide-tipped cutters for the hardest obstructions and incrustations such as cement deposits, urine and water scale and other hard deposits
- Recommended for use with S or SMK spirals

Carbide-tipped Cutters!


No. 72398
No. 72295

Coupling mm / inch	mm	Form	Working range mm	g	No.
16 / 5/8"	25	straight	35 - 50	70	72191
16 / 5/8"	30	straight	50 - 75	80	72193
22 / 7/8"	30	straight	50 - 75	90	72291
22 / 7/8"	45	pointed	60 - 100	320	72295
32 / 1.1/4"	45	straight	60 - 100	240	72392
32 / 1.1/4"	55	pointed	70 - 100	400	72396
32 / 1.1/4"	80	straight	100 - 200	530	72398

Serrated Forked Cutter

- Particularly suitable for sludge deposits and roots
- Hardened spring steel cutter with teeth on both sides, long service life

No. 72250
No. 72251

Coupling mm / inch	mm	L mm	Working range mm	g	No.
22 / 7/8"	76	100	100 - 150	230	72250
22 / 7/8"	100	100	125 - 150		72251
32 / 1.1/4"	76	100	120 - 200	260	72350
32 / 1.1/4"	100	100	125 - 200		72351
Spare blade	76	-	-	90	72258
Spare blade	100	-	-	120	72259

Two-way Root Cutter

- With hardened spring steel cutter for chopping up roots in both directions
- Recommended for use with S or SMK spirals
- Not suitable for use with plastic pipes

Replaceable blades!


No. 72266
No. 72265

Coupling mm / inch	mm	L mm	Working range mm	g	No.
22 / 7/8"	65	80	100 - 125	250	72265
22 / 7/8"	90	85	125 - 200	290	72266
32 / 1.1/4"	65	80	100 - 125	290	72365
32 / 1.1/4"	90	90	125 - 200	330	72366
32 / 1.1/4"	150	130	200 - 300	550	72367
Spare cutter	65	-	-	120	72270
Spare cutter	90	-	-	150	72271

Ball Head Cutter

- Perfectly suited for use in pipes with hard incrustations such as lime, urine scale, etc.
- Suitable for downpipes, its round shape ensures excellent curve mobility even at 90°


No. 72326
No. 72227

Coupling mm / inch	Working range mm	mm	g	No.
4 Blade				
16 / 5/8"	50 - 75	25	42	72168
16 / 5/8"	50 - 75	35	80	72172
16 / 5/8"	75 - 100	55	144	72173
22 / 7/8"	100 - 125	35	126	72207
22 / 7/8"	100 - 125	55	198	72223
22 / 7/8"	100 - 150	75	438	72224
22 / 7/8"	100 - 150	95	634	72226
32 / 1.1/4"	100 - 125	55	228	72324
32 / 1.1/4"	100 - 150	75	468	72326
8 Blade				
22 / 7/8"	125 - 150	90	1025	72227
22 / 7/8"	125 - 150	115	1225	72228
32 / 1.1/4"	125 - 200	95	1108	72327
32 / 1.1/4"	150 - 200	115	1256	72328

Tool Set L

Ø 16 mm, 10 pieces

Set (No. 72936) includes: PVC- case (No. 55016), separating key 16 mm (No. 72100), retrieving auger 16 mm (No. 72162), bulb auger 16 mm (No. 72163), serrated forked cutter 16 mm (No. 72164), blade cutter 16/25 mm (No. 72169), cross-blade cutter 16/45 mm (No. 72177), chain-spinning head 16 mm with 2 smooth chains (No. 72185), guide gloves, left/right (No. 1500000439), ROWONAL spiral spray (No. 72142)

Model	No.
16 mm Tool Set L (R 550, R 600, R 650)	72936

Tool Set S

Ø 16 mm, 5 pieces

Set (No. 72937) includes: Separating pin 16 mm (No. 72100), straight auger 16 mm (No. 72161), bulb auger 16 mm (No. 72163), blade cutter 16 mm (No. 72169), cross-blade cutter 16 mm (No. 72175)

Model	No.
16 mm Tool Set S (R 550, R 600, R 650)	72937

Tool Set L

Ø 22 mm, 11 pieces

Set (No. 72938) includes: PVC-case (No. 55016), separating key 22 mm (No. 72101), retrieving auger 16 mm (No. 72203), serrated forked cutter 22 mm (No. 72250), spade head cutter 22/65 mm (No. 72261), bulb auger 22 mm (No. 72263), two-way root cutter 22/65 mm (No. 72265), cross-blade cutter 22/65 mm (No. 72276), chain-spinning head 22 mm with 2 smooth chains (No. 72284), guide gloves, left/right (No. 1500000439), ROWONAL spiral spray (No. 72142)

Model	No.
22 mm Tool Set L (R 600, R 650, R 750)	72938

Tool Set S

Ø 22 mm, 6 pieces

Set (No. 72939) includes: Separating pin 22 mm (No. 72101), straight auger 22 mm (No. 72221), serrated forked cutter 22 mm (No. 72250), spade head cutter 22 mm (No. 72261), bulb auger 22 mm (No. 72263), cross-blade cutter 22 mm (No. 72276)

Model	No.
22 mm Tool Set S (R 600, R 650, R 750)	72939

With Lock Ring! Plus ROTHENBERGER TECHNOLOGY

Spiral and Tool Sets

Standard Ø 16 mm

Set (No. 072945X) includes: Spiral basket 16 mm (No. 72110), 5 x 16 mm standard spirals (No. 72431), PVC-case (No. 55016), straight auger 16 mm (No. 72161), bulb auger 16 mm (No. 72163), blade cutter 16/25 mm (No. 72169), separating pin 16 mm (No. 72100), guide gloves, left/right (No. 1500000439), ROWONAL spiral spray (No. 72142)

Description	Model	kg	No.
Standard 16 mm	with standard spirals	12.0	072945X

Spiral and Tool Sets

Standard Ø 16 / 22 mm



Set (No. 072956X) includes: Spiral basket 16 mm (No. 72110), 5 x 16 mm standard spirals (No. 72431), straight auger 16 mm (No. 72161), bulb auger 16 mm (No. 72163), blade cutter 16/25 mm (No. 72169), separating pin 16 mm (No. 72100), spiral basket 22 mm (No. 72112), 5 x 22 mm standard spiral (No. 72441), PVC-case (No. 55016), straight auger 22 mm (No. 72221), bulb auger 22 mm (No. 72263), funnel auger 22 mm (No. 72222), spade head cutter 22/65 mm (No. 72261), serrated forked cutter 22/76 mm (No. 72250), separating pin 22/32 mm (No. 72101), guide gloves, left/right (No. 1500000439), ROWONAL spiral spray (No. 72142)

Description	Model	kg	No.
Standard 16-22 mm	with standard spirals	38.0	072956X
SMK 16-22 mm	with SMK spirals	39.0	072967X

Spiral and Tool Sets

Standard Ø 22 mm

Set (No. 072955X) includes: Spiral basket 22 mm (No. 72112), 5 x 22 mm standard spirals (No. 72441), PVC-case (No. 55016), straight auger 22 mm (No. 72221), bulb auger 22 mm (No. 72263), funnel auger 22 mm (No. 72222), spade head cutter 22/65 mm (No. 72261), serrated forked cutter 22/76 mm (No. 72250), separating pin 22/32 mm (No. 72101), guide gloves, left/right (No. 1500000439), ROWONAL spiral spray (No. 72142)

Description	Model	kg	No.
Standard 22 mm	with standard spirals	24.0	072955X

Spiral and Tool Sets

Standard Ø 32 mm

Set (No. 072962X) includes: Spiral basket 32 mm (No. 72111), 5 x 32 mm standard spirals (No. 72451), PVC-case (No. 55016), straight auger 32 mm (No. 72321), retrieving auger 32 mm (No. 72325), funnel auger 32 mm (No. 72322), spade head cutter 32/65 mm (No. 72360), spiral sawtooth cutter 32/65 mm (No. 72329), separating pin 22/32 mm (No. 72101), guide gloves, left/right (No. 1500000439), ROWONAL spiral spray (No. 72142)

Description	Model	kg	No.
Standard 32 mm	with standard spirals	37.0	072962X

Spirals 8 mm / 10 mm

For ROSPI® H+E PLUS, ROSPI® R 36 PLUS, ROSPIMATIC and adaptor magazine

KEY FEATURES

- Heavy duty spiral made out of special steel (DIN EN 10270-1) with integrated bulb auger (except No. 72421, 72423)
- Suitable for ROSPI H + E Plus, ROSPI 36 Plus, ROSPIMATIC as well as with adaptor R 550, R 600, R 650
- The wire diameter with an 8 mm spiral averages Ø 2 mm, and with 10 mm spirals Ø 2.5 mm
- Easy to use, even in tight bends, especially with 8 mm spirals also directly through sink strainers, crosses and drains without having to disassemble the drain or stench tap

mm	Wire Ø	Length	Type	Steel core	Use for for ROSPI®	kg	No.
6.4	2 mm	4.5	-	-	R 6	0.8	72522
8	2 mm	7.5	C 1	-	R 8 - R 36	1.8	72412
8	2 mm	7.5	C 1 - IC	●	R 8 - R 36	2.3	72413
8	2 mm	10.0	-	-	R 8 - R 36	2.4	72414
8	2 mm	10.0	-	●	R 10 - R 36	3.0	72415
10	2.5 mm	10.0	C 5	-	R 10 - R 36	3.5	72422
10	2.5 mm	7.5	C 4	-	R 10 - R 36	2.9	72420
10	2.5 mm	7.5	C 4 - IC	●	R 10 - R 36		72424
10	2.5 mm	7.5	-		R 10 - R 36		72421*
10	2.5 mm	7.5	-	●	R 10 - R 36	2.9	72423*

*with T-groove coupling

No. 72413

No. 72421 / No. 72423

Reducing / Extension Pieces

For spirals with T-coupling

Within limits, tools with larger or smaller lead-ins can also be adapted

Extension piece

No. 72461

Description	negative	positive	g	No.
Extension piece	16 mm	22 mm	140	72461
Reducing piece	22 mm	16 mm	150	72460
Extension piece	22 mm	32 mm	320	72463
Reducing piece	32 mm	22 mm	330	72462

Reducing piece

No. 72460

Safety T-Couplings

Fixing of broken spirals!

for Standard and SMK spirals

No. 72210

No. 72211

Description	g	16 mm 5/8"	g	22 mm 7/8"	g	32 mm 7/8"
for Standard and SMK spirals						
positive	20	72150	40	72210	100	72310
negative	20	72151	40	72211	100	72311

High-Pressure Drain Cleaner

Soiled pipes are flushed using the high-pressure system with up to 200 bar. At the start of cleaning, a cleaning hose is introduced into the pipe. Water is then flushed through the pipe at a pressure dependant on the level of soiling - until the pipe is completely clean.

For the removal of the obstructions and possible deposits there are a number of different nozzles that can be used eg. quattro 3-sided nozzle, the rotating nozzle or the grenade nozzle. Working with these special cleaning nozzles, in addition to water pressure, enables a quiet, quick and precise procedure.

Even the hardest incrustations are loosened and flushed away – without the need for chemicals. By controlling the high-pressure unit with the remote control, the operator can continue working without any interruption.

High-pressure cleaning is an efficient and cost-effective solution for obstructions in ground pipes, for soil and rain water as well as for pipes that transport grease, and for the removal of roots. This method is therefore used for land drainage, gutters, courtyard drainage, rain-water downpipes, rainwater canals, etc.

Efficient and cost-effective solution for obstructions in ground pipes!

11

HD 19/180B from the HD series

ROJET® 30/130 from the ROJET® series

ROJET® 40/100 from the ROJET® series

High-Pressure Drain Cleaner

High-quality professional unit Ø 40 – 200 mm working range

Product Profile

KEY FEATURES

- Wide range of high-pressure cleaners for professional use. High-quality components and an optimum ratio between power density and operating pressure guarantees reliable operation and effective cleaning
- For cleaning pipes, drains, rainwater downpipes, domestic connections, cleaning work in sewers as well as surface cleaning of vehicles, machines, buildings and floor tiles
- High-performance, self-priming compact unit

TECHNICAL DATA

Continuous pressure regulation:
Pump with 3 ceramic plungers running in an oil bath, run-dry protection, stainless steel valves, brass pump housing, leakage return flow, pressure gauge with bar/psi scale, self priming up to 2 m

With integrated suction injector (all versions):
External supply of cleaning agents

High operational safety: No damage to the high-pressure seal

HD 11 / 90 for pipe:	Ø 40 - 150 mm, max. 20 m
HD 13 / 100 for pipe:	Ø 40 - 150 mm, max. 20 m
HD 17 / 190 for pipe:	Ø 40 - 200 mm, max. 40 m
HD 19 / 180B for pipe:	Ø 40 - 200 mm, max. 40 m

High-Pressure Drain Cleaning

	HD 11/90	HD 13/100	HD 17/190
Rating:	230 V	230 V	400 V
Max. Pipe diameter:	Ø 150 mm	Ø 150 mm	Ø 200 mm
Max. working length:	20 m	20 m	40 m
Max. Operation pressure:	90 bar	100 bar	190 bar
Pump delivery:	11 l/min	13 l/min	17 l/min
Speed:	1.500 W	2.300 W	5.000 W
Page:	252	252	252

	HD 19/180B	ROJET 30/130
Operation mode:	Fuel	Fuel
Max. Pipe diameter:	Ø 200 mm	Ø 250 mm
Max. working length:	40 m	50 m
Max. Operation pressure:	180 bar	130 bar
Pump delivery:	19 l/min	30 l/min
Speed:	8.100 W	9.500 W
Page	252	254

HD 11/90

230 V

Self-priming compact unit from Ø 40 – 150 mm up to 20 m length

Ø 150 mm

KEY FEATURES

- Compact and portable unit
- Ideal for fast operation in small pipe dimensions
- AC supplied, self-priming up to 2 m

TECHNICAL DATA

Max. operating pressure:	90 bar
Electric motor:	AC supply
Pump delievery:	11 l/min
Rating:	1.5 kW
Max. working length:	20 m
Speed:	1,400 min^{-1}

Scope of delivery: HD 17 / 190 (No. 76070), hose reel with 40 m special high-pressure hose DN 8 with couplings (No. 72820) and pipe cleaning nozzle (No. 76089)

Model	kg	400 V / 50 Hz
High-pressure pipe cleaning unit HD 17 / 190	50.0	**76070**

HD 13/100

230 V

100 bar high-pressure pipe cleaning unit with hose reel

Ø 150 mm

KEY FEATURES

- Air-filled transport wheels, easy to navigate stairs
- AC supplied, self-priming up to 2 m

TECHNICAL DATA

Max. operating pressure:	100 bar
Electric motor:	AC supply
Pump delievery:	13 l/min
Rating:	2.3 kW
Max. working length:	20 m
Speed:	1,400 min^{-1}

Scope of delivery: HD 13 / 100 (No. 76020), hose reel with 20 m special high-pressure hose (No. 72812) with couplings and pipe cleaning nozzle (No. 76089)

Model	kg	230 V / 50 Hz
High-pressure pipe cleaning unit HD 13 / 100	45.0	**76020**

HD 17 / 190

400 V

190 bar high-pressure cleaner with three-phase motor

Ø 200 mm

KEY FEATURES

- Three-phase motor, self-priming up to 2 m
- Air-filled transport wheels, easy to navigate stairs

TECHNICAL DATA

Max. operating pressure:	190 bar	**Electric motor:**	Three phase
Pump delivery:	17 l/min	**Rating:**	5.0 kW
Max. working length:	40 m	**Speed:**	2,800 min^{-1}

Scope of delivery: HD 17 / 190 (No. 76070), hose reel with 40 m special high-pressure hose DN 8 with couplings (No. 72820) and pipe cleaning nozzle (No. 76089)

Model	kg	400 V / 50 Hz
High-pressure pipe cleaning unit HD 17 / 190	50.0	**76070**

HD 19/180 B

400 V

180 bar Hochdruckreiniger mit Benzinmotor

Ø 200 mm

Mit Benzinmotor!

KEY FEATURES

- Works with fuel, no voltage needed, self-priming up to 2 m
- Air-filled transport wheels, easy to navigate stairs

TECHNICAL DATA

Max. operating pressure:	180 bar	**Rating:**	8.1 kW
Pump delivery:	19 l/min	**Speed:**	1,800 min^{-1}
Max. working length:	40 m	**Petrol engine:**	Honda
Tank capacity:	6,5 l	**Consumption:**	3.2 l/h

Scope of delivery: HD 19 / 180B (No. 76090), hose reel with 40 m special high-pressure hose DN 8 with couplings (No. 72820) and pipe cleaning nozzle (No. 76053)

Model	kg	No.
High-pressure pipe cleaning unit HD 19 / 180 B	78.5	**76090**

Accessories HD 11/90

No. 76073

No. 72810

Model	kg	No.
Flexible, high-pressure hose with R 1/4" coupling, DN 6		
Length 10 m	2.50	72810
Length 20 m	4.50	72812
Pipe cleaning nozzle, R1/4", stainless steel	0.04	76053
excl. forward jet spray, 4 holes, Ø 25 x 22 mm		
incl. forward jet spray, 5 hole, Ø 25 x 22 mm	0.04	76063
Rotary nozzle 45°, 4 holes, Ø 16 x 30 mm	0.08	77503
Cleaning lance with wide-angle nozzle	1.30	76073
for surface cleaning		
Spare wide-angle nozzle	0.01	76082
Injector suction pipe for cleaning agent,	0.05	76067
only for use with cleaning lance, length 1.2 m		
Water suction hose	0.20	76066
for intake from containers, length 3.0 m		

Accessories HD 13/100 – 17/190 – 19/180

No. 76067

No. 76066

Model	kg	No.
Flexible, high-pressure hose with R 1/4" coupling		
Length 10 m, NW 6 (HD 13/100, HD 17/190)	2.50	72810
Length 20 m, NW 6 (HD 13/100, HD 17/190)	4.50	72812
Length 40 m, NW 8 (HD 17/190, HD 19/180 B)	10.70	72820
Pipe cleaning nozzles R1/4", stainless steel	0.04	76089
excl. forward jet spray, 4 hole, Ø 25 x 22 mm		
incl. forward jet spray, 5 holes, Ø 25 x 22 mm	0.04	76065
Rotary nozzle 45°, 4 holes, Ø 16 x 30 mm	0.08	77506
Cleaning lance with wide-angle nozzle	1.30	76068
for surface cleaning		
Spare wide-angle nozzle	0.01	76088
Injector suction pipe for cleaning agent	0.05	76067
only for use with cleaning lance, length 1.2 m		
Water suction hose, length 3.0 m	0.20	76066
for intake from containers		

ROJET®
High-Pressure Cleaning Units

Professional cleaning units

Innovative cleaning technology that is established on the market. User-friendly construction with an optimum ratio between power density and operational pressure for the best cleaning results. Available in many variations and versions

KEY FEATURES

- **Suitable for mounting in or on different vehicle types**
  Free vehicle choice
- **Prevents the pump from over speeding**
  Speed limiting
- **Drain cleaning for pipe diameters from 40 mm**
  Mobile hose reel for small pipe diameters available
- **Independent operation from vehicle engine**
  Low maintenance costs and service times, separate engine, no auxiliary drive required
- **Container design**
  ROJET can be installed in different vehicles at any time

KEY FEATURES

- **High service level**
  12-month warranty on motor, pump and hydraulics, guaranteed spare parts service due to series production. Clear differentiation of guarantees for cleaning unit and vehicle manufacturer.
- **Low maintenance, long service life of motor, pump and hydraulics**
  High-quality design, solid construction
- **Permits the use of a lance**
  E.g. for cleaning surfaces, exterior walls, courtyards, vehicles, etc., built-in pressure selection valve

ROJET® 30/130

High-pressure cleaning unit for pipes from Ø 40 - 200 mm

Product Profile

TECHNICAL DATA

Motor:	Tough 4-stroke petrol engine, 1 cylinder, air-cooled, E-Start, rating 9.5 KW (13 HP), normal petrol
Starter battery:	12 Volt, 36 Ah
High-pressure pump:	3-plunger pump, delivery 30 l/min - 130 bar
Water tank:	Plastic, contains 200 litre
High-pressure reel:	Stainless steel reel, rotatable water coupling, manual operation
Filling reel:	Stainless steel real, rotatable water coupling, manual operation
High-pressure hose:	DN 12, length 50 m (R 1/2" coupling)
Filling hose:	DN 19, length 50 m (R 1/2" coupling)
Included in delivery:	High-performance nozzle 1/2"
Trailer:	Break-free box trailer
Covering:	Tarpaulin and frame, height 800 mm
Overall-dimensions:	2,520 x 1,480 x 1,700 mm (L x W x H)
Gross vehicle weight	550 kg
Included in delivery:	1 parking stand

Model	kg	No.
ROJET 30/130 basic unit without trailer	200	76301
ROJET 30/130 basic unit with trailer	290	76300
Nozzle set 30 / 130	6.5	76462

For other extras/optional equipment, please see the table on 256

Includes (No. 76300): basic unit with trailer, standard nozzle with forward jetting (No. 76135)

Includes (No. 76462): nozzle holder (No. 76309), standard nozzle with forward jetting (No. 76135), grenade nozzle (No. 77631), rotating nozzle (No. 77621) and quattro nozzle (No. 77611)

ROJET® 130/160

High-pressure drain cleaning unit for professional use up to Ø 500 mm



Product Profile

TECHNICAL DATA

Main frame:	Profiled steel, hot-galvanised, partially coated
Engine:	Diesel engine, 4-cylinder, water cooled, turbocharger, automatic speed control, rating 44 KW (60 HP)
Pump:	3-plunger pump, delivery 128 l/min at 160 bar
Starter battery:	12 Volt/36 Ah
Large High-pressure reel:	Hydraulic drive, continuously adjustable with HD hose DN 19, length 80 meters
Small High-pressure reel:	Hydraulic drive, continuously adjustable with HD hose DN 12, length 80 meters
Filling reel:	Manual operation, with filling hose DN19, length 50 meters
Water tank:	Plastic, 800 l. Other sizes available
Fuel tank:	Capacity 27 litre
Dimensions:	2,300 x 1,400 x 1,360 mm (L x W x H). Suitable for the Mercedes Sprinter and similar vehicles
Weight:	approx. 900 kg
Equipment:	Run-dry protection, water filter, water level indicator, glycerine pressure gauge, safety valve with unloader function, C-connector, anti-freeze exhaust, pressure switch lever, 2 standard nozzles, control box with control lights, ignition lock, operating hour counter and fuel gauge

Model	kg	No.
ROJET® 130/160	900	76485

For other extras/optional equipment, please see the table on 256

ROJET® 50/120 – 60/140 – 85/160 – 100/160 – 100/200 Basic and Comfort

Product Profile

KEY FEATURES

- **Maintenance friendly, long service life of motor, pump and hydraulics**
  High-quality design, solid construction
- **Use with cleaning lance**
  E.g. for cleaning surfaces, exterior walls, courtyards, vehicles, etc. Built-in pressure selection valve
- 5 different performance versions
- Individual drive unit
- Galvanised main frame
- Easy to use
- Cost-saving building block system

TECHNICAL DATA

Main frame:	Profiled steel, hot-galvanised, partially coated reel supports, fitted
Motor:	Petrol engine 15 KW / 17 KW, diesel engine 37 KW / 42 KW, E-Start, automatic speed control
Pump:	3-plunger pump, delivery 50-100 l/min at 120-200 bar
Starter battery:	12 Volt / 36 Ah
High-pressure reel:	Hydraulic reel gear
High-pressure hose:	50/120 - 85/160 DN 12, length: 80 m, 100/150 and 100/200 DN 16, length: 80 m
Filling reel:	Manual and hydraulic (optional)
Filling hose:	DN 19, length: 50 m
Water tank:	Plastic, ROJET 50/120 and 60/140, capacity 400 litres, ROJET 85/160 - 100/200, capacity 800 litres, other sizes available
Equipment:	Run-dry protection, instrument panel with ignition switch, operating hours counter, fuel gauge and engine control lamps. water level indicator with acoustic signal, automatic diesel level indicator, manual hose guide, water filter with cut-off cock, safety valve with unloader function 3-way pressure selector tap, glycerine pressure gauge, cover of the drive unit is made of aluminium-corrugated sheet metal continuous speed and pressure adjustment, additional filling possibilities using C-coupling, water level indicator over plexi-glass tube, 1 standard nozzle.

Model	kg	No.
ROJET® 50/120 Basic	420	76540
ROJET® 60/140 Basic	440	76541
ROJET® 85/160 Basic	800	76542
ROJET® 100/160 Basic	810	76543
ROJET® 100/200 Basic	810	76544

Model	kg	No.
ROJET® 50/120 Comfort	450	76320
ROJET® 60/140 Comfort	470	76321
ROJET® 85/160 Comfort	820	76322
ROJET® 100/160 Comfort	830	76323
ROJET® 100/200 Comfort	830	76324

No. 76302

No. 76200

Remote control and other optional equipment is available, please see table below!

ROJET®

Optional equipment

ROJET®		30/130	40/100	50/120 60/140	85/160 100/160 100/200	130/160
	No.					
Water tank						
800 litres	76220	n/a	●	●*	S	S
1,000 litres	76221	n/a	●	●*	●	●
Remote control						
Cable, 6-functions	76226	n/a	n/a	●	●	
Radio, 6-functions	76302	n/a	n/a	●	●	●
Cable, Radio	76331	n/a	n/a	●	●	●
Working spot lights	76200	n/a	n/a	●	●	●
Base frame	76232	n/a	n/a	●	●	●
Base frame:	Necessary when wheelhouse distance is less than 1.2 meters					
Aluminium floor	76228					
Autom. filling stop	76210	n/a	●	●	●	●

Explanation: n/a = not applicable, ● = additional charge, S = standard, F = possible without additional charge
* Only for ROJECT 50/120 long version (Type L)

Standard Nozzle

Made of VA steel

Suitable for the removal of obstructions or for flushing pipes and drains

All-purpose standard nozzle: versatile – flexible – hard-working!

Model	Coupling	Ø x L mm	kg	No.
For ROJET® 30/130	R 1/2"	30 x 50	0.12	76135
For ROJET® 40/100	R 1/2"	30 x 50	0.12	76141
For ROJET® 50/120	R 1/2"	30 x 50	0.12	76137
For ROJET® 60/140	R 1/2"	30 x 50	0.12	77606
For ROJET® 85/160	R 1/2"	30 x 50	0.12	76152
For ROJET® 130/150	R 1/2"	30 x 50	0.12	76488
For ROJET® 130/150	R 3/4"	40 x 60	0.16	76406

Quattro 3-sided Nozzle

Made of VA steel

Support the quick removal of tough obstructions through ripping, cutting and drilling. Additionally, it can be used in cleaning away pipe pressing residues

- Nozzle with 3-sided point
- With 4 forward-facing high-pressure jets. (M5 grub screws)

Model	Coupling	Ø x L mm	kg	No.
For ROJET® 30/130	R 1/2"	30 x 50	0.11	77611
For ROJET® 40/100	R 1/2"	30 x 50	0.11	77612
For ROJET® 50/120	R 1/2"	30 x 50	0.11	77613
For ROJET® 60/140	R 1/2"	30 x 50	0.11	77616
For ROJET® 85/160	R 1/2"	30 x 50	0.11	77614
For ROJET® 100/150	R 1/2"	30 x 50	0.11	77565
For ROJET® 100/200	R 1/2"	30 x 50	0.11	77530
For ROJET® 130/150	R 1/2"	30 x 50	0.11	76489
For ROJET® 130/150	R 3/4"	40 x 70	0.14	76410

Rotating Nozzle

Made of VA steel

High-performance rotating nozzle that is especially suited for use in greasy pipes, for all-round cleaning before TV camera inspection for the removal of light deposits and roots

It is also often used for basic cleaning before reconditioning

- 4 different jet angles
  (propulsion part 25° / pipe 90°, 75° and 60°)
- All-round use
- Guarantees maximum cleaning performance

Model	Coupling	Ø x L mm	kg	No.
For ROJET® 30/130	R 1/2"	30 x 50	0.55	77621
For ROJET® 40/100	R 1/2"	30 x 50	0.55	77622
For ROJET® 50/120	R 1/2"	30 x 50	0.55	77623
For ROJET® 60/140	R 1/2"	30 x 50	0.55	77626
For ROJET® 85/160	R 1/2"	30 x 50	0.55	77624
For ROJET® 100/150	R 1/2"	30 x 50	0.55	77566
For ROJET® 130/150	R 1/2"	30 x 50	0.55	76492
For ROJET® 130/150	R 3/4"	40 x 110	0.72	76427

Grenade Nozzle with Traction Jet

Made of VA steel

Cleaning nozzle with a high cleaning efficiency for professional use in drains with a maximum diameter of 300 mm.

- Optimised water flow, flexible, with high power traction

Model	Coupling	Ø x L mm	kg	No.
For ROJET® 30/130	R 1/2"	60 x 95	0.136	77631
For ROJET® 40/100	R 1/2"	60 x 95	0.136	77632
For ROJET® 50/120	R 1/2"	60 x 95	0.136	77633
For ROJET® 60/140	R 1/2"	60 x 95	0.136	77636
For ROJET® 85/160	R 1/2"	60 x 95	0.136	77634
For ROJET® 100/200	R 1/2"	60 x 95	0.136	76172
For ROJET® 130/150	R 1/2"	60 x 95	0.136	76490
For ROJET® 85/160	R 3/4"- R 1/2"	70 x 105	0.177	76193
For ROJET® 100/200	R 3/4"- R 1/2"	70 x 105	0.177	76179
For ROJET® 130/150	R 3/4"- R 1/2"	70 x 105	0.177	76416

Flat Nozzle

Made of VA steel

The wedged-shaped flat nozzles main purpose is for bottom cleaning and the removal of sand and debris. Furthermore, the flat nozzle is excellent for negotiating large passages and transporting heavy residue

- Utmost traction, light jetting effect (approx. 2")
- Demonstrative cleaning performance
- Optimum nozzle alignment (M 6 grub screws)

Model	Coupling	Ø x L mm	kg	No.
For ROJET® 30/130	R 1/2"	70 x 120	2.95	76170
For ROJET® 40/100	R 1/2"	70 x 120	2.95	76157
For ROJET® 50/120	R 1/2"	70 x 120	2.95	77643
For ROJET® 60/140	R 1/2"	70 x 120	2.95	76233
For ROJET® 85/160	R 1/2"	70 x 120	2.95	77644
For ROJET® 100/150	R 1/2"	70 x 120	2.95	76234
For ROJET® 100/200	R 1/2"	70 x 120	2.95	76161
For ROJET® 130/160	R 1/2"	70 x 120	2.95	76235
For ROJET® 130/160	R 3/4"	100 x 160	3.84	76236

Rotor Trench Nozzle

Made of VA steel

Suitable for the removal of hard deposits and tough roots, high torsion with the turbine drive

- Multiple uses
- Best cleaning results

Model	Coupling	kg	No.
Rotor trench nozzle ROJET® 50/120	R 3/4-R 1/2"	3.4	76453
Rotor trench nozzle ROJET® 60/140	R 3/4-R 1/2"	3.6	77666

Nozzle Assortment

Professional nozzle sets for ROJET

The nozzle assortment that is arranged for the professional, ensures a wide range of use and guarantees effective cleaning

Example for professional nozzle set

Model	Coupling	kg	No.
For ROJET® 30/130	R 1/2"	5.10	76462
For ROJET® 40/100	R 1/2"	5.10	76463
For ROJET® 50/120	R 1/2"	5.10	76464
For ROJET® 60/140	R 1/2"	5.10	77650
For ROJET® 85/160	R 1/2"	5.10	76465
For ROJET® 100/150	R 1/2"	5.10	76466
For ROJET® 100/200	R 1/2"	5.10	76470
For ROJET® 130/160	R 1/2"	5.10	76495
For ROJET® 130/160	R 3/4"	6.63	76467
Nozzle holder	50 x 370	1.28	76309
for nozzle assortment with 5 x 1/2"			

High-pressure Cleaning Lance

The built-in ROJET® pressure selection valve enables use with a cleaning lance

- Complete with R 1/2" threaded coupling
- Flat jet nozzle insert for channel, surface and component cleaning. Included in delivery

No. 76187

No. 76189

Model	kg	No.
For ROJET® 40/100 - 50/120 - 30/130	0.28	76187
For ROJET® 85/160	3.10	76189
For ROJET® 100/200	3.20	76166
For ROJET® drain cleaning units please see		**254**

High-Pressure Hose

- Highly flexible
- Complete with couplings

Nominal diameter mm	Coupling	L m	kg	No.
8	R1/4"	40	9.4	72820
13	R1/2"	50	20.0	76130
13	R1/2"	80	52.0	76131
16	R1/2"	80	67.0	76119

Deflector Rollers

The use of deflector rollers reduces the wear and tear of high-pressure hoses and therefore extends the service life and helps to minimise costs

Model	kg	No.
For bottom manhole edge	6.2	77500
For bottom manhole edge	5.0	77501

Suction Injector

Extends the ROJET's range of use and helps to minimise costs. Can be operated without a separate pump

- Suitable for all ROJET® versions
- R 1/2" hose coupling
- High suction performance

Perfectly suited for the suction cleaning of silted channels, drains, grease separators, etc.!

Model	kg	No.
HD-Coupling R1/2". with 6 m spiral hose	5.50	76191

Hose Reel, mobile

The mobility and range of use of the ROJET® is increased when the hose reel is used. Can easily be used without the help of a second person

- Includes professional cleaning nozzles
- Suitable for all ROJET® versions
- Inlet R 1/2"

Set (No. 76118) includes: Hose reel with manual crank. shut-off valve and swivel joint, 40 m high-pressure hose DN 8 with coupling R 1/4" (No. 72820), drain cleaning nozzle R 1/4" (No. 76055)

Model	kg	No.
Hose reel, complete with hose	26.5	76118
Hose reel, inlet 1/2" with hose	17.0	76160
40 m high-pressure hose DN 8, R 1/4" coupling	9.40	72820
Drain cleaning nozzle R 1/4", without forward jetting	0.04	76055
Drain cleaning nozzle R 1/4", with forward jetting	0.04	76065
Rotating nozzle R 1/4", 45°	0.08	77506

ONE of 6.000

Premium tools for professionals!

12

ROWELD®
Plastic Pipe Welding

System Overview Plastic Pipe Welding 262 - 263

Cutting

Cutting-/ Chamfering Tools 264 - 265

Orbital Circular Saw / Pipe Cutter 266

Socket Welding

Socket Welding Units / Heating Plates 267 - 269

Hot Gas Welding

Hot Gas Welding Units 270

Electro-Fusion Welding

Electro-Fusion Welding Units 271 - 273

Butt Welding

ROWELD® P 110 274 - 275

ROWELD® P 160 SANILINE 276 - 277

ROWELD® P 250 A 278 - 279

Overview Hydraulic System 280 - 281

Workshop Machines 282

Manual Welding Extruder 283

Do you want to know more about our products? Please scan the QR-Code!

Cutting

	ROCUT® 110	ROCUT®160	ROCUT® XL 125	ROCUT® XL 225
Suited for	PE, PP, PVC, PEX, PVDF, PB***	PE, PP, PVC, PEX, PVDF, PB***	PE	PE
Outer pipe diameter:	Ø 32 - 110 mm	Ø 110 - 160 mm	up to Ø 125 mm	up to Ø 225 mm
Wall thickness:	up to max. 16 mm*	up to max. 16 mm*	up to max. 11,4 mm	up to max. 18 mm
Operation mode:	manual	manual	manual	manual
Function:	Cutting, Chamfering	Cutting, Chamfering	Cutting	Cutting
Page	264, 265	264, 265	266	266

Socket Welding

	Heating Plate HE 120	Heating Plate HE 200	Heating Plate HE 300
Suited for:	PE, PP, PVDF	PE, PP, PVDF	PE, PP, PVDF
Outer pipe diameter:	up to Ø 120 mm	up to Ø 200 mm	up to Ø 300 mm
Wall thickness:	–	–	–
Operation mode:	manual	manual	manual
Page	267	267	267

Electro-Fusion Welding

	ROFUSE Sani 160	ROFUSE 400 TURBO	ROFUSE 1200 TURBO
Suited for:	PE, PP	PE, PP	PE, PP
Outer diameter:	up to Ø 160 mm	up to Ø 400 mm	up to Ø 1200 mm**
Socket type:	Sockets for pressureless systems	Sockets for pressure sewer systems	Sockets for pressure sewer systems
Voltage:	230 V	8 - 48 V	8 - 48 V
Documentation:	–	✓	✓
Page	271	272	272

*not for all materials, dependant on cutting tool
**Consider technical data of the socket
***dependant of cutting tool

Cutting / Socket Welding

	ROCUT® XL 315	ROCUT® UKS 160 / 355	ROWELD® P63-S6	ROWELD® P125
Suited for:	PE	PE, PP, PVC	PE, PP	PE, PP
Outer pipe diameter:	up to Ø 315 mm	Ø 160 - 355 mm	up to Ø 160 mm	up to Ø 400 mm
Wall thickness:	up to max.18 mm	up to max. 40 mm	32 - 63 mm	16 - 125 mm
Operation mode:	manual	manual	manual	electric
Function:	Cutting	Cutting	Socket welding	Socket welding
Page	266	266	268	267

Butt Welding

	ROWELD® P110	ROWELD® P160	ROWELD® P250A
Suited for:	PE, PP, PVDF	PE, PP, PVDF	PE, PP, PVDF
Outer pipe diameter:	Ø 20 - 110 mm	Ø 40 - 160 mm	Ø 40 - 250 mm
Wall thickness:	SDR see Technical Data	SDR see Technical Data	SDR see Technical Data
Operation mode:	manual	manual	manual
Page	274, 275	276, 277	278, 279

Hot Gas Welding

	ROWELD® Quick S	ROWELD® WG 1600 E
Suited for:	thermoplastics, technical Textiles, Roofing materials Sheets, Pool liners, Films	thermoplastics, technical Textiles, Roofing materials Sheets, Pool liners, Films
Power:	1.500 W	1.500 W
Weight:	1,4 kg	0,7 kg
Air requirement:	–	80 - 250 l/min
Page	270	270

ROCUT® 110 / ROCUT® 160

Cutting and chamfering tool for right-angled cutting and chamfering (15°), Ø 32 - 160 mm

Product Profile

APPLICATION AREA

Suitable for thin and thick-walled PVC, PE, PP, PEX, PB and PVDF pipes, as well as sound-insulated drain pipes. Utmost precision in a single operation

KEY FEATURES

- Only one tool required for cutting, chamfering and deburring
- Extremely long service life with optimum cutting geometry
- Special accessories for PE, PP, PEX, PB and sound-insulated pipes

KEY FEATURES

- Uniform chamfering of the entire pipe circumference
- Continuously adjustable pipe clamping pressure
- Integrated internal deburrer is stored in the handle
- Pipe cutting also possible without chamfering, as cutter blade shaft can be mounted with 180° offset

TECHNICAL DATA

ROCUT® 110: Ø 32 - 110 mm
ROCUT® 160: Ø 110 - 160 mm

No. 55035

ROCUT® 110 Set (No. 55035) / (No. 55037) includes: ROCUT® 110 (No. 55020), internal deburrer (No. 55018), clamping set 50, 75 and 110 mm, with standard cutter blade shaft and cutter blade insert (No. 55029), cutter wheel (No. 54950) (for sound-insulated pipes), plastic carrying case (No. 55016), with Set (No. 55037) is No. 55029 not included

No. 55063

ROCUT® 160 Set (No. 55063) includes: ROCUT® 160 (No. 55030), internal deburrer (No. 55018), 2 clamping sets, cutter blade shaft with copying and, HM cutter blade insert (No. 55019), plastic carrying case (No. 55017)

Handheld operation

Clamping in a parallel vice

ROCUT® 160 with cutter blade



ROCUT® 110 with cutter wheel (No. 54950) (special accessories)

Model	Working range Ø mm	kg	No.
ROCUT® 110 set	50, 75, 110	3.9	55035
ROCUT® 110 set for sound-insulated pipes	58, 78, 110	3.9	55037

Model	Working range Ø mm	kg	No.
ROCUT® 160 set	110, 125, 160	5.6	55063

ACCESSORIES

Model	g	No.
Cutter blade for internal deburrer	10	21652
Plastic carrying case for ROCUT® 110	850	55016
Plastic carrying case for ROCUT® 160	1,400	55017
Internal deburrer with blade	150	55018

You'll find clamping jaw sets on 265

No. 55020

ROCUT® 110 with cutter wheel (No. 54950) (special accessories)



ROCUT® 110

Basic unit Ø 32 - 110 mm

For use with clamping sets Ø 32 - 100 mm, without internal deburrer, with standard cutter blade shaft and cutter blade (No. 55029)

Model	mm	g	No.
Basic unit ROCUT® 110	110	2,450	55020
Clamping set*	100	110	55048
Clamping set*	90	150	55021
Clamping set*	80	170	55047
Clamping set*	78	180	55062
Clamping set*	75	210	55022
Clamping set*	63	220	55023
Clamping set*	58	230	55013
Clamping set*	56	270	55024
Clamping set*	50	290	55025
Clamping set*	40	300	55027
Clamping set*	32	330	55026
* Clamping set (1 set = 2 semi-circular segments)			

No. 55030

ROCUT® 160 with cutter blade

ROCUT® 160

Basic unit Ø 110 - 160 mm

Cutter blade shaft with automatic copying and cutter blade (No. 5.5019), for use with clamping sets Ø 110 - 140 mm, without internal deburrer

Model	mm	g	No.
Basic unit ROCUT® 160	160	3,450	55030
Clamping set*	140	180	55031
Clamping set*	125	250	55032
Clamping set*	110	310	55033
* Clamping set (1 set = 2 semi-circular segments)			

No. 54960

No. 54961

With automatic copying

No. 55029 No. 55019

HM Cutter Blade Inserts

ROCUT® 110 and ROCUT® 160

Model	Cutting depth mm	g	No.
Cutter blade shaft with Automatic copying and HM cutter blade inserts	7.5	110	54960
Cutter blade shaft with Automatic copying and HM cutter blade inserts	12.5	120	54961
Spare HM cutter blade insert for Cutting and chamfering 15°	7.5	10	55029
Spare HM cutter blade insert for Cutting and chamfering 15°	12.5	20	55019

No. 54950

No. 055053D No. 055054D No. 055074D

Cutter Wheels

ROCUT® 110 and ROCUT® 160

Model	Cutting depth mm	g	No.
Cutter blade shaft with Cutter wheel (No. 55074)	16.0	130	54950
Spare cutter wheels (2 pcs.)	8.6	10	055053D
Spare cutter wheels (3 pcs.)	13.0	20	055054D
Spare cutter wheels (2 pcs.)	16.0	20	055074D

ROCUT® UKS 160 / 355

High-performance orbital circular saw Ø 160 - 355 mm

230 V

Product Profile

APPLICATION AREA

For cutting of plastic pipes made of PE, PP and PVC
For use on the building site or in the workshop

KEY FEATURES

- Right-angled cuts with no misalignment
- Efficient and economical operation with high cutting speed
- Safe operation with saw blade guard
- Optimum pipe centering

TECHNICAL DATA

Voltage:	230 V 50/60 Hz
Power:	1,750 W
Outer pipe diameters:	160 - 355 mm
Wall thickness pipe:	8 - 40 mm

No. 55505

Transport box without saw
No. 1200000526

Four rubberised clamping & guide rollers ensure right-angled cuts with no misalignment

Secure clamping and optimum pipe centring are guaranteed by the central trapezoidal clamping device

Model	kg	No.
ROCUT® UKS 160 / 355, complete with HM saw blade (No. 55505), without transport box	12.9	1000000532
Spare HM saw blade 180 x 30 mm	0.6	55505
Transport box 700 x 350 x 500 mm	16.8	1200000526

ROCUT® XL

Pipe cutter for pipes Ø 125 - 315 mm

Product Profile

APPLICATION AREA

For cutting-off pipes in trenches, for making repairs or extensions

KEY FEATURES

- Can be easily adjusted anywhere at the pipe
- Robust blade made of stainless steel

An optimised cutting angle for easier pipe cutting

The lower clamp can be folded out completely. Therefore ROCUT® XL can be used at any desired position of the pipe

Description	mm	Inch	Wall thickness	No.
ROCUT® XL 125	up to 125 mm	up to 4"	max. 11.4 mm	1500000789
ROCUT® XL 225	up to 225 mm	up to 8"	max. 18 mm	1500000790
ROCUT®XL 315	up to 315 mm	up to 12"	max. 18 mm	1500000792

Replacement blade

Scope of delivery: 1 replacement blade + fastening screws

Model	kg	No.
For ROCUT® XL 125	0.3	1500000793
For ROCUT® XL 225	0.7	1500000794
For ROCUT® XL 315	2.1	1500000795

ROWELD® P 125

Socket welding unit for use with heating spigots and heating sockets for Ø 16 - 125 mm, as well as adaptor plates for butt welding

230 V

Product Profile

APPLICATION AREA

With three simultaneously usable welding combinations for free-handed working or workbench assembly using table mounting clamp

KEY FEATURES

- Process reliability with the temperature control according to DVS, CEN and ISO standards
- With high-quality non-stick Teflon coating, long service life and manufactured according to DVS regulations
- Electronic temperature control and monitoring, as well as prevention against unintentional temperature adjustment
- Saves time and money with quick-exchange system for heating plates
- Optimum temperature distribution over the entire working area
- 4 holes for mounting of heating spigots and heating sockets

No. 55321

Heating spigots / Heating sockets

Adaptor plate

Set (No. 55546) includes: basic unit, table mounting clamp, heating spigots / heating sockets 63, 75, 90, 100 and 125 mm, steel case

Model	Power watts	mm	Control Model	kg	230 V 50/60 Hz
P 125	1,300	16 - 125	electronically	3.10	55321
P 125 Set	1,300	63 - 125	electronically	17.05	55546

Heating Spigots / Heating Sockets

Model	kg	No.	Model	kg	No.
16	0.06	55585	40	0.26	55592
17	0.06	55586	50	0.37	55593
18	0.08	55587	63	0.60	55594
19	0.08	55588	75	0.89	55595
20	0.08	55589	90	1.33	55596
25	0.10	55590	110	2.07	55597
32	0.17	55591	125	2.33	55598

ROWELD® HE Heating Plates

Heating plates for butt welding of PE, PP, PVDF and PB pipes and fittings with Ø 20 - 250 mm

230 V 115 V 110 V

Product Profile

APPLICATION AREA

Plastic pipe heating plates for free-handed working or workbench assembly using table mounting clamp

KEY FEATURES

- Long service life and manufactured according to DVS regulations
- Process reliability with the temperature control according to DVS, CEN and ISO standards
- Electronic temperature control and monitoring as well as prevention against unintentional temperature adjustment
- Save time and money with quick-exchange system for heating plates

Power watts	Heating element Ø mm	Control Model	kg	230 V 50/60 Hz	110/115 V 50/60 Hz
500	120/45°	electronically	1.80	55518	55517
800	200	electronically	3.25	55316	55851
1,500	300	electronically	5.35	55317	55854
Table mounting clamp			0.45	55524	55524

ACCESSORIES

Model	kg	No.	Model	kg	No.
Table mounting clamp for P 125	0.45	55524	Floor stand for ROWELD® P 125	0.44	55539
Adaptor plate for butt welding ROWELD® P 125 Ø 160 mm (1 set = 2 pcs) non-stick Teflon coating				1.15	55536

ROWELD® P 63 S-6 Sword

Socket welding unit Ø 20 - 63 mm

230 V | 115 V | 110 V

Product Profile

APPLICATION AREA

Socket welding unit for use with heating spigots and heating sockets Ø 20 - 63 mm with three simultaneously usable combinations for welding sockets, pipes and fittings up to Ø 63 mm

KEY FEATURES

- Increased flexibility and combination options for every day use
- Long service life and according to DVS regulations
- All important information at a glance
- Safe operation with the temperature control as per DVS regulations

KEY FEATURES

- Light and handy for fatigue-free use
- Simple to use even in confined spaces
- Floor stand is available at all times

TECHNICAL DATA

Power:	800 W
Model:	Thermostatic or electronically controlled
Pipe diameter:	For sockets, pipes and fittings from Ø 20 - 63 mm
Voltage:	230 V, 50 / 60 Hz 110 / 115 V, 50 / 60 Hz

Control lamps for controls and intervals

All important information at a glance

3 holes for mounting heating spigots and heating bushes

Increased flexibility and combination options for every day use

Isolator prevents heat transport to the case

Efficient heat protection

Temperature selector switch for electronic temperature control and monitoring

Process safety thanks to temperature control according to DVS

Heating spigots and heating bushes (Ø 20 - 63 mm) with high quality PTFE-anti-stick-covering

Long service life and according to DVS regulations

Automatic overheat protection

Unit safety

Heating plate with an especially narrow sword form

Simple to use even in confirmed spaces

Unit has an integrated and retracable floor stand

Floor stand is always available when needed

ROWELD® P 63 S-6 Sword Set

P-63 S-6 Sets include: Heating spigots, allen key size 6 (No. 321216), socket-head screws, table mounting clamp, loor stand, plastic carrying case

Electronically controlled for a constant temperature!

Fig. P 63 S-6, thermostatically controlled

Fig. P 63 S-6, electronically controlled

Model	Working range Ø mm	Control watts	Description	kg	230 V	110/115 V
P 63 S-6 set	20, 25, 32	800	thermostatic	4.30	053892X	053894X
P 63 S-6 set	20, 25, 32, 40, 50, 63	800	thermostatic	5.30	053893X	1000001245
P 63 S-6 set	20, 25, 32	800	electronically	4.30	053890X	
P 63 S-6 set	20, 25, 32, 40, 50, 63	800	electronically	5.30	053891X	
P 63 S-6 single unit		800	thermostatic	1.78	053897X	1000001270
P 63 S-6 single unit		800	electronically	1.78	053896X	

P 63 S-6 set thermostatically controlled

Secure workbench operation, integrated holder for the table mounting clamp

Heating Spigots & Sockets (Form A) for P 63 S-6

With high-quality non-stick Teflon coating with a long service life and manufactured according to DVS regulations

Working range Ø mm	g	No.
20	80	53511
25	100	53512
32	170	53513

Working range Ø mm	g	No.
40	260	53514
50	370	53515
63	600	53516

ROWELD® Quick S / WG 1600 E

230 V

Product Profile

APPLICATION AREA

Processing of roofing materials. Welding of sheets, films, tents, in boat building, refuse dump construction. Shrinking of fittings and sleeves in the electrical industry. Repair and processing of plastic parts in automobile repair shops. Hot air welding, shaping and shrinking of thermoplastics in the workshop or on building sites

KEY FEATURES

- Suitable for continuous operation
- Light, handy and robust
- Welding temperature up to 700° C, continuously adjustable
- Clip-on speed nozzles, no screws
- Easy fitting of the nozzles in all working applications

KEY FEATURES

- Service-friendly: Heater assembly easily replaceable
- Ideal for stationary use in the workshop, powerful, light (700 g) and handy hot gas welding unit (WG 1600 E)
- Active device protection for a long service life. In case of an air supply failure, a safety circuit reduces the heating power and switches it off completely after 30 seconds (WG 1600 E)

TECHNICAL DATA

Air requirement: 80 - 250 l / min
We recommend the air compressor V 26, (No. 53378) for the WG 1600 E

Heating element: heating element with electronic temperature control

No. 55760

No. 55780

Model	kg	230 V 50 / 60 Hz
ROWELD® Quick S complete with 5 mm tubular nozzle (No. 55769)	1.4	55760

Model	g	230 V 50 / 60 Hz
ROWELD® WG 1600 E complete with 5 mm tubular nozzle (No. 55769)	700	55780

Nozzles and Accessories for Quick S and WG 1600E

1 No. 55769

2 No. 55778

3 No. 55779

4 No. 55773

5 No. 55776

6 No. 55772

7 No. 55783

8 No. 55816

9 No. 53380

10 No. 73152

11 No. 55800

12 No. 55782

Model	Part-No.	mm	g	No.
Universal tubular nozzle	1	5.0	40	55769
Wide slot nozzle, angled	2	20.0	50	55778
Wide slot nozzle	3	40.0	60	55779
Speed nozzle for round welding rod	4	3.0	20	55773
Speed nozzle for round welding rod		4.0	20	55774
Speed nozzle for round welding rod		5.0	20	55775
Triangular speed nozzle for profiled welding rod	5	5.0	20	55776
Triangular speed nozzle for profiled welding rod		7.5	20	55777
Tacking nozzle	6		20	55772
Shrinkage reflector	7		60	55783

Model	Part-No.	g	No.
Pressure roller, 45 mm for overlap welding of sheets	8	210	55816
Universal scraper set for preparing welded seams (consisting of handle, triangular, heart and multi-shaped blades)	9	210	53380
Phillips screwdriver for nozzle mounting	10	40	73152
Heating plate 1,500 Watt	11	80	55800
Spare carbon (1set = 2 pcs.) for Quick S		10	55793
Reinforced plastic pipe 3 m (f. WG 1600 E)	12	350	55782
Steel case for ROWELD® HG 1600 E		4,400	55799

ROWELD® ROFUSE Sani 160

Universal electro-fusion welding unit for drainage pipe with welding sockets up to Ø 160 mm

230 V

Product Profile

APPLICATION AREA

Universal electro-fusion welding unit for PE and PP drainage pipe fittings, for 230 V fittings. For the following makes: Geberit, Akatherm-EUR, Coes, Valsir, WAVIN-Duo, Aquatherm and Vulcathene-Euro

KEY FEATURES

- Microprocessor-controlled welding unit with automatic temperature compensation of the welding time
- Visual monitoring of the welding process
- Large operating radius
- Robust and impact resistant casing (IP 54)
- Automatic welding parameter settings

TECHNICAL DATA

Input Voltage:	230 V
Tolerance:	180 V - 280 V
Frequency:	40 Hz - 70 Hz
Output voltage:	230 V
Protection class:	IP 54
Temperature range:	-5 °C up to + 40 °C
Max. Output current:	5 A
Weight:	1.4 kg
Dimensions:	120 x 160 x 77 mm
Welding cable:	3 m



Microprocessor

Controlled welding unit with automatic temperature compensation

Clear, digital display

Visual monitoring of the welding process

Impact-resistant casing (IP 54)

Robust

3 m welding cable

Large operating radius

Carrying bag

Easy to transport

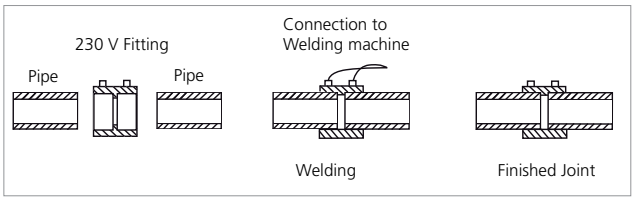

Model	kg	No.
ROWELD® ROFUSE Sani 160 with carrying bag	1.4	54230

ROFUSE 400/1200 TURBO

Universal electrofusion welding units for PE- and PP-fittings up to 400 and up to 1200 mm diameter.

Product Profile

KEY FEATURES

- **Safety:** The Heat-Control (HC) function evaluates based on ambient temperature, device temperature and fitting and checks if the next fitting can be welded completely. This process is fully automated and indicated through a green or a red light shown on the display. This prevents any emergency shut-off of the unit due to overheating.
- **Performance:** Due to the Active-Cooling (AC) function, the unit is ideally fitted for continuous use since the heat removal is maximised by the installed ventilator.
- **Complete solution:** All cables are securely stowed away inside the robust housing. The housing also offers sufficient space for accessories, tools or fittings.
- **Professional Documentation:** All saved welding sequences can be transferred to a computer with a USB drive. From the computer the data can be archived and printed using the read out programme "RODATA 2.0".
- **Barcode Generator:** „RODATA 2.0" offers also the possibility to encrypt the name of the welder and the name of the construction site as a barcode. This barcode can then be scanned at the job site.

TECHNICAL DATA:

Mains Voltage:	230 V
Frequency:	50 Hz / 60 Hz
Power:	3.000 VA, 70 % ED
Output current (nominal output):	80 A
Welding voltage:	8 - 48 V
Ambient temperature:	-10 °C up to 60 °C
Working range	
ROFUSE 400 TURBO:	Fittings up to 400 mm
ROFUSE 1200 TURBO:	Fittings up to 1200 mm
Protection class:	IP 54
Transmission interface:	USB v 2.0
Storage capacity:	2.000 welding logs
Weight incl. welding cable:	approx. 21,5 kg
(Basic unit without accessories)	

A language neutral instruction manual
Easy to operate

USB
Simple data transmission

A clear display
Allows intuitive operation.
The program sequence can be adapted individually

A practical pocket
for the welder's name and scan site-code

Height-adjustable cover
Can be used as a sun shield

A robust housing
The cable can be stowed away securely

Wireless Scanner
Simple and unlimited handling

Improved heat removal compared to previous model

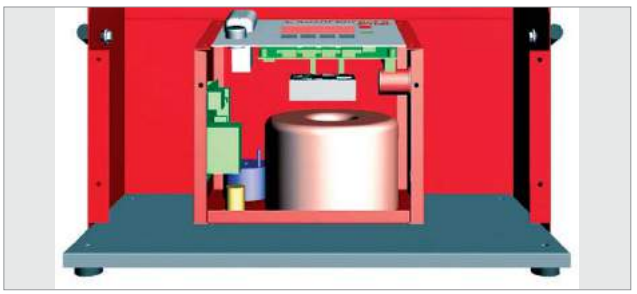

Model	g	No.
ROFUSE 400 TURBO	21,5	1000000999

Model	g	No.
ROFUSE 1200 TURBO	21,5	1000001000

Peeling device for electric socket welding

For secure, quick preparation of the pipe, in transport case.



Description	Ø Model	No.
Size I	32 - 110 mm	53240
Size II	110 - 500 mm	53250

Squeezing device

- **Mechanical:**
  Range of use from Ø 32 - Ø 63 mm.
  To avoid damage to the squeezed area, distance plates can be adjusted on the side.
- **Hydraulic:**
  Range of use from Ø 75 - Ø 225 mm.
  Functions as mentioned above.
  With this unit you can reform squeezed pipes with the help of the rounding shells.

Description	Ø Working range	No.
Squeezing device mechanical	32 - 63 mm	53200
Squeezing device hydraulic	75 - 180 mm	53210
Squeezing device hydraulic	160 - 225 mm	53220

Clamping device for electric socket welding

For alignment and fixation of the pipe before and during the welding cycle.

Double clamp short

For alignment and fixation of the pipe before and during the welding cycle.

Description	Ø	No.
Double clamp adjustable	32 mm	53251
Double clamp adjustable	40 mm	53252
Double clamp adjustable	50 mm	53253
Double clamp adjustable	63 mm	53254
Double clamp short	75 mm	53255
Double clamp short	90 mm	53256
Double clamp short	110 mm	53257
Double clamp short	125 mm	53258
Double clamp short	140 mm	53259
Double clamp short	160 mm	53260
Double clamp short	180 mm	53261
Double clamp short	200 mm	53262
Double clamp short	225 mm	53263

Quad clamps

For manufacturing standard connections with rod shaped material Ø 63 - 225 mm.

Rounded clamps

For fixation of the welding depth and for rounding PE pipes after squeezing.

Description	Ø	No.
Quad clamp	75 mm	53272
Quad clamp	90 mm	53273
Quad clamp	110 mm	53274
Quad clamp	125 mm	53275
Quad clamp	140 mm	53276
Quad clamp	160 mm	53277
Quad clamp	180 mm	53278
Quad clamp	200 mm	53279
Quad clamp	225 mm	53280
Rounded clamp	25 mm	53281
Rounded clamp	32 mm	53282
Rounded clamp	40 mm	53283
Rounded clamp	50 mm	53284
Rounded clamp	63 mm	53285

ROWELD® P 110

Plastic pipe welding machine Ø 20 - 110 mm

Product Profile

APPLICATION AREA

For butt welding of pipes and fittings made of PE, PP, PB and PVDF. Particularly suited for installation work and for work in confined spaces - also in pipe networks

KEY FEATURES

- Production of segmented bends possible
- Precise pressure adjustment
- Single and double-sided trimming possible

KEY FEATURES

- Production of pipe and fitting joints
- Secure hold and simple axial pipe alignment

TECHNICAL DATA

Pipe diameter:	Ø 20 - 90 mm (SDR 41 - SDR 7.25) Ø 20 - 110 mm (SDR 41 - SDR 11)
Weight:	8.5 kg
Size:	450 mm total length



12

Rectangular heating element

Joints between fittings and pipes with narrow and wide clamping elements

By adjusting the basic clamping element angles on both sides (15° each side) segmented bends can be produced



Scope of delivery (No. 55844): Basic machine (No. 55787) with table mounting brackets, manual trimmer unit (No. 55826), electronically controlled heating plates, basic clamping set R/R (No. 55807) (Ø 110 mm) and basic clamping set R/F, left (No. 55808) (Ø 110 mm), reducer clamping inserts R/R and R/F for Ø 40 - 90 mm, assembly tools, table mounting clamp (No. 55524), transport box (No. 55832)

Model	Working range Ø mm	Temperature control	kg	230 V 50/60 Hz	110/115 V 50/60 Hz
ROWELD® P 110 complete	40, 50, 56, 63, 75, 90, 110	electronically	43	55844	55924

ROWELD® P 110 Basic Machine

Model	kg	No.
ROWELD® P 110 basic machine with table mounting bracket	6.8	55787

Basic Clamping Set 110 mm

Model	kg	No.
For wide/pipe joints (1 set = 2 clamps)	2.5	55807
For narrow/fitting joints, left (1 clamp)	1.0	55808
For narrow/fitting joints, right (1 clamp)	1.0	55809

No. 55807

No. 55808 / No. 55809

Reducer Clamping Inserts Wide

Each set includes 4 aluminium half-shells

mm	kg	No.	mm	kg	No.
20	1.9	55318	56	1.6	55122
25	1.9	55126	63	1.4	55121
32	1.8	55125	75	1.6	55120
40	1.7	55124	90	1.1	55119
50	1.7	55123			

Reducer Clamping Inserts Narrow

Each set includes 4 metal half-shells

mm	kg	No.	mm	kg	No.
20	0.6	55319	56	0.5	55130
25	0.6	55134	63	0.5	55129
32	0.5	55133	75	0.4	55128
40	0.5	55132	90	0.3	55127
50	0.5	55131			

Manual Trimmer Unit

Model	kg	No.
With machine holder	1.90	55826
Spare blade (1 set = 2 blades)	0.05	55152

Heating Plate

With non-stick Teflon coating, 180 x 130 mm, 800 Watt

Model	kg	230 V 50/60 Hz	110/115 V 50/60 Hz
Electronically controlled	2.6	55324	55918
Table clamp	0.7	55524	55524

No. 5.5324

230 V
115 V
110 V

Flange Adaptor Clamping Unit

For centred welding of flanges

Model	kg	No.
Flange adaptor clamping unit	1.50	55199
Steel carrying case (540 x 345 x 355 mm)	14.20	55832
Allen key SW 6	0.03	321216
Allen key SW 8	0.05	321218

ROWELD® P 160 SANILINE

Plastic sanitary pipe welding machine from Ø 40 - 160 mm

230 V | 115 V | 110 V | ROTHENBERGER DURAMANT TECHNOLOGY

Product Profile

APPLICATION AREA

For butt welding of PP, PB and PVDF pipes and fittings, especially suitable for 45° branches and tight elbows. For use on building sites or in the workshop

KEY FEATURES

- Versatile for difficult situations with the removable heating plates
- Secure clamping of pipes, fittings, tight 45° branches and 90° elbows
- Protects against unintentional starting and derailing of the trimmer unit
- Precise pressure adjustment

KEY FEATURES

- Minimum drag force
- 40% higher stability with simultaneously optimised force distribution
- All common sanitary installation fittings can be clamped

TECHNICAL DATA

Pipe diameter:	Ø 40 - 110 mm (SDR 41 - 7.25) Ø 40 - 140 mm (SDR 41 - 11) Ø 40 - 160 mm (SDR 41 - 17.6)
Weight:	34.4 kg
Heating plate:	800 W
Trimmer unit:	1,050 W

Multi-faceted options for clamping

All commonly used moulded bodies installed in a sanitary installation can be clamped

Anti-slip Ø 40 - 140 mm reduction clamping inserts with clamping force regulation

Secure mounting of pipes, moulded bodies, tight 45° forks and 90° bends

The pressure applied can be adjusted separately on both sides

One-sided and two-sided milling is possible

Direct force transmission and a clearly arranged force scale

Precise force adjustment



Saniline special edition with Folding trolley (No. 54401)



Trimmer attachment (No. 54040) (special accessories)

Basic clamping set (No. 54082) (special accessories)

Scope of delivery (No. 54000/54001): Basic unit with electric trimmer, electrically adjustable heating element, removable. Basic clamping set right and left Ø 160 mm (No. 54082), pipe support Ø 160 mm, reducer clamp and support set for Ø 40, 50, 63, 75, 90, 110 and 125 mm in case (No. 54020), installation tools, mobile work and transport frame (No. 54015)

Model	Working range Ø mm	Temperature control	kg	230 V 50 Hz	110/115 V 50 Hz
ROWELD® P 160 SANILINE complete	40, 50, 63, 75, 90, 110, 125, 160	electronically	57.4	**54000**	**54001**
ROWELD® P 160 SANILINE special edition	40, 50, 63, 75, 90, 110, 125, 160	electronically	61.2	**54004**	

ROWELD® P 160 SANILINE Basic Machine

Basic machine includes: Trimmer unit (1,050 W), heating plate (800 W), basic clamp set Ø160mm pipe supports Ø 160 mm

230 V | 115 V | 110 V

Model	kg	230 V 50 Hz	110/115 V 50 Hz
ROWELD® P 160 SANILINE Basic machine	34.4	54005	54006

Reducer Clamping Inserts

Set includes: Reducer inserts (4 half-shells), pipe supports



Nominal size	kg	No.	Nominal size	kg	No.
40	1.6	54083	90	1.6	54088
50	1.6	54084	110	1.7	54089
56	1.6	54085	125	1.5	54090
63	1.6	54086	140	1.5	54091
75	1.6	54087			

Trimmer Adaptor (special accessories)

Ø 40 - 75 mm for trimming 45° branches, replaceable blades

Model	kg	No.
Trimmer attachment for 45° branches Ø 40 - 75 mm	0.63	54040

Basic Clamping Set (special accessories)

For outer clamping position, especially for welding pressure pipes, includes 2 basic clamps, left and right, up to Ø 160 mm

Model		kg	No.
Basic clamping set	Ø 160 mm	5.3	54082

ROWELD® P 160 SANILINE Conversion Kit

Converting existing ROWELD® P 160 SANILINE with universal clamp system

Set (No. 54080) includes: Basic clamping set Ø 160 mm left and right, (No. 54082) as well as two reducer clamping sets (left and right) for the diameters 40, 50, 63, 75, 90, 110 and 125 mm

No. 54080

No. 54015

Model	Working range Ø mm	kg	No.
Conversion Kit	40, 50, 63, 75, 90 110, 125, 160	11.20	54080
Trolley and transport sub-frame		11.30	54015
Folding trolley		20.00	56051
Steel case for reducer inserts		2.32	54020
Open-ended spanner SW 17 DIN 894		0.05	310411
Trimmer unit blades 75 mm (Set = 2 blades)		0.10	55685
Blades 35 mm for trimmer adaptor		0.01	55686
Heating plate 230 V / 115 V / 110 V		1.92	55316 / 55851
Trimmer blade, carbide 75 mm Set = 2 blades		0.05	55684

ROWELD® P 250 A

Plastic pipe welding machine Ø 40 - 250 mm

230 V | 115 V | 110 V

Product Profile

APPLICATION AREA

For use on building sites and in the workshop. Particularly suited for sanitary installations, drain pipe laying as well as chimney reconditioning with PVDF liners

KEY FEATURES

- Versatile for difficult situations with the removable heating plates
- Protects against unintentional starting and derailing of the trimmer unit
- Single and double-sided trimming possible
- Warp-resistant for minimum drag and low pressure transfer loss

KEY FEATURES

- Precise welding pressure adjustments on the clear force scale
- Reliable, warp-resistant transfer of the welding pressure
- Stable working table always available

TECHNICAL DATA

Pipe diameter:	Ø 40 - 110 mm	(SDR 41 - SDR 7.25)
	Ø 40 - 125 mm	(SDR 41 - SDR 11)
	Ø 40 - 200 mm	(SDR 41 - SDR 17.6)
	Ø 40 - 225 mm	(SDR 41 - SDR 26)
	Ø 40 - 250 mm	(SDR 41 - SDR 33)
Weight:	36.4 kg	
Trimmer unit:	450 W	
Heating plate:	1,200 W	

Electric, high-torque safety trimmer unit (450 watt) locks into place in the working position

Protects against unintentional starting and derailing of the trimmer unit

Mechanical stop adjustable from both sides

Single and double-sided trimming possible

Removable heating plate

Versatile for difficult situations



Rugged basic clamping set Ø 250 mm with reducer inserts for Ø 180 - 225 mm plus pipe supports and Ø 160 mm set with reducer inserts for Ø 40 - 140 mm plus pipe supports

Reliable, warp-resistant transfer of the welding pressure

Mounted machine carriage is smooth running, hardened, chrome-plated ball lining driven in guide shaft

Warp-resistant, for minimum drag force and low loss of pressure transfer

Model	Working range Ø mm	Temperature control	kg	230 V 50 Hz	110/115 V 50 Hz
ROWELD® P 250 A Set	40, 50, 56, 63, 75, 90, 110, 125, 160, 180, 200, 225, 250	electronic	131.0	55795	55796
ROWELD® P 250 A basic machine			36.1	55768	55738

ROWELD® P 250 A Set
Basic machine with trimmer unit

Set includes: holder for heating plate, electronically adjustable heating plate, basic clamping set Ø 160 mm and 250 mm support fork inserts Ø 160 mm and 250 mm, reducer inserts and support fork inserts from Ø 40 - 140 mm and Ø 180 - 225 mm, installation tools, steel transport box 800 x 520 x 765 mm (LxWxH) and steel carrying case for reducer and support fork inserts

Basic Clamping Set

Set includes: 2 basic clamps and 2 support forks

mm	kg	No.	mm	kg	No.
160	7.25	55742	250	10.10	55717

No. 55742
No. 55717

Reducer Clamping Insert Set

Each set consists of: Pipe clamping inserts (4 metal half-shells) and support fork inserts (2 metal half-shells) for basic clamping set (No. 55742)

mm	kg	No.	mm	kg	No.
32	1.89	55753	110	1.26	55746
40	1.89	55752	114	1.20	55745
50	1.81	55751	125	1.06	55744
56	1.83	55750	140	0.80	55743
63	1.75	55749	180	2.46	55721
75	1.68	55748	200	2.03	55718
90	1.50	55747	225	1.41	55719



Heating Plate

Non-stick Teflon coating. Ø 300 mm, 1,500 Watt

No. 55317 / No. 55854

Model	kg	230 V 50 / 60 Hz	110 V / 115 V 50 / 60 Hz
Electronically controlled	5.35	55317	55854
Spare knife (1 set = 2 piece)	0.10		55163
Allen key size 8	0.20	321218	321218
Transport box, protective cover red	25.00	55759	55759
Steel carrying case	2.82	54020	54020

The new generation of ROWELD® hydraulic controls for butt welding

The ROWELD® hydraulic unit is available in a **professional** and **premium** version.
The premium hydraulic unit is divided into **Premium** and **Premium CNC** capacities.

Everything at a glance...	Type Professional	Type Premium	Type Premium CNC
Temperature control	●	●	●
Pressure reading analogue	●	—	—
Pressure reading digital	—	●	●
Pressure hold function	●	●	●
Logging system	—	●	●
Position sensor	—	—	●
Automatic parameter calculation	—	—	●
CNC-control	—	—	●
Touch screen	—	●	●
Colour display 3.5“	—	●	●
Menu language Multi-lingual	—	●	●
USB port	—	●	●

ROWELD® type Professional

Hydraulic butt welding machine Ø 40 - 1200 mm.
Selection of components with a long service life ensures a low maintenance, robust and reliable operating mode.

Product Profile

APPLICATION AREA

For heating element butt welding of PE, PP and PVDF pipes and moulded bodies. For use on the building site, in pipe trenches, on pipe bridges and in workshops. The ROWELD® Hydraulic type Professional with infinite pressure adjustment, an easily legible manometer and pressure reservoir for welding according to DVS and other internationally valid guidelines and standards.

WORKING RANGE

Description	ø mm	ø Inch
P 160 B / P 5 B	40 - 160 mm	1.1/4“ - 5“
P 200 B	63 - 200 mm	
P 250 B / P 8 B	90 - 250 mm	5 - 8“
P 355 B / P 12 B	90 - 355 mm	5 - 12“
P 500 B / P 18 B	200 - 500 mm	8 - 18“
P 630 B / P 24 B	315 - 630 mm	12 - 24“
P 800 B	500 - 800 mm	
P 1200 B / P 48 B	710 -1200 mm	28 - 48“

Set P 355 B
No. 1000000383

ROWELD® type Premium

Hydraulic butt welding machine Ø 90 - 630 mm.
The Premium Hydraulic System guides the user step-by-step through the welding process.
All parameters are documented automatically.

Product Profile

APPLICATION AREA

The ROWELD® Hydraulic Premium with an integrated logging module for the quick and reliable saving of the welding parameters in accordance with DVS and other applicable international guidelines and standards. Data transfer via USB interface

WORKING RANGE

Description	ø mm	ø Inch
P 250 B / P 8 B	90 - 250 mm	5 - 8″
P 355 B / P 12 B	90 - 355 mm	5 - 12″
P 500 B / P 18 B	200 - 500 mm	8 - 18″
P 630 B / P 24 B	315 - 630 mm	12 - 24″

TECHNICAL DATA

Automatic logging:	10,000 logs
Data output:	USB interface
Languages:	DE, EN, FR, ES, NL, PT, DK, SE, NO, FI, PL, TR, HU, SL, SK, RU, BG, futher languages available upon request
Welding monitoring:	Optically with colour indication for welding pressure, welding temperature, welding times, as well as acoustical and optical for user actions
Logging:	in accordance to DVS
Welding standards:	DVS, further standards available upon request, manual entry of welding parameters is possible

Set P 355 B
No. 1000000562

ROWELD® type Premium CNC

Hydraulic butt-welding machine Ø 90 - 630 mm.
The Premium CNC System enables a nearly fully automated operation. All parameters are documented automatically

Product Profile

APPLICATION AREA

The ROWELD® Hydraulic Premium CNC with integrated CNC control and touch screen panel for the quick and reliable saving of the welding parameters in accordance with DVS and other applicable international guidelines and standards. Data transfer via USB interface

WORKING RANGE

Description	ø mm	ø Inch
P 250 B SA / P 8 B SA	90 - 250 mm	5 - 8″
P 250 B VA / P 8 B VA	90 - 250 mm	5 - 8″
P 355 B SA / P 12 B SA	90 - 355 mm	5 - 12″
P 500 B SA / P 18 B SA	200 - 500 mm	8 - 18″
P 630 B SA / P 24 B SA	315 - 630 mm	12 - 24″

SA = semi-automatic
VA = fully automatic

TECHNICAL DATA

Automatic logging:	10,000 logs
Data output:	USB interface
Languages:	DE, EN, FR, ES, NL, PT, DK, SE, NO, FI, PL, TR, HU, SL, SK, RU, BG, futher languages available upon request
Welding monitoring:	Optically with colour indication for welding pressure, welding temperature, welding times, as well as acoustical and optical for user actions
Logging:	in accordance to DVS
Welding standards:	DVS, further standards available upon request, manual entry of welding parameters is possible
With CNC Funktion:	During the welding process, all movements are performed by the machine, including dragging resistance and bead development measurement. Automatic extending heading element enables a fully-automatic welding process (optional, not available for all machines)

Set P 355 B
No. 1000000563

ROWELD® P 315 W / P 315 W CNC

Heating plate butt welding machine Ø 90 - 315 mm

400 V

Product Profile

APPLICATION AREA

- High-performance butt welding machine for single and serial production in the workshop
- For butt welding of PE, PP and PVDF pipes and fittings from
- Universal machine for pipe/pipe, pipe/fitting, pre-sealing strip welding
- Perfect for the prefabrication of pipe elbow segments and T-pieces

TECHNICAL DATA

Electrical Hydraulic unit:		400 W 230 V / 400 V, 50/60 Hz
Electrical Trimmer unit:		700 W
Heating plate:		3,000 W, 400 V, 50/60 Hz
Weight:	**P 315 W complete:**	523 kg
	P 315 W Basic:	385 kg
	P 315 W CNC complete:	523 kg
	P 315 W CNC Basic:	385 kg

Fig. ROWELD® P 315 W CNC

ROWELD® P 630 W

Plastic pipe welding machine Ø 315 - 630 mm

400 V

Product Profile

APPLICATION AREA

For plastic pipe welding of PE and PP pipes.

KEY FEATURES

- Reliable, warp-resistant transfer of the welding force and exact control of the welding pressure
- Long-lasting heating plate according to DVS, CEN and ISO guidelines
- Workshop welding machine, et.al with rotatable tools for the manufacture of pipe elbows on each side up to 22.5°, as well as the possibility of series production of segments

TECHNICAL DATA

Electric-hydraulic unit:	2,250 W 400 V, 50/60 Hz
Electric trimmer unit:	3 kW 400 V, 50/60 Hz
Heating plate:	14 kW 400 V, 50/60 Hz

Long-lasting heating plate in accordance with DVS, CEN and ISO guidelines

Electronically controlled heating plate with high-quality, non-stick coating, can be positioned hydraulically

Exact control of the welding force

Hydraulic unit for continuous use with higher pressure consistency, no pressure loss during welding

ROWELD® Manual welding extruder with integrated air supply

For welding containers, installations and pipeline construction in workshop and building site operation

Product Profile

WORKING RANGE

Description	ø welding wire	Range of use
ROWELD® D2/20	3 mm	2 - 10 mm
ROWELD® D4/15 Aero Basic	3 mm, 4 mm	4 - 15 mm
ROWELD® D4/15 Aero	3 mm, 4 mm	4 - 15 mm
ROWELD® D8/30 Aero	3 mm, 4 mm	8 - 30 mm

TECHNICAL DATA

Description	Welding material	Welding performance	Power consumption	Temperature display	360° rotatable Pre-warming
ROWELD® D2/10	PE, PP, PVDF, PVC, PVC-C	Ø 3 mm, 0.6 kg/h	Pre-warming fan: 2.3 kW	digital	
			Heating belt 75 W		
ROWELD® D4/15 Aero Basic	PE, PP, PVDF	Ø 3 mm, 1.1 kg/h	2.7 kW		•
	PE, PP, PVDF	Ø 4 mm, 1.8 kg/h	2.7 kW		
ROWELD® D4/15 Aero	PE, PP, PVDF	Ø 3 mm, 1.1 kg/h	3.4 kW	digital	•
	PE, PP, PVDF	Ø 4 mm, 1.8 kg/h	3.4 kW	digital	
ROWELD® D8/30 Aero	PE, PP, PVDF	Ø 3 mm, 1.8 kg/h	3.4 kW	digital	•
	PE, PP, PVDF	Ø 4 mm, 3.2 kg/h	3.4 kW	digital	

Flexible
Extremely light and handy

ROWELD® D4/ 15 Aero
No. 55503

Sturdy drive
long-lasting

ROWELD® Manual welding extruder

Scope of delivery: 1 welding shoe, 1 set air jets, 1 unit stand, tool set

Description	kg	Voltage	Frequency	No.
ROWELD® D 2 / 10	3.4	230 V	50 / 60 Hz	55504
ROWELD® D 4 / 15 Aero Basic	4.8	230 V	50 / 60 Hz	55502
ROWELD® D 4 / 15 Aero	5.5	230 V	50 / 60 Hz	55503
ROWELD® D 8 / 30 Aero	7.8	230 V	50 / 60 Hz	55506

ONE of 6.000

Premium tools for professionals!

13

Refrigeration & Air Conditioning Technology

System Overview 286 - 287

Complete Solutions

Comissioning & Maintenance 288 - 290

Evacuation & Charging 290

Refrigeration Circuit Control

Digital Manifold 291

Analogue Manifold 292

Pressure Hose 293

Tool Set 293

Leak Testing & Locating

Nitrogen Set 294

Leak Detection Device 295

Evacuation

Vacuum Pumps 296 - 297

Recovery & Filling & Befüllen

Refrigerant Recovery Device 298 - 299

Refrigerant 300

Refrigerant scale 301

Accessories

Cleaning, Tools, Adaptors 302 - 303

Instructions for the Use of Refrigerants 304

Conversion Tables Pressure, Temperature 305

Do you want to know more about our products? Please scan the QR-Code!

System Overview

Complete Solutions

	ROKLIMA® MULTI 4F	ROCADDY 120	ROCADDY 120 Digital
Refrigerants class A1: (R134a, R410A etc.)	✓	✓	✓
Refrigerants class A2: (R32, R1234yf etc.)	–	✓*	✓*
CO2 subcritical (R744):	–	–	✓
System Size:	< 24 kW	< 24 kW	< 24 kW
Page	288, 289	290	290

Refrigeration Circuit Control

	ROCOOL 600	2- and 4-Ways Manifold Connection 5/16"	2- and 4-Ways Manifold Connection 1/4"	Pressure Hoses
				
Refrigerants class A1: (R134a, R410A etc.)	✓	✓	✓	✓
Refrigerants class A2: (R32, R1234yf etc.)	✓	✓	–	✓
CO_2 subcritcal (R744):	✓	–	–	✓
System Size:	all	all	all	all
Page	291	292	292	293

13

*Only Manifold, not Vacuum pump

Evacuation

	ROAIRVAC 1.5	ROAIRVAC 3.0	ROAIRVAC 6.0	ROAIRVAC R32 6.0	ROAIRVAC 9.0
Refrigerants class A1: (R134a, R410A etc.)	✓	✓	✓	✓	✓
Refrigerants class A2: (R32, R1234yf etc.)	–	–	–	✓	–
CO2 subcritical (R744):	✓	✓	✓	✓	✓
System Size:	< 24 kW	< 74 kW	< 123 kW	< 123 kW	⩾123 kW
Page	296, 297	296, 297	296, 297	296, 297	296, 297

Recovery

	ROREC	ROREC PRO
Refrigeration class A1: (R134a, R410A etc.)	✓	✓
Refrigeration class A2: (R32, R1234yf etc.)	–	–
CO2 subcritical (R744):	–	–
System Size:	< 24 kW	all
Page	298	299

ROKLIMA® MULTI 4F

Fully automatic commissioning and maintenance of air-conditioning units and heat pumps

The innovative unit enables safe and comfortable operation on refrigeration systems. With simple menu navigation, **4 functions (4F)** are automatically controlled

10 g | max. 100 kg | class 1.6 | 80 mm | Off / On | 2,5 m | DIN -Norm | 230 V

R410A | R22 | R134a | R407C | R404A

Product Profile

KEY FEATURES

- Pressure resistance up to 80 bar guarantees full use with heat pumps
- Everything you need within reach
- Simple menu guidance guarantees appropriate use
- Fully-automatic gives time for parallel work
- Safe transport

TECHNICAL DATA

Weight:	17 kg
Final Vacuum:	1 x 10^{-2} mbar
Scale range:	up to 100 kg
Resolution:	10 g
Pressure hose length:	2,500 mm
Pump rating:	42 l / min

4F
- Evacuation
- Charging
- Leakage test
- Control of the recovery process

MAXIMAL SAFETY OF REFRIGERANT | NO RISKS FOR THE ENVIRONMENT

Interactive 16-digit display with 4 function buttons

All required parameters can be easily entered

Sturdy, compact metal casing

Protects all components such as vacuum pump and scale

3 different pressure gauges "Pulse-free", class 1.6, 80 mm

Universal use on air-conditioning units with all common refrigerants and operation in the high pressure range with R410A

Integrated high vacuum pump with 42 l/min suction performance

For evacuation of the system in accordance with **DIN 8975**

2 pressure hoses (2,500 mm) from the series "Plus" with ball valve

Safe and comfortable operation with refrigerants without the risk of refrigerant loss

Plastic capillary hose

Safe, leak-free filling due to shut-off valve

Pull-out precision digital scale up to 100 kg

Secure stand for large and small containers

13

Shock-resistant low pressure and high pressure gauges for various refrigerants

Secure storage of all accessories

Pressure hoses: 2.5 m long with shut-off valve

Bottle adaptor No. 173204 / 05 for scale and 1/4" reducing pieces

Automatic evacuation and filling with the ROKLIMA® MULTI 4F!

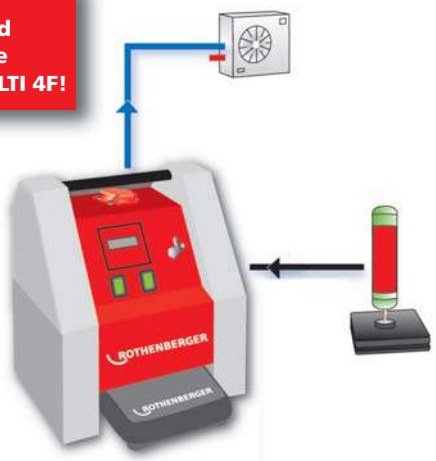

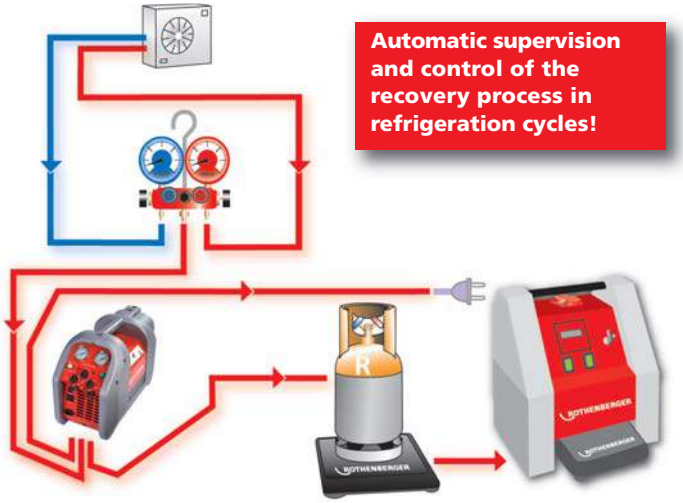

Automatic supervision and control of the recovery process in refrigeration cycles!

ROKLIMA® MULTI 4F in use (evacuation and charging)

Scope of delivery (No. 1000000138) includes: 2-stage vacuum pump, 2 low pressure gauges, 1 high pressure gauge R410A, 2 pressure hoses with ball valve à 2,500 mm, 2 bottle connection adaptors (1/4" SAE No. 173205, 5/16" SAE No. 173204), 2 reducing pieces 1/4" SAE - 5/16" SAE (No. 170016), precision digital scale up to 100 kg, automatic control, vacuum and pressure switch, mineral oil (No. 169200)

Model	kg		No.
ROKLIMA® MULTI 4F	17.0	1	1000000138
Reducer pieces 1/4" SAE F - 5/16" SAE M	0.1	1	170016

Secure storage of Accessories: pressure hoses bottle adaptor, plastic capillary hose

Precision scale up to 100 kg
Resolution: 10 g
Accuracy ± 1%

Ergonomic, Compact

Light

1,5 m

ROCADDY 120 / ROCADDY 120 Digital

Universal sets for evacuation and charging

5 g | max. 120 kg | class 1.6 | 80 mm | Off / On

Product Profile

KEY FEATURES

- Everything you need within reach
- Flexible use with the individual use of the tools
- Easy to transport

TECHNICAL DATA

- Electric digital scale ROSCALE 120 with a weight capacity of 120 kg and a measuring accuracy per measurement of 5 g
- 2-stage vacuum pump ROAIRVAC 1.5 with integrated vacuum meter and solenoid valve, as well as a pump rating of 42 l/min
- Digital manifold (with ROCADDY 120 Digital) for the automatic calculation of superheat and subcool. 77 refrigerants are on file in the unit
- 2 analogue 4-way manifolds (with ROCADDY 120) for the common refrigerants R22, R134a, R404A, R407C and the high-pressure refrigerant R410A
- Pressure hose sets, each with 3 hoses from the PLUS series with shut-off valve for safe use with refrigerants
- Pipe cutter TUBE CUTTER 35 and MINICUT II PRO for cutting Ø 6 - 35 mm pipes to length

Sturdy plastic rolling case (Fig. similar)

Simple and comfortable transport with ample room for accessories and small parts

Bottle adaptor for 1 kg and 2 kg refrigerant bottles for connection to the scale

Secure mounting of the bottle during charging

2 x analogue manifolds (with ROCADDY 120)

2-stage high vacuum pump

For evacuation and removal of all moisture residue in refrigeration systems during installation per DIN 8975

ROCOOL 600

Automatic calculation of superheat and subcool. Optionally upgradable through attachment of a vacuum probe and a reading out function (with ROCADDY 120 Digital)

Electronic digital scale up to 120 kg with high measurement precision

Precise weighing of refrigerants

Mini tube cutter and pipe cutter

For cutting Ø 6- 35 mm pipes to length

13

ROCADDY 120 includes: 2-stage vacuum pump ROAIRVAC 1.5 (No. 170061) with vacuum gauge and solenoid valve, 4-way manifold for R22, R134a, R407C (No. 170502), 4-way manifold for R410A (No. 1000001427), pressure hose set 5/16" SAE each 1.500 mm with ball valve for R410A (1500000030), pressure hose set 1/4" SAE each 1.500 mm with ball valve for R22, R134a, R407C (No. 1500000028), ROSCALE 120 (No. 173004), 1x adaptor 3/8" SAE F – ¼" SAE M (No. 089401), 2x adaptor (5/16" SAE F – ¼" SAE M with valve trigger (No. 01700RD), adaptor 5/16" SAE M – ¼" SAE F (No. 170016)), bottle connection ¼" (No. 173205), bottle connection 5/16" (No. 173204) mineral oil (0.4 l), Tube Cutter 35 (No. 70027), Minicut II Pro (No. 70402), transport case (No. 169051)

Model	Performance kg	No.
R410A R22 R134a R407C R404A		
ROCADDY 120 with 2 analogue manifolds	42 l / min 19	1000000057

ROCADDY 120 Digital includes: 2-stage vacuum pump ROAIRVAC 1.5 (No. 170061) with vacuum gauge and solenoid valve, 1x digital manifold ROCOOL 600 (No. 1000000569), 1x clamping thermometer (No. 1000000540), pressure hose set 1/4" SAE 1.500 mm with ball valve for R22, R134a, R407C (No. 1500000028), ROSCALE 120 (No. 173004), 1x 5/16" SAE F – ¼" with valve trigger (No. 1700RD), 1x 5/16" SAE M – ¼" SAE F (No. 170016), 1x bottle connection ¼" (No. 173205), 1x bottle connection 5/16" (No. 173204) mineral oil (0.4 l), Tube Cutter 35 (No. 70027) Minicut II Pro (No. 70402), transport case (No. 169051)

Model	Performance kg	No.
R410A R22 R134a R407C R404A R507		
ROCADDY 120 Digital with digital manifold	42 l / min 18	1000000058

ROCOOL 600

For commissioning, maintenance work and documentation of refrigeration systems of all kinds

Product Profile

KEY FEATURES

- Modular system: The basic device can be fitted with the optional Red Box incl. the Data Viewer software for reading out or recording data on a PC. Additionally there is an optional external Pirani vacuum probe for precise vacuum readings
- More than 70 refrigerants incl. R744 (sub-critical) are stored in the device. New refrigerants can be added later using the update function
- Simultaneous calculation of superheat and subcool
- The documentation software Data Viewer generates an automatic report based on the data recorded. Ideal for handing out to the customer (client)
- An external Pirani vacuum probe allows reading of the vacuum where the most precise measurement is possible: directly at the refrigeration system

TECHNICAL DATA

Pressure display:	bar, psi, Kpa, MPa
Temperature display:	°C, °F
Vacuum display:	Micron, mbar, mmHg, Pa, mTorr
Power source:	9 V battery, 550 mAh
Screen size:	4.1/3" / 11 cm
Pressure measurement range:	-1 up to 60 bar
Precision (at 22°C):	± 0,5 % fs
Temperature measurement range:	-50°C to +200°C
Working temperature:	-10°C to +50°C
Connections:	4x ¼" SAE
Max. recording time:	12h (device), 96h (red box)

An absolute all-rounder due to the unique modular system!

Large screen

All important data at a single glance. Strong backlight for dark environment

Connection for the temperature sensor T1

For automatic measurement of superheat data

Connection for the external vacuum probe

For very precise measurement of the vacuum level directly at the refrigeration system

Pressure sensors "Made in Germany"

Precise measurement from -1 to 60 bar

T-connection with Schrader valve ¼" SAE

3-way function: Evacuation and filling without changing a hose

Y-connections ¼" SAE

A connection and sealing plug in one. Simple transport of hoses when not in operation

Connection for the temperature sensor T2

For automatic measurement of subcool data

Green and red LEDs

An optical signal is displayed once an adequate vacuum level is reached or leakage in the system and also a warning of overpressure

Connection of the Red Box

To record data for up to 96 hours and independent read out of data at a PC

Temperature sensor for a pipe diameter of up to Ø 32 mm

External vacuum probe for very precise measurement of the vacuum

Set (No. 1000000569) includes: ROCOOL 600, 1 temperature sensor
Set (No. 1000000570) includes: ROCOOL 600, 2 temperature sensors, carry case
Set (No. 1000000572) includes: ROCOOL 600, 2 temperature sensors, red box and data viewer software, carry case

Model	No.
Set with 1 temperature sensor (in the blister)	1000000569
Set with 2 temperature sensors (in the case)	1000000570
Set with 2 temperature sensors, red box, data viewer software (in the case)	1000000572

Scope of delivery (No. 1000000539): Red box, data viewer software, connection cable, external power supply

Model	No.
Red box, software, connection cable, external power supply	1000000539
Temperature sensor	1000000540
Vac Probe	1000000541

Analogue Manifolds

2- and 4-way manifolds

Pressure gauge Ø 80 mm, with pulse-dampening class 1.6

Easy-to-read, high precision display

Large hand valve with colour coding

Light, secure and precise opening and closing of the diaphragm valve, maintenance free

Pressure gauge with shock-proof rubber protector

Protects against damage

Valve body made of aluminium with gauge glass

Sturdy despite low weight

Valve sets

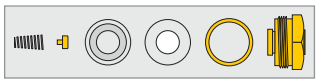

2-way manifold

Manifold Blister

Model	ND*/bar	HD*/bar	kg		No.
R22 **R134a** **R407C** **R404A**					
2-way, 1/4" SAE	-1 up to 17	0 up to 34	0.7	1	170501
4-way, 1/4" SAE	-1 up to 17	0 up to 34	0.9	1	170502
R410A **R32**					
2-way, 5/16" SAE	-1 up to 30	0 up to 60	0.7	1	1000001426
4-way, 5/16" SAE	-1 up to 30	0 up to 60	0.9	1	1000001427

*LP = Low pressure manifold, *HP = High pressure manifold

Model	No.
Blue rubber protector for manifold	170545
Red rubber protector for manifold	170546
Valve sets for manifold	170547

Manifold Sets

Manifold sets and pressure hoses

2-way manifold (for 170600 and 170607)
4-way manifold (for 170601, 170606, 170602 and 170608)

Durable and highly precise tool

No. 170602

Pressure hose with ball valve "Plus" (only for 170602 and 170608)

No loss of refrigerant

Sets include: Manifold, pressure gauge with Ø 80 mm, "Pulse-free", class 1.6, 3 x 1,500 mm pressure hoses, plastic carrying case

Model	kg	No.
2-way "Standard"		
R22 **R134a** **R407C** **R404A**		
Manifold set 2-way "Standard"	2.7	170600
R410A **R32**		
Manifold set 2-way "Standard"	2.7	170607
4-way "Standard"		
R22 **R134a** **R407C** **R404A**		
Manifold set 4-way I "Standard"	2.8	170601
R410A **R32**		
Manifold set 4-way I "Standard"	2.8	170606
4-way "Plus"		
R22 **R134a** **R407C** **R404A**		
Manifold set 4-way II "Plus"	2.8	170602
R410A **R32**		
Manifold set 4-way II "Plus"	2.8	170608
Plastic carry case	1.4	171505

3-piece Pressure Hose Sets

Available in "Standard" and "Plus"

Off On | 1,5 m | Safety Standard for SAE J2196

R410A | R22 | R134a | R407C | R404A

Product Profile

KEY FEATURES

- No confusion and safe use with the colour coding (blue, red, yellow)
- Teflon seal with up to 10x longer service life compared to neoprene seal
- Working pressure 60 bar / burst pressure 300 bar. This is an 8 % better pressure resistance as previously



"Standard" series



"Plus" series

Pressure hose from the series "Standard"

Model	Connection	L mm		No.
Vacuum Hose	3/8" SAE	1,500	1	1500000032
R22 R134a R407C R404A				
Set of 3 pressure hoses	1/4" SAE	1,500	1	1500000024
Pressure hose yellow	1/4" SAE	1,500	1	1500000025
R410A R32				
Set of 3 pressure hoses	5/16" SAE	1,500	1	1500000026
Pressure hose yellow	5/16" SAE	1,500	1	1500000027

Pressure hose from the series "Plus" with ball valve

Model	Connection	L mm		No.
R22 R134a R407C R404A				
Set of 3 pressure hoses	1/4" SAE	1,500	1	1500000028
Pressure hose yellow	1/4" SAE	1,500	1	1500000029
R410A R32				
Set of 3 pressure hoses	5/16" SAE	1,500	1	1500000030
Pressure hose yellow	5/16" SAE	1,500	1	1500000031

Tool Set Climate I + II

Practical tool set with all tools required

For installation and maintenance of air-conditioning units and heat pumps

R22 | R134a | R407C | R404A

The ideal introduction into a whole new area of business!

Product Profile

APPLICATION AREA

- Monitor temperature and pressure
- Quality hoses with high bursting pressure
- Pipe cutter for all pipe cross-sections from 3 - 35 mm (1/8" - 1.1/8")
- Measurement of ambient and ventilator air temperature
- Clean, kink-free bending of all common pipe cross-sections
- Optimum flaring connections for all types of air-conditioners

Set Climate I (No. 170604) includes: 2-way manifold (No. 170501), set of pressure hoses standard 1/4" SAE, Tube Cutter 35 C (No. 070027C), minicut pipe cutter (No.070401C), thermometer, set of bending springs 3/8" - 1/2" - 5/8", universal flaring tool (No. 222601), plastic case

Set Climate II (No. 170605) includes: 2-way manifold (No. 1000001426), set of pressure hoses standard 5/16" SAE, Tube Cutter 35 C (No. 070027C), minicut pipe cutter (No.070401C), thermometer, set of bending springs 3/8" - 1/2" - 5/8", Reeling Flaring Tool (No. 222402), plastic case

Model	kg		No.
Tool Set Climate I	2.3	1	170604
Tool set Climate II	2.4	1	170605

No. 170604

Nitrogen Set

Multiple uses for refrigeration systems

Product Profile

APPLICATION AREA

- Pressure and leak test with nitrogen
- Flushing of the installation
- Nitrogen admission during soldering to prevent scale formation

Ideal for split air-conditioning units and heat pumps!

950 cm³ nitrogen bottle included

Complete set

Connection for large bottles

Any size of bottle can be connected without a problem

Spring loaded pressure reducing valve

Simple and safe handling

Fine scaled 1.0 pressure gauge

Precise reading of the testing pressure

No. 259060

13

5/16" SAE adaptor for connecting to R410 units

Bottle adaptor for connecting 950 cm³ bottles

Set (No. 259060) includes: pressure reducing valve, connection hose, bottle adaptor, pressure gauge, nitrogen bottle and plastic case

Model	No.
Nitrogen set with bottle (950 cm³)	259060
Nitrogen bottle, each 950 cm³	259008
Filling hose with pressure gauge	259010
Connection 5/16" SAE internal, 1/4" SAE external	01700RD

RO-LEAK

Electronic leak detection device for locating leaks in refrigeration systems (3 g/a)

R410A | R22 | R134a | R407C | R404A | R507A

Product Profile

KEY FEATURES

- Durable and highly sensitive sensor tip with a leak detection rate of 3 g/a within 3 seconds
- Simple determination of the refrigerant concentration
- Adjustment of the sensor tips zero measurement point for simple detection of the leak
- Exact and quick locating of the leak
- Easy accessibility of even hard to reach leaks

TECHNICAL DATA

Leak status:	LED display
Sensor length:	30 cm
Leak detection rate:	3 g/a within 3 seconds
Weight:	280 g
Working temperature:	- 10 up to + 49°C
Voltage:	2.4 V

Heated pentode

Durable and highly sensitive sensor tip with a leak detection rate of 3 g/a within 3 seconds

Audio signal

Comfortable use

30 cm long, flexible sensor

Easy access in hard-to-reach places

7 LEDs

Simple determination of the refrigerant concentrate with the coloured shading

7 different sensitivity levels

Exact and fast location of the leak

RESET - button

Adjusts to the sensor tip zero point setting for simple leak location

Suitable for all common CFC, HFC and HCFC!

No. 87305

Scope of delivery (No. 87305) Leak detection unit RO-LEAK, spare sensor, battery charger, battery

Model	No.
RO-LEAK set with spare sensor and battery charger in plastic case	87305
Spare sensor	87309

RO-LEAK in use

ROAIRVAC

Two-stage vacuum pump

For evacuation in accordance with **DIN 8975** with vacuum gauge and solenoid valve

DIN -Norm | 230 V

Product Profile

KEY FEATURES

- Solenoid check valve to protect the refrigeration system from oil contamination during power outage
- Vacuum gauge with integrated drag indicator enables simple and quick control of the evacuation process
- Protects the integrated components with the light and high quality casing
- Gas ballast valve for reduction of water vapour in the oil container
- Special filter reduces oil mist on exhaust vent

KEY FEATURES

- Gauge-glass enables easy oil-stand monitoring
- Fast filling of oil without spilling, no special funnel is necessary
- Easy access to the oil drain plug makes emptying quick
- Thermal switch protects the unit from the motor overheating
- Standard 1/4" SAE connection, as well as 5/16" SAE and 3/8" SAE adaptor included in delivery
- Removable cable prevents cable damage

Ergonomic handle
Light, compact and easy to transport

Gas ballast valve
Reduction of water vapour in the oil container, guarantees higher evacuation performance and service life

Removable cable
Prevents cable damage

Special filter
Reduces oil mist on exhaust vent

Integrated vacuum gauge
Simple and fast control of the evacuation process

Integrated solenoid valve
Prevents backwash of oil into the refrigeration system

Four-pole motor*
Increased torque and long service life
*(only with ROAIRVAC 1.5, 3.0 and R32 6.0)

Light and high-quality casing
Protects the integrated components

13

1/4" SAE standard connection with adaptors for 5/16" SAE and 3/8" SAE

Optimal positioned viewing glass and oil drains for simple draining of the oil

Practical: operating instructions always within view

ROAIRVAC Serie

Two-stage rotary vane pump for evacuation in accordance with DIN 8975

Type	ROAIRVAC 1.5	ROAIRVAC 3.0	ROAIRVAC 6.0	ROAIRVAC R32 6.0	ROAIRVAC 9.0
No.	**170061**	**170062**	**170063**	**1000001231**	**170064**
Pumprating	1.5 CFM / 42 l/min	3.0 CFM / 85 l/min	6.0 CFM / 170 l/min	6.0 CFM / 170 l/min	9.0 CFM / 255 l/min
	/ 2,5 m³/h	/ 5,1 m³/h	/ 10,2 m³/h	/ 10,2 m³/h	/ 15,3 m³/h
Vacuum stages	2	2	2	2	2
Final Vacuum	15 micron / 0,02 mbar	15 micron / 0,02 mbar	15 micron / 0,02 mbar	15 micron / 0,02 mbar	25 micron / 0,034 mbar
Motor rating	190 W / 1720 r/m	250 W / 1720 r/m	375 W / 3440 r/m	550 W / 1720 r/m	750 W / 3440 r/m
Voltage	230 V	230 V	230 V	230 V	230 V
Frequency	50 Hz / 60 Hz	50 Hz / 60 Hz	50 Hz / 60 Hz	50 Hz / 60 Hz	50 Hz / 60 Hz
Connection	1/4"	1/4"	1/4"	1/4"	1/4"
with Adaptor	5/16" SAE M/3/8" SAE M	5/16" SAE M/3/8" SAE M	5/16" SAE M/3/8" SAE M	5/16" SAE M/3/8" SAE M	5/16" SAE M/3/8" SAE M
Oil capacity	250 ml	330 ml	330 ml	580 ml	590 ml
Weight	9,0 kg	10,7 kg	11,5 kg	17,3 kg	17,0 kg
Manifold Ø	50 mm	50 mm	50 mm	80 mm	80 mm
Unit	mbar / Mpa	mbar / Mpa	mbar / Mpa	mbar / Mpa	mbar

ROAIRVAC 1.5 (42 l/min)

ROAIRVAC 3.0 (85 l/min)

ROAIRVAC 6.0 (170 l/min)

ROAIRVAC R32 6.0 (170 l/min)

Future-proof product for the increased use of R32 refrigerants

Mineral oil is included in all pump deliveries



ROAIRVAC 9.0 (255 l/min)

ROAIRVAC - vacuum pump in use with the digital manifold ROCOOL 600

Scope of delivery ROAIRVAC: Vacuum pump with 1/4", 5/16" SAE and 3/8" SAE connections, plastic bottle with mineral oil

Model	Performance	kg	No.
ROAIRVAC 1.5	42 l/min	9,0	**170061**
ROAIRVAC 3.0	85 l/min	10,7	**170062**
ROAIRVAC 6.0	170 l/min	11,5	**170063**
ROAIRVAC R32 6.0	170 l/min	17,3	**1000001231**
ROAIRVAC 9.0	255 l/min	17,0	**170064**
Mineral Oil 1 Liter			**169200**

ROREC

Refrigerant recovery device

Compact, portable device for recovery and recycling refrigerants of all kinds

Product Profile

KEY FEATURES

- 4-pole motor guarantees the durability of the machine
- Low noise and vibration emission thanks to the compact design
- Intuitive handling makes it simple and safe to use
- Maintenance-free operation through the oil-free compressor
- Emptying of the device in order to work with different refrigerants with the PURGE function
- Simple transport and use with the light and compact plastic casing

TECHNICAL DATA

Suitable for:	all refrigerants of the type CFC-HCFC-HFC	
Capacity:	gaseous:	0.26 kg / min
	fluid:	1.85 kg / min
	Push/Pull:	6.22 kg / min
Electrical Data:	230 V / 50 - 60Hz	
Power:	370 W	
High pressure switch:	38.5 bar	
Dimensions:	490 x 244 x 353 mm	
Weight:	17 kg	

Ideal for mono & multi-split air-conditioning units and heat pumps!

Integrated high pressure switch
Protects the integrated components

PURGE function
Emptying of refrigerant residue in the unit (self-cleaning mode)

Simple use
Controlled dosage of the refrigerant supply

RESET Button
Reset of the pressure shut-off

Removable cable
Prevents cable damage

Oil-free compressor
Maintenance-free operation

Thermal switch
Protects the unit from overheating

Light and compact plastic casing
Simple transport and use

4-pole motor
Increased torque and service life

Recovery of Refrigerant

Exemplary:
Outdoor air-conditioning unit

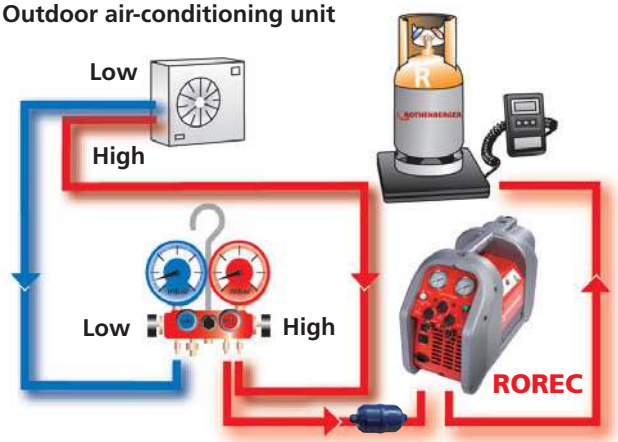

Simple and precise reading with the glycol filled pressure gauge

Practical storage compartment for accessories on the back

Model	Connected Load	kg		No.
ROREC	370 W	17.0	1	168605
Filter		0.12	1	168713

ROREC PRO

Refrigerant recovery device

Compact, portable device for recovery of halogenated refrigerants of every kind

class 1.6 | 63 mm | 230 V

Product Profile

KEY FEATURES

- Maintenance free operation with the oil-free 2-piston compressor
- 4-pole motor guarantees the durability of the machine
- Automatic shut-off after the evacuation process is finished
- Low-noise and vibration emission thanks to the compact design
- Intuitive handling makes it simple and safe to use
- Emptying of the device in order to work with different refrigerants with the PURGE function
- Simple transport and use with the light and compact plastic casing

TECHNICAL DATA

Suitable for:	all refrigerants type CFC-HCFC-HFC	
Capacity:	gaseous:	0.52 kg / min
	fluid:	3.70 kg / min
	Push/Pull:	9.95 kg / min
Electrical Data:	230 V / 50 - 60Hz	
Power:	730 W	
High pressure switch:	38.5 bar	
Dimensions:	490 x 244 x 353 mm	
Weight:	19 kg	

Also ideal for large facilities!

Oil-free 2-piston compressor
Very high suction performance with maintenance free operation

Control lamp
When green: Process is over - unit will turn off automatically
When red: The system pressure is too high - unit will turn off automatically

Thermal switch
Protects the unit from overheating

Simple use
Controlled dosage of the refrigerant supply

Light and compact plastic casing
Simple transport and use

PURGE function
Emptying of refrigerant residue in the unit (self-cleaning mode)

4-pole motor
Increased torque and service life

Removable cable
Prevents cable damage

Simple and precise reading with the glycol filled pressure gauge

Practical storage compartment for accessories on the back

ROREC PRO in use

Model	Connected Load	kg		No.
ROREC PRO	730 W	19.0	1	168606
Filter		0.12	1	168713

Refrigerant for Air-conditioning Units

Non-chlorinated refrigerant of the HFC group in practical 40 bar steel bottles (bursting pressure: 165 bar) TÜV seal No. 0036-043/03D and TPED accepted as per 99/36/CE

Product Profile

KEY FEATURES

- Light and practical for use on building-sites
- 1 and 2 litre steel bottles, rent-free and easy disposal
- Flat base for increased standing stability
- Ease of clean up after removing of the valve

Refillable bottles

Full flexibility for the user

Standardised SAE thread on all bottle valves

Universal application

Model			No.
R407C Refrigerant R407C in cardboard packaging			
1 l steel bottle 1/4" SAE	1	12	170913
2 l steel bottle 1/4" SAE	1	6	170931
R410A Refrigerant R410A in cardboard packaging			
1 l steel bottle 5/16" SAE	1	12	170912
2 l steel bottle 5/16" SAE	1	6	170932

ROSCALE 120

Electronic refrigerant scale

Precise, easy to handle refrigerant scale for filling and evacuation processes with a maximal weight capacity of 120 kg

Product Profile

KEY FEATURES

- Resolution of 5 g enables very precise filling
- Weight capacity sufficient for all common refrigerant bottles
- Cable connection enables comfortable use in every situation
- Bottle adaptor for connecting small refrigerant bottles (1 l and 2 l bottles)
- Refrigerant bottles of all sizes have enough space
- Large LCD display for comfortable reading of the result
- Simple use

TECHNICAL DATA

Weight capacity:	120 kg or 264 lbs
Accuracy:	+/- 0,5%
Resolution:	5 g / 0,2 oz.
Working temperature:	-10° C up to +49° C / 14 up to +120° F
Connection:	1/4" SAE for 1-2 lit. bottles
Battery:	9 V
Platform size:	230 x 230 x 53 mm
Weight:	3.28 kg

1/4" SAE bottle adaptor

For connecting small 1 and 2 l refrigerant bottles

Large rubberised weighing platform

All sizes of refrigerant bottles have enough space

Large LCD display

For comfortable reading of the results

Three operating keys

Simple use

Cable connection

Enables comfortable use in every situation

Weight capacity of 120 kg

Weight capacity is sufficient for all common refrigerant bottles

ROSCALE 120 in carrying case

Scope of delivery: ROSCALE 120, 9 V battery, carrying case

Model	kg	No.
ROSCALE 120	3.28	173004

SANIFRESH

Disinfecting and deodorising cleaning spray

Product Profile

KEY FEATURES

- Removes the threat of disease and allergies
  Practical and ecologically friendly solution for removing mites, dust, bacteria and spores
- Spray is applied directly to affected surface
- Economical spray can with spray nozzle and spray tube
- Removes unpleasant odours. Pleasant mint smell

Model			Volume	No.
Sanifresh (contains 12 bottles)	1	1(12)	400 ml	85800

Bottle Connection and Adaptors

For refrigerant bottles

For use with new refrigerant bottles on existing equipment

No. 170950

No. 173204, No. 173205

No. 01700RD

Model	No.
Adaptor, 1/4" connection	173205
Adaptor, 5/16" connection	173204
Adaptor, W21.8 x 1/4" SAE M connection	170950
with seal for 2 l sized bottles	
Adaptor, 1/4" SAE M - 3/8" SAE F connection	89501
Adaptor, 3/8" SAE M - 1/4" SAE F connection	89503
Adaptor, 1/4" SAE F - 5/16" SAE M connection	170016
Adaptor, 1/4" SAE M - 5/16 SAE F connection	01700RD
with valve trigger	

Torque Wrench Set

For proper tightening of flange connections

Set with adjustable torque wrench (10-70 Nm) and 6 spanner inserts sizes 17, 22, 24, 26, 27 and 29 mm for flange connections on 1/4", 3/8", 1/2" and 5/8" pipe lines **according to DIN EN 378-2 : 2012-08**

DIN -Norm

Fix with torque urgently necessary!

8 piece set (No. 1750.01) includes: spanner wrench sizes 17, 22, 24, 26, 27, 29 mm, torque wrench, carrying bag

Pipe-Ø	Spanner width	Locking torque
1/4" / 6 mm	17 mm	14-18 Nm
3/8" / 10 mm	22 mm	33-42 Nm
1/2" / 12 mm	24 mm	50-62 Nm
1/2" / 12 mm	26 mm	50-62 Nm
5/8" / 15/16 mm	27 mm	63-77 Nm
5/8" / 15/16 mm	29 mm	63-77 Nm

Model	kg	No.
Torque wrench set, 7 piece	3.5	175001

Adjustable Wrench

Chrome vanadium steel, drop forged, chrome-plated and polished

Product Profile

KEY FEATURES

- Precise operation: Smooth-running and robust roller with minimum play in the sliding guides

Size inch	L mm	Clamping width up to mm	g	No.
6"	160	20	100	70441
8"	210	25	220	70442
10"	250	29	390	70443
12"	300	34	660	70444
15"	380	44	1,170	70445

Schrader Valve Tool

Product Profile

KEY FEATURES

- For exchanging the Schrader valve on air-conditioners under pressure, without having to recover the unit
- For safe and easy change of spring insert of the Schrader Valve Tool
- With safety thread for risk-free use with R410A

Model	No.
Schrader Valve Tool in plastic carrying case	87800

Plate Fin Comb

Product Profile

KEY FEATURES

- For straightening the plate fins of heat-exchangers
- 6 different sizes in one tool



Model	Dimension	No.
Plate fin comb	8 - 9 - 10 - 12 - 14 - 15 mm	224500

General instructions for the use of Refrigerants

Refrigerant data from CFC-alternative refrigerants

Refrigerant	Composition	ODP	GWP	Temperature glide
R22 (HFC-CFC refrigerant)	CHCLF2	0.05	1,700	–
R134a (HFC chlorine-free refrigerant)	CF3CH2F	0	1,300	–
R32 (HFC chlorine-free refrigerant)	CH2F2	0	580	–
R404A (HFC chlorine-free blends)	52% R143a, 44% R125, 4% R134a	0	3,750	–
R507 (HFC chlorine-free blends)	50% R143a, 50% R125	0	3,800	–
R407C (HFC chlorine-free blends)	23% R32, 25% R125, 52% R134a	0	1,610	7.5K
R410A (HFC chlorine-free blends)	50% R32, 50% R125	0	1,890	0.2K

ODP = Ozone Depletion Potential (degree in which the ozone layer is destroyed)
GWP = Global Warming Potential (degree in which it contributes to the greenhouse effect)

Instructions for safe and proper use of the refrigerants:

Refrigerant:

- Wear protective gloves and safety goggles
- Do not let refrigerant come in contact with skin
- Do not inhale high concentrations of vapours (Lack of oxygen causes a narcotic effect and is a danger to life)
- Do not smoke around refrigerant
- Working place / room must be thoroughly aired, if necessary extracted

Refrigerant bottles:

- Secure against accidents, do not throw
- Do not expose to direct sunlight and do not place near radiators or other heat sources
- Do not use open flame
- Do not disassemble or remove valves
- Damaged bottles need to be properly returned
- Close empty containers

Air-conditioners:

- Air-conditioner leaks need to be repaired immediately
- Do not allow refrigerant to leak while filling or doing maintenance work
- In high concentrations (for example pipe burst), leave the room and do not enter again until it has been properly ventilated
- Only do brazing work together with protective nitrogen gas and only in well ventilated areas

Flare connections

Normal flare size in accordance with JIS B8607:2008
Flare outer diameter in relationship to the pipe diameter

Pipe outer diameter mm / inch	Metric	Wall thickness mm / inch	Flare outer diameter with R22-, R134a-, R404-, R407C air-conditioners	Flare outer diameter with R410A air-conditioners
6 mm	–	1 mm	8.5 mm	9.1 mm
8 mm	–	1 mm	11.1 mm	11.1 mm
10 mm	–	1 mm	13.6 mm	13.2 mm
12 mm	–	1 mm	15.3 mm	16.5 mm
16 mm	–	1 mm	19.5 mm	19.2 mm
18 mm	–	1 mm	22.0 mm	22.7 mm
1/4"	6.35 mm	0.35"	9.0 mm	9.1 mm
5/16"	7.94 mm	0.35"	11.0 mm	11.1 mm
3/8"	9.52 mm	0.35"	13.0 mm	13.2 mm
1/2"	12.70 mm	0.35"	16.2 mm	16.6 mm
5/8"	15.88 mm	0.35"	19.4 mm	19.7 mm
3/4"	19.05 mm	0.35"	23.3 mm	24.0 mm

Conversion table pressure

mbar	Micron	TORR	mm HG Vacuum
10	7,516	7.5	752
5	3,759	3.6	756
2	1,503	1.5	758
1	752	0.75	759
0.5	376	0.36	
0.4	300	0.30	
0.3	225	0.23	
0.2	150	0.15	
0.1	75	0.08	
0.09	68		
0.07	53		
0.06	45		
0.05	38		
0.04	30		
0.03	22		
0.02	15		
0.01	8		

Conversion table temperature

Conversion from °C in °F: °C x 1.8 +32 = °F
Conversion from °F in °C: (°F-32) : 1.8 = °C

°C	°F	°C	°F	°F	°C	°F	°C
100	212	30	86	212	100	70	21
95	203	25	77	200	93	60	16
90	194	20	68	190	88	50	10
85	185	15	59	180	82	40	4
80	176	10	50	170	77	30	-1
75	167	4	39	160	71	20	-7
70	158	0	32	150	66	10	-12
65	149	-10	14	140	60	0	-18
60	140	-20	-4	130	54	-10	-23
55	131	-30	-22	120	49	-20	-29
50	122	-40	-40	110	43	-30	-34
45	113	-50	-58	100	38	-40	-40
40	104	-60	-76	90	32	-50	-46
35	95	-273	-460	80	27	-60	-51
						-112	-80
						-460	-273

Common threads

UNF-Thread	SAE-Thread	Outer diameter (max. mm)	Internal diameter (min mm)	Lodes per inch	Increment (mm)
7/16" - 20	1/4"	11.079	9.738	20	1.270
1/2" - 20	5/16"	12.667	11.328	20	1.270
5/8" - 18	3/8"	15.839	14.348	18	1.411
3/4" - 16	1/2"	19.012	17.330	16	1.588
7/8" - 14	–	22.184	20.262	14	1.814
7/8" - 14	5/8"	22.184	20.262	14	1.814
1" - 14	3/4"	25.357	23.437	14	1.814
11/16" - 14	–	26.947	25.024	14	1.814
11/8" - 12	–	28.529	26.284	12	2.117
11/4" - 12	7/8"	31.704	29.459	12	2.117
13/8" - 12	–	34.877	32.634	12	2.117
11/2" - 12	1	38.052	35.809	12	2.117

ONE of 6.000

Premium tools for professionals!

General-Purpose Tools

System overview 308 - 312

Pliers

Water Pump Pliers 312 - 316

Corner Pipe Wrenches 317

One Handed Pipe Wrenches, Chain Pipe Wrenches 318 - 319

Fittings Wrenches 320

Grip Pliers, Strap & Fittings Wrenches 321

Installation Wrenches

UNI Stepped Key Set, Express Spanner 322

Bolt Drivers, Sanitary Four Way 223

Installation Tools, Valve Key 324

Open Handed, Hinged Ratchet Wrenches 325 - 327

Screwdrivers 328 - 329

Installation Aids

Spirit Levels, Cartridge Extractor Sets 330

Tap Reseating Tool 331

Basin Nut Wrench, Bolt Cutter 332 - 333

Power Edge Cutter 334

Allen Key Sets, Screw Extraction Sets 335

Cutting Discs

Cutting & Grinding Discs 336

Drill Bits

Twist Drill Bits, Flat Center Bits 337

Chassis Punch, Stepped Drill Bits 338

Sheet Metal Cone Bits, Hole Saws 339 - 340

Hammers, Chisels, Punchs 341

Vices

Parallel Vices, Pipe Vices 342

Workbenches

Tripod Uni Workbench, Universal Workbench 343

General Aids & Tool Bags 344 - 345

Do you want to know more about our products? Please scan the QR-Code!

ROGRIP Pliers

	ROGRIP M 7"	ROGRIP M 10"	ROGRIP F 7"	ROGRIP F 10"	ROGRIP S 7"
Working Area:	Ø 43 mm (1.1/4”)	Ø 60 mm (2”)	Ø 43 mm (1.1/4”)	Ø 60 mm (2”)	Ø 43 mm (1.1/4”)
Length:	175 mm (7”)	240 mm (10”)	175 mm (7”)	240 mm (10”)	175 mm (7”)
Weight:	280 g	460 g	280 g	460 g	280 g
Material:	Chrome Vanadium Steel	Chrome Vanadium Steel	Chrome Vanadium Steel	Chrome Vanadium Steel	Chrome Vanadium Steel
Page	312	312	312	312	312

ROGRIP Pliers / Water Pump Pliers

	ROGRIP S 10"	ROGRIP XL	Wapu Typ SP 7"	Wapu Typ SP 10"	Wapu Typ SP 12"
Working Area:	Ø 43 mm (1.1/4”)	Ø 102 mm (3.1/2”)	Ø 34 mm (1”)	Ø 43 mm (1.1/4”)	Ø 48 mm (1.1/2”)
Length:	175 mm (7”)	440 mm (16”)	175 mm (7”)	250 mm (10”)	300 mm (12”)
Weight:	280 g	1.400 g	150 g	290 g	460 g
Material:	Chrome Vanadium Steel	Chrome Vanadium Steel	Chrome Vanadium Steel	Chrome Vanadium Steel	Chrome Vanadium Steel
Page	313	313	314	314	314

Water Pump Pliers / Corner Pipe Wrenches

	Wapu Typ SPK 7"	Wapu Typ SPK 10"	Wapu Typ SPK 12"	Corner Pipe Wrench 45° "Super S", 10"	Corner Pipe Wrench 45° "Super S", 12"
Working Area:	z	Ø 48 mm (1.1/2”)	Ø 22 mm (1/2”)	Ø 34 mm (1”)	
Length:	175 mm (7”)	250 mm (10”)	300 (12”)	250 mm (10”)	300 mm (12”)
Weight:	165 g	315 g	475 g	400 g	810 g
Material:	Chrome Vanadium Steel	Chrome Vanadium Steel	Chrome Vanadium Steel	Chrome Vanadium Steel	Chrome Vanadium Steel
Page	315	315	315	317	317

Corner Pipe Wrenches / Corner Pipe Wrenches 45°

	Corner Pipe Wrench 45° "Super S", 16"	Corner Pipe Wrench 45° "Super S", 20"	Corner Pipe Wrench 45° "Super S", 24"	Corner Pipe Wrench 45°, 10"	Corner Pipe Wrench 45°, 12"
Working Area:	Ø 48 mm (1.1/2”)	Ø 60 mm (2”)	Ø 89 mm (3”)	Ø 22 mm (1/2”)	Ø 34 mm (1”)
Lengt:	420 mm (16”)	540 mm (20”)	640 mm (24”)	250 mm (10”)	300 mm (12”)
Weight:	1.440 g	2.440 g	3.400 g	370 g	740 g
Material:	Chrome Vanadium Steel	Chrome Vanadium Steel	Chrome Vanadium Steel	Chrome Vanadium Steel	Chrome Vanadium Steel
Page	317	317	317	317	317

Corner Pipe Wrenches 45°

	Corner Pipe Wrench 45° , 16”	Corner Pipe Wrench 45° 20"
Working Area:	Ø 48 mm (1.1/2”)	Ø 60 mm (2”)
Length:	420 mm (16”)	540 mm (20”)
Weight:	1.340 g	2.400 g
Material:	Chrome Vanadium Steel	Chrome Vanadium Steel
Page	317	317

Pipe Wrenches 90°

	Pipe Wrench 90°, 12"	Pipe Wrench 90°, 16"	Pipe Wrench 90°, 20"
Working Area:	Ø 34 mm (1”)	Ø 48 mm (1.1/2”)	Ø 60 mm (2”)
Length:	300 (12”)	420 mm (16”)	540 mm (20”)
Weight:	740 g	1.340 g	2.400 g
Material:	Chrome Vanadium Steel	Chrome Vanadium Steel	Chrome Vanadium Steel
Page	317	317	317

Pipe Wrenches

	Pipe Wrench 90°, 24"	Pipe Wrench 90°, 36"
Working Area:	Ø 89 mm (3”)	Ø 114 mm (4”)
Length:	640 mm (24”)	750 mm (36”)
Weight:	3.400 g	5.600 g
Material:	Chrome Vanadium Steel	Chrome Vanadium Steel
Page	317	317

One-Handed Pipe Wrenches “HEAVY DUTY”

	HEAVY DUTY 8"	HEAVY DUTY 10"	HEAVY DUTY 12"
Working Area:	Ø 22mm (1/2”)	Ø 48 mm (1.1/2”)	Ø 60 mm (2”)
Length:	200 mm (8”)	250 mm (10”)	300 mm (12”)
Weight:	400 g	780 g	1.250 g
Material:	Monoblock-Cast Body	Monoblock-Cast Body	Monoblock-Cast Body
Page	318	318	318

One-Handed Pipe Wrench “HEAVY DUTY”

	HEAVY DUTY 14"	HEAVY DUTY 18"	HEAVY DUTY 24"	HEAVY DUTY 36"	HEAVY DUTY 48"
Working Area:	Ø 60 mm (2”)	Ø 73 mm (2.1/2”)	Ø 89mm (3”)	Ø 141 mm (5”)	Ø 168 mm (6”)
Length:	350 mm (14”)	450 mm (18”)	600 mm (24”)	900 mm (36”)	1.200 mm (48”)
Weight:	1.680 g	2.670 g	4.320 g	7.920 g	15.800 g
Material:	Monoblock Cast Body	Monoblock Cast Body	Monoblock Cast Body	Monoblock Cast Body	Monoblock Cast Body
Page	**318**	**318**	**318**	**318**	**318**

One-Handed Pipe Wrench “ALUDUR”

	ALUDUR 10"	ALUDUR 14"	ALUDUR 18"	ALUDUR 24"	ALUDUR 36"
Working Area:	Ø 48 mm (1.1/2”)	Ø 60mm (2”)	Ø 73 mm (2.1/2”)	Ø 89 mm (3”)	Ø 141 mm (5”)
Length:	250 mm (10”)	350 mm (14”)	450 mm (18”)	600 mm (24”)	900 mm (36”)
Weight:	480 g	990 g	1.630 g	2.510 g	5.000 g
Material:	Aluminium	Aluminium	Aluminium	Aluminium	Aluminium
Page	**318**	**318**	**318**	**318**	**318**

One-Handed Pipe Wrench “ALUDUR”

	ALUDUR 48"	STILLSON 8"
Working Area:	Ø 168 mm (6”)	Ø 27 mm (3/4”)
Lengt:	1.200 mm (48”)	200 mm (8”)
Weight:	8.420 g	280 g
Material:	Aluminium	Steel, drop forged
Page	**318**	**318**

One-Handed Pipe Wrench “STILLSON”

	STILLSON 10"	STILLSON 12"	STILLSON 14"
Working Area:	Ø 34 mm (1”)	Ø 43 mm (1.1/4”)	Ø 48 mm (1.1/2”)
Lengt:	250 mm (10”)	300 mm (12”)	350 mm (14”)
Weight:	590 g	790 g	1.040 g
Material:	Steel, drop forged	Steel, drop forged	Steel, drop forged
Page	**318**	**318**	**318**

One-Handed Pipe Wrench “STILLSON”

	STILLSON 18"	STILLSON 24"	STILLSON 36"
Working Area:	Ø 60 mm (2”)	Ø 73 mm (2.1/2”)	Ø 102 mm (3.1/2”)
Length:	450 mm (18”)	600 mm (24”)	900 mm (36”)
Weight:	1.820 g	3.080 g	5.690 g
Material:	Steel, drop forged	Steel, drop forged	Steel, drop forged
Page	**318**	**318**	**318**

ROGRIP M

Quickly adjustable water pump plier

KEY FEATURES

- 30% more gripping capacity*: 10" pliers up to 2" pipe diameters
- 3-point grip: reliable clamping and perfect grip up to the maximal pipe diameter
- Wide handles for more comfort and better power transmission
- 10 point size adjustments

TECHNICAL DATA

Chrome vanadium steel tempered, drop forged with heavy-duty box joint
Polished head and joint
Double hardened jaws, extremely durable



Double hardened jaws extremely durable
Good grip on every surface even at highest demands

Large gripping width
Reliable grip and hold up to 2" pipe diameter

Integrated sizing scale
Comfortable and quick adjustment of the pipe diameter

ROTHENBERGER Curve-Shape-Design
Especially ergonomic for larger pipe diameters. Reduces the danger of fingers getting clamped

Wide handles
More comfort and better power transmission

Slip-resistant plastic handles
High grip reliability

Model	No.
ROGRIP M 7", Ø 1.1/4" / 43 mm	1000000215
ROGRIP M 10", Ø 2" / 60 mm	1000000216

ROTHENBERGER Curve-Shape-Design – especially ergonomic!

ROGRIP F

Quickly adjustable automatic water pump plier

KEY FEATURES

- 30% more gripping capacity*: 10" pliers up to 2" pipe diameter
- 3-point grip: reliable clamping and perfect grip up to the maximal pipe diameter
- ROTHENBERGER Curve-Shape-Design: especially ergonomic for large pipe diameters. Reduces the danger of fingers getting clamped
- Wide handle for more comfort and better transmission of power
- Safety lock system: prevents unintentional opening and enables a 50% quicker adjustment
- 18 point size adjustments

Curve-Shape-Design: especially ergonomic

3-point grip over the middle for reliable clamping. Perfect grip on pipes up to Ø 2"



Safety lock system
Prevents unintentional opening and enables a 50% quicker adjustment

18 adjustable positions
Variable uses, lateral stability and high strength

Wide handles
More comfort and better power transmission

Slip-resistant plastic handles
High grip reliability

L inch	L mm	max. inch	max. mm	g			No.
7"	175	1.1/4"	43	280	1	6	1000000213
10"	240	2"	60	460	1	6	1000000214

30% more gripping capacity!*

* than previous model

ROGRIP S

Quickly adjustable water pump plier

- Characteristics like ROGRIP M

Curve-Shape-Design: especially ergonomic with large pipe Ø

Double hardened jaws extremely durable

Good grip on every surface even for hardest demands



Integrated sizing scale

Comfortable and quick adjustment of the pipe diameter

Wide handles

More comfort and better power transmission

inch	mm	max. inch	max. mm	g			No.
7"	175	1.1/4"	43	290	1	8	1000000217
10"	240	2"	60	480	1	6	1000000218

ROGRIP XL

Quickly adjustable water pump plier

KEY FEATURES

- 16" pliers up to 3.1/2" pipe diameters
- 3-point grip: reliable clamping and perfect grip up to the maximal pipe diameter
- ROTHENBERGER Curve-Shape-Design: especially ergonomic by large pipe diameters. Reduces the danger of fingers getting clamped
- Wide handle for more comfort and better transmission of power
- 14 point size adjustment

TECHNICAL DATA

Chrome vanadium steel tempered, drop forged with heavy-duty box joint
Polished head and joint
Double hardened jaws, extremely durable

Enourmos gripping width of 3.1/2" – reliable grip during application

Double hardened jaws extremely durable

Good grip on every surface even for hardest demands

Large gripping width

Reliable grip and hold up to 3.1/2" pipe diameter

ROTHENBERGER Curve-Shape-Design

Especially ergonomic with larger pipe diameters. Reduces the danger of fingers getting clamped

14 adjustable positions

Variable uses, lateral stability and high strength

ROTHENBERGER Curve-Shape-Design – especially ergonomic!

Wide handles

More comfort and better power transmission

Slip-resistant plastic handles

High grip reliability

Curve-Shape-Design: especially ergonomic

3-point grip over the middle for reliable clamping. Perfect grip on pipes up to Ø 3.1/2"

inch	mm	max. inch	max. mm	g			No.
16"	440	3.1/2"	102	1.400	1	1	1000000328

Water Pump Pliers SP

Complies with DIN 5231 D, with heavy-duty box joint, chrome vanadium steel, drop forged, tempered, polished head and joint

Product Profile

KEY FEATURES

- Ideal for hard-to-reach places with the longer, thinner pliers head with measurements favourable for corners
- Optimum grip for reliable hold of pipes, flat objects, squared and hexagonal screws
- Long service life through induction hardened teeth
- Variable use: 7 size settings
- Non-slip even on smooth surfaces
- Safe use with the crush and pinch protection

TECHNICAL DATA

Complies with DIN 5231 D
Heavy-duty box-joint
Abrasion-resistant surface protection with the epoxy-powder coating
Chrome vanadium steel
Drop forged, tempered
Polished head and joint

Optimum grip

No. 070528D

No. 70527

No. 70528

No. 70529

L inch	L mm	max. inch	max. mm	g			No.
7"	175	1"	34	150	1	6	70527
10"	250	1.1/4"	43	290	1	6	70528
12"	300	1.1/2"	48	460	1	6	70529
10" Counter display					1(12)		070528D

Water Pump Pliers Type SPK

KEY FEATURES

- Features similar to type SP, additionally with plastic covered handles

Increased safety: Plastic covered handles!

L inch	L mm	max. inch	max. mm	g			No.
7"	175	1"	34	165	1	6	70521
10"	250	1.1/4"	43	315	1	6	70522
12"	300	1.1/2"	48	475	1	6	70523
10" Counter display					1(12)		070522D

Grooved Water Pump Pliers CL

DIN -Norm

Chrome vanadium steel, chrome-plated, drop forged, tempered, polished head and sliding joint, even jaws, **in compliance with DIN 5231 E**

KEY FEATURES

- No slipping of the joint possible
- Absolutely firm fit in every open position
- Easy, smooth adjustment
- Induction hardened teeth for a long service life
- Crush and clamp guard prevent injuries
- Plastic covered handles

L inch	L mm	max. inch	max. mm	g		No.
9.1/2"	245	1.1/2"	48	330	6	70591
12"	300	2"	60	560	6	70592
16"	420	4"	114	1,150	6	70593

Plier Sets

Professsional Sets

Practice-oriented set of pipe wrenches and pipe cutter

3-parts Set No. (070130X) includes:
Pipe Wrench 1" (No. 070122X),
Pipe Wrench 1.1/2" (No. 070123X),
Pipe Wrench 2" (No. 070124X)

4-parts Set (No. 070135X) includes:
Pipe Wrench 1" (No. 070122X),
Pipe Wrench 1.1/2" (No. 070123X),
Wapu 10" (No. 70528),
TUBE CUTTER 35 (No. 70027)

3-partss Set (No. 070140X) includes:
Pipe Wrench 1" (No. 070122X),
Pipe Wrench 1.1/2" (No. 070123X),
Wapu 10" (No. 70528)

No. 070130X

No. 070135X

No. 070140X

Model	kg		No.
Set 1 - 1.1/2 - 2"	5,0	1	070130X
Set 1 - 1.1/2" + Wapu SP 10 + TC 35	3,1	1	070135X

Model	kg		No.
Set 1 - 1.1/2" + Wapu SP 10"	2,7	1	070140X

ROGRIP Pliers Sets

The quickly adjustable water pump pliers Generation ROGRIP are available as practice-oriented sets in 3 different sizes

2-parts Set (No. 1000000626) includes:
ROGRIP S 7" (No. 1000000217),
ROGRIP S 10" (No.1000000218)

2-parts Set (No. 1000001039) includes:
ROGRIP M 7" (No. 1000000215),
ROGRIP M 10" (No. 1000000216)

3-parts Set (No. 1000001068) includes:
ROGRIP M 7" (No. 1000000215),
ROGRIP M 10" (No. 1000000216)
ROGRIP XL 16" (No. 1000000328)

No.1000000626

No.1000001039

No.1000001068

Model		No.
ROGRIP Set S 7"+ S 10"	1	1000000626
ROGRIP Set M 7" + M 10"	1	1000001039

Model		No.
ROPGRIP Set M 7"+ M 10"+ ROGRIP XL	1	1000001068

Corner Pipe Wrench 45° "SUPER S"

Chrome vanadium steel, drop forged, tempered, with reinforced sleeve, polished jaws and a favourable size for corners

KEY FEATURES

- Self-clamping: 3-point clamping ensures reliable and firm grip even on smooth pipes
- Reliable grip and non-slip with teeth set against turning direction, induction hardened
- Double-T profile jaws, ideal for clamping different material forms, enables universal application

inch	mm	max. inch	max. mm	g			No.
1/2"	22	10"	250	400	1	18	070121X
1"	34	12"	300	810	1	18	070122X
1.1/2"	48	16"	420	1.440	1	16	070123X

inch	mm	max. inch	max. mm	g			No.
2"	60	20"	540	2.440	1	10	070124X
3"	89	24"	640	3.400	1	6	70125

Corner Pipe Wrench 45°

Chrome vanadium steel, drop forged, tempered, with reinforced sleeve, polished jaws and a favourable size for corners

KEY FEATURES

- Favourable size for corners
- Thin muzzle with thin jaws, 45° angled

inch	mm	max. inch	max. mm	g			No.
1/2"	22	10"	250	370	1		070131X
1"	34	12"	300	740	1	6	070132X

inch	mm	max. inch	max. mm	g		No.
1.1/2"	48	16"	420	1.340	1	070133X
2"	60	20"	540	2.400	1	070134X

Pipe Wrench 90°

Chrome vanadium steel, drop forged, tempered, with reinforced sleeve, polished jaws and a favourable size for corners

KEY FEATURES

- Favourable size for corners
- Thin muzzle with thin jaws, 90° angled

inch	mm	max. inch	max. mm	g			No.
1"	34	12"	300	740	1	8	070110X
1.1/2"	48	16"	420	1.340	1	6	070111X
2"	60	20"	540	2.400	1	6	070112X

inch	mm	max. inch	max. mm	g		No.
3"	89	24"	640	3.400	1	70113
4"	114	36"	750	5.600	1	70114

One Handed Pipe Wrench "HEAVY DUTY"

US-Norm GGG-W-651 Type II Class A!

KEY FEATURES

- One-handed ratchet-like use, self-clamping, spring-supported hook
- Quick preset of pipe-Ø using scale on hook
- Wearing parts replaceable: Hook and heel jaw can be purchased separately
- Monoblock cast body with high strength, double T profile, forged jaw and hook, fine polished, teeth set against turning direction, induction hardened, tempered and non-slip adjustment screw

L inch	L mm	inch	mm	kg		No. pliers	No. hook	No. jaws
8"	200	1/2"	22	0.40	4	70150	70200	70190
10"	250	1.1/2"	48	0.78	4	70151	70201	70191
12"	300	2"	60	1.25	4	70152	70202	70192
14"	350	2"	60	1.68	4	70153	70203	70193
18"	450	2.1/2"	73	2.67	2	70154	70204	70194
24"	600	3"	89	4.32	1	70155	70205	70195
36"	900	5"	141	7.92	1	70156	70206	70196
48"	1200	6"	168	15.80	1	70157	70207	70197

One Handed Pipe Wrench "ALUDUR"

US-Norm GGG-W-651 Type I Class B!

KEY FEATURES

- Features similar to **HEAVY DUTY**
- **Weight savings of approx. 40%:** extremely light, high strength aluminium alloy
- Wearing parts replaceable: hook and heel jaw can be purchased separately

L inch	L mm	inch	mm	kg		No. pliers	No. hook	No. jaws
10"	250	1.1/2"	48	0.48	4	70159	70201	70191
14"	350	2"	60	0.99	4	70160	70203	70192
18"	450	2.1/2"	73	1.63	2	70161	70204	70194
24"	600	3"	89	2.51	1	70162	70205	70195
36"	900	5"	141	5.00	1	70163	70206	70196
48"	1200	6"	168	8.42	1	70164	70207	70197

One Handed Pipe Wrench "STILLSON"

US-Norm GGG-W-651 Type I Class B!

KEY FEATURES

- Features similar to **HEAVY DUTY**
- Hardened adjustment nut presses onto the handle during use and prevents undesired readjustment
- Optimised double-spring construction guarantees quick and firm self-clamping, ensuring secure hold even on smooth pipes

L inch	L mm	inch	mm	kg			No. pliers	No. hook
8"	200	3/4"	27	0.28	1	4	70350	70374
10"	250	1"	34	0.59	1	4	70351	70375
12"	300	1.1/4"	43	0.79	1	4	70352	70376
14"	350	1.1/2"	48	1.04	1	4	70353	70377
18"	450	2"	60	1.82	1	2	70354	70378
24"	600	2.1/2"	73	3.08	1	1	70355	70379
36"	900	3.1/2"	102	5.69	1	1	70356	70380

One Handed Pipe Wrench "OFFSET PATTERN HEAVY DUTY"

KEY FEATURES

- Offset wrench head is ideal for working in confined spaces (e.g. near to the wall)
- One handed ratchet-like use, self-clamping, spring-supported hook
- Quick preset of pipe Ø using scale on hook
- Wearing parts replaceable: hook and heel jaw can be purchased separately

L inch	L mm	inch	mm	g		No. pliers	No. hook	No. jaws
10"	250	1.1/2"	48	750	4	70166	70201	70191
14"	350	2"	60	1,460	4	70167	70203	70192

One Handed Corner Pipe Wrench 90°

KEY FEATURES

- Features similar to "HEAVY DUTY"
- **Weight savings of approx. 40%:** extremely light, high strength aluminium alloy

L inch	L mm	inch	mm	g		No. pliers	No. hook	No. jaws
14"	350	2"	60	890	1	70115	70203	70192
18"	450	2.1/2"	73	1,490	1	70116	70204	70194

Chain Pipe Wrench 4" R/L

KEY FEATURES

- Profile handle made of drop forged chrome vanadium steel, polished head with hardened special tooth system, powerful chain made of tempered special steel
- Double-sided teeth surface set against the turning direction for use in both directions without re-inserting

max. inch	max. mm	L inch	L mm	g			No.
4"	115	12"	300	780	1	4	70235

Chain Pipe Wrench "HEAVY DUTY"

Very robust model for the toughest conditions, proven in pipeline construction, jaws and handle are forged, jaws are replaceable

KEY FEATURES

- Strong chain made of tempered special steel – fits every cross-section
- Double-sided tooth system for ratchet-like use, for right and left-handed operation

max. inch	max. mm	jaws width mm	L mm	kg	No. pliers	No. jaws
1.1/2"	48	38	350	1.4	70242	70571
2.1/2"	73	52	690	3.5	70243	70572
4"	114	63	940	6.7	70244	70573
6"	168	78	1,120	12.6	70245	70574
8"	220	80	1,280	17.2	70246	70575
12"	324	84	1,630	24.2	70247	70576

Model	kg	No.
Spare chain HEAVY DUTY 1 1/2"	0.80	70262
Spare chain HEAVY DUTY 2 1/2"	0.95	70263
Spare chain HEAVY DUTY 4"	1.40	70264
Spare chain HEAVY DUTY 6"	2.80	70265
Spare chain HEAVY DUTY 8"	3.40	70266
Spare chain HEAVY DUTY 12"	5.10	70267

Fittings Wrench 90°

Special chrome vanadium steel, steel forged

KEY FEATURES

- Plastic jaws guarantee a secure and gentle grip especially for chrome-plated fittings and polished surfaces
- High-quality DURAMANT surface coating

Plastic jaws, gentle grip!



max. inch	max. mm	inch	mm	g			No.
1"	35	14"	356	740	1	6	70545
Plastic jaws				10			70548

Fitting Key

Steel forged, burnished, smooth jaws for protection of fittings and delicate or polished surfaces

No. 350900

No. 350850

Model	mm	Clamping width and depth mm	mm	g	No.
Grid adjustment	260	75	45	690	350850
Roll adjustment	275	65	45	780	350900

SANIGRIP/SANIGRIP PL

Valve plier PL

Special chrome vanadium steel, drop forged, chrome-plated, 4 adjustable sizes at joint, with toothed grip jaws. SANIGRIP PL designed with plastic jaws to protect fittings

KEY FEATURES

- Secure and gentle grip on valuable fittings without damaging polished surfaces
- Optimum grip is ideal for plastic screw joints up to Ø 62 mm (siphon)

Model	inch	mm	max. mm	min. mm	g	No.
SANIGRIP	10"	250	80	14	270	70415
SANIGRIP PL	10"	250	62	14	280	70416
Plastic jaws (pair) for SANIGRIP PL					10	70417

Sealing Grip Pliers

Chrome vanadium steel, nickel-plated, tempered, hardened jaws

- Ideal for climate, heating and sanitary installations
- For clamping thin-walled copper pipes Ø 4 - 16 mm and hoses
- With leverage and quick-release lever, adjustable and lockable

L inch	L mm	Jaw width mm	g	No.
10"	250	4 -16	490	70250

Pipe Welding Grip Pliers

Chrome vanadium steel, nickel-plated, hardened jaws

- For safe, central clamping of pipes and round material aligned during welding work
- Reliable 3-point support, for steel pipes up to Ø 3"
- U-shaped clamping jaws allow enough room for welding
- With leverage and quick-release lever, adjustable and lockable

L inch	L mm	Jaw width mm	g	No.
11"	280	95	840	70257

EASYGRIP

Automatic strap wrench for plastic pipes
Ø 20 - 160 mm (3/4 - 6")

The indispensable tool for socket welding large diameter plastic pipes

KEY FEATURES

- No damage to pipe surface with the centred prismatic support
- Secure grip with special non-slip nylon strap

Model	mm	inch	kg	No.
EASYGRIP	20-160	3/4"	1.0	55075
Spare strap EASYGRIP			0.1	55076

Strap and Fittings Wrench

Made of aluminium special alloy,
with replaceable nylon strap

KEY FEATURES

- Safe to use on chrome-plated fittings without damaging polished surfaces
- Use in the automotive industry (oil filter changes)

inch	mm	L inch	L mm	g	No.
3"	89	12"	300	280	70240
Spare strap 3"				20	70268
8"	220	12"	300	290	70241
Spare strap 8"				30	70269

UNI Stepped Key Set

Radiator valve stepped key and ratchet set for installation and removal of heating valve nipples, tankconnectors and short tap extensions. Chrome vanadium steel, hardened, nickelplated, square drive 1/2"

Product Profile

KEY FEATURES

- Universally applicable: cam, internal hexagonal and 12-edged driver, size 3/8 - 1/2 - 3/4 - 1" and other sizes in between
- No canting of nipples and screw connections with the special stepped key design
- Combination key allows installation and removal of heating nipples, tank connections and short tap extensions
- 1/2" Ratchet makes installations quick and easy



No. 73298

No. 73280

1/2" ratchet

Fast and easy installation



No. 27180

Model	g			No.
Set: UNI Stepped Key and Ratchet	670	1	12	73297
UNI Stepped Key	120	1		73298
Gas Stepped Key	80	1		73280
1/2" ratchet	440	1		27180



Express Spanner

Chrome vanadium steel, drop forged, chrome-plated

Longer lever

No. 73299

KEY FEATURES

Express Spanner

- Ideal for hard-to-reach screws
- Quick installation of sink fittings and corner valves
- Hanger bolt M10, middle piece with internal screw thread
- Easy loosening of the hanger bolt with integrated ball seat
- When the internal hexagonal screw is loosened, the hanger bolt can be moved on the spanner axle (longer lever)

Ring Ratchet Express Spanner

- With the smallest of ratchet angles, fine-toothed, R/L switchable, 12-edged, flat offset

Ring Ratchet Express Spanner

No. 73293

Spanner width	for hanger bolts Size	L mm	g	No.
Wrench size 10 x muzzle size 13	M 8	220	250	73290
Wrench size 17 x muzzle size 19	M10	220	250	73299
Wrench size 17 x muzzle size 19	M12	220	250	73291
Wrench size 19 x ring size 17	M10	260	390	73293

Bolt Driver

Bolt driver M6, M8, M10, M12 with 1/2“ ratchet connector

KEY FEATURES

- Without damage to the screw thread, for express and hanger bolts
- Easy loosening of the screw with the integrated ball seat

Simple installation

4-part set (No. 26164) includes: Bolt Driver M6 (No. 26160), M8 (No. 26161), M10 (No. 26162), M12 (No. 26163), steel carrying case

Model	L mm	g	No.
Set M6 - M8 - M10 - M12		650	26164
Bolt driver M 6	35	70	26160
Bolt driver M 8	40	90	26161
Bolt driver M 10	45	100	26162
Bolt driver M 12	50	120	26163

Sanitary Four Way Key

Chrome Vanadium Special steel

KEY FEATURES

- Four external hexagonal 3/8“, 1/2“, 3/4“, 1“ up to 100 mm and installation/ removal of heating valves and tank connectors
- 3 inner threads M8, M10 and M12 for hanger bolts

Model	Dimensions mm	g	No.
Sanitary Four Way Key multifunctional	220 x 220	610	351043

Sanitary Four Way Key

Chrome Vanadium Special steel

KEY FEATURES

Multi-functional combined key:

- Four external hexagonal 3/8“, 1/2“, 3/4“, 1“ for short tap, extensions, installation and removal of heating valves and tank connectors
- 3 inner threads M8, M10 and M12 for hanger bolts (wash basin fittings)

Model	Dimensions mm	g	No.
Sanitary Four Way Key multifunctional	220 x 220	590	351044

ROFIX SANISET Profi

Installation tool

No. 73201

No. 73200

No. 73202

1 tool for 5 uses!

User-friendly combination set for installation of basins, toilets and drains

KEY FEATURES

- Bolt Driver Tool for M8 and M10 enables easy use in all positions
- Seat for the 9 mm and 13 mm extensions, as well as the RO-QUICK 2 adaptor with the Bolt Driver Tool
- Ease of use with the RO-QUICK 2 adaptor for the most common drains in bath tubs and basins

Set (No. 73200) includes: Bolt driver tool (No. 73201), RO-QUICK 2 adaptor (No. 73206), extension 9 mm (No. 73210), 13 mm (No. 73213), steel carrying case (No. 26410)

Set (No. 73202) like Set (No.73200), in addition extensions size 10, size 11, size 12 and size 14

Model	with extension mm	g	No.
ROFIX SANISET Profi	9-10-11-12-13-14	1,500	73202
ROFIX SANISET	9-13	900	73200
Bolt Driver tool			
M8/M10	215	120	73201
RO-QUICK 2-Adaptor	90	40	73206
Special extension size 9	185	50	73210
Special extension size 10	185	50	73209
Special extension size 11	185	50	73208
Special extension size 12	185	50	73212
Special extension size 13	185	50	73213
Special extension size 14	185	50	73214

RO-QUICK

Valve key

Release valve holder and key for eccentric and standard valves

No. 70413

No. 70414

KEY FEATURES

- Quick and problem-free use by the installation of bathtubs, basins and sinks
- Can be used from the bottom up
- With 2 facing, spring mounted locking cams, as well as holder with T-handle
- Adaptor with star handle for showers, bathtubs (optional accessory)
- Torque-proof immediately on insertion

No damage to chrome-plated parts!

Model	L mm	g	No.
RO-QUICK Set			70439
RO-QUICK Valve Key	120	300	70414
Adaptor	75	70	70413

ROCLICK

Combined open-ended / hinged ratchet wrench

Chrome vanadium steel, polished and high shine chrome-plated

KEY FEATURES

- Moveable ring ratchet allows for use even in tight spaces
- Precise work with the fine-running ratchet (72 teeth)

Small operating radius of only 5°!

Fig. ROCLICK wrench set

Small 5° operating radius

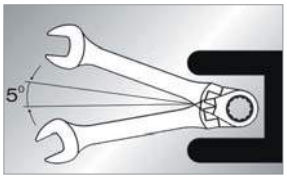

Adjustable inclination angle



7-part set (No. 70490) includes: ROCLICK combined spanner 8 - 10 - 11 - 13 - 14 - 17 - 19 mm, plastic case

Model	g			No.
ROCLICK spanner set, 7 pieces	1,150	1	12	70490

Torque Wrench Set

For proper tightening of flange connections

DIN -Norm

Set with adjustable torque wrench (10-70 Nm) and 6 spanner inserts sizes 17, 22, 24, 26, 27 and 29 mm for flange connections on 1/4", 3/8", 1/2" and 5/8" pipe lines **according to DIN EN 378-2 : 2012-08**

Fix with torque urgently necessary!

8 piece set (No. 1750.01) includes: spanner wrench sizes 17, 22, 24, 26, 27, 29 mm, torque wrench, carrying bag

Model	kg	No.
Torque wrench set, 7 piece	3.5	175001

Pipe-Ø	Spanner width	Locking torque
1/4" / 6 mm	17 mm	14-18 Nm
3/8" / 10 mm	22 mm	33-42 Nm
1/2" / 12 mm	24 mm	50-62 Nm
1/2" / 12 mm	26 mm	50-62 Nm
5/8" / 15/16 mm	27 mm	63-77 Nm
5/8" / 15/16 mm	29 mm	63-77 Nm

ROTURN

Combined ring / open-ended spanner

Chrome vanadium steel, polished and high shine chrome-plated

KEY FEATURES

- Loosening of up to 70% of damaged hexagonal screws with hexagonal open end and ridged profile
- Ergonomically optimised: Pressure on the flat side of spanner makes work easier

Protects the hand

8 part set (No. 70475) includes: ROTURN 10 - 11 - 13 - 14 - 16 - 17 - 19 - 22 mm, in plastic case

Model	kg			No.
ROTURN spanner set, 8 pieces	1.7	1	12	70475

ROCLICK Key

Chrome vanadium, head black atramentized

KEY FEATURES

- With the spring mechanism – the harder the pressure, the more firmer the grip
- Self-ratcheting effect when turning back
- Fast extraction and loosening of screws
- Suitable especially for screws on pipes, cables and rods

Model	Key width mm	L mm	g	No.
ROCLICK Key	10	134	80	70420
ROCLICK Key	11	137	80	70419
ROCLICK Key	12	137	80	70421
ROCLICK Key	13	137	90	70422
ROCLICK Key	14	140	90	70423

Model	Key width mm	L mm	g	No.
ROCLICK Key	16	184	130	70424
ROCLICK Key	17	184	140	70425
ROCLICK Key	19	188	188	70426
ROCLICK Key	21	230	230	70427
ROCLICK Key	24	240	240	70418

Ring Spanner

Chrome vanadium steel, drop forged, chrome-plated

KEY FEATURES

- Ideal for hard-to-reach screws with the finely toothed R/L switchable ratchet
- 12-edged, flat offset, robust and indestructible

7-part set (No. 70281) includes: ROCLICK 10 x 11, 12 x 14, 13 x 17, 15 x 16, 19 x 22, 24 x 27, 30 x 32 mm

Model	L mm	g			No.
12 x 14 mm	230	200	1	36	70271
13 x 17 mm	250	280	1	36	70272
15 x 16 mm	260	320	1	36	70273

Model	L mm	g			No.
19 x 22 mm	310	440	1	36	70274
24 x 27 mm	360	700	1	36	70276
30 x 32 mm	410	990	1	36	70277

Adjustable Wrench

Chrome vanadium steel, drop forged, chrome-plated and polished

KEY FEATURES

- Precise operation: Smooth-running and robust roller with minimum play in the sliding guides

Size	L bis	Clamping width	g	No.
4"	120 mm	16 mm	80	70440
6"	160 mm	20 mm	100	70441
8"	210 mm	25 mm	220	70442
10"	250 mm	29 mm	390	70443
12"	300 mm	34 mm	660	70444
15"	380 mm	44 mm	1170	70445

SWO Adjustable Wrench

Chrome-Vanadiumsteel, chrome-plated and polished finish

KEY FEATURES

- Metric measuring scale on jaws for easy jaws pre-setting and sizing of nuts, bolts, pipes, etc.
- Great accessibility in confined spaces, non-protruding jaw shank at maximum opening
- Absolutely parallel jaw surfaces ensure perfect grip of nuts and screws

Size	L	Clamping width up to (inch)	g	No.
6"	176 mm	34 (1.3/8")	205	1500001509
8"	216 mm	39 (1.1/2")	345	1500001510

One Handed Type R

The ideal multi-function spanner with ratchet function – for almost all bolt and nut applications up to a size of 42 mm (1.1/4")

KEY FEATURES

- Self-clamping even on smooth pipes, bolts, shafts and broken off head of hexagonal screws

Enormous leverage!

L mm	L inch	Clamping width mm	Clamping width inch	g	No.
160	6"	SW 9 - 17	1/8" - 3/8"	80	70220
200	8"	SW 14 - 28	1/4" - 3/4"	200	70221

L mm	L inch	Clamping width mm	Clamping width inch	g	No.
255	10"	SW 16 - 33	3/8" - 1"	340	70222
310	12"	SW 22 - 42	1/2" - 1.1/4"	520	70223

Double-End Box Wrench Set

Chrome vanadium steel, chrome-plated DIN 838

10-piece

6x7, 8x9, 10x11, 12x13, 14x15, 16x17, 18x19, 20x22, 24x27, 30x32 mm

12-piece

6x7, 8x9, 10x11, 12x13, 14x15, 16x17, 18x19, 20x22, 21x23, 24x27, 25x28, 30x32 mm

Open-Ended Wrench Set

Chrome vanadium steel, chrome-plated DIN 3113

8-piece

8x8, 9x9, 10x10, 11x11, 13x13,14x14, 17x17, 19x19 mm

Model	No.
Double-end box wrench set 10-piece	849064
Double-end box wrench set 12-piece	849065

Model	No.
Open-ended wrench set 8-piece	849554

Double-end Box Wrench Set

Chrome vanadium steel, chrome-plated DIN 3110

10-piece

6x7, 8x9, 10x11, 12x13, 14x15, 16x17, 18x19, 20x22, 24x27, 30x32

12-piece

6x7, 8x9, 10x11, 12x13, 14x15, 16x17, 18x19, 20x22, 21x23, 24x27, 25x28, 30x32 mm

Model	No.
Double-end box wrench set 10-piece	849334
Double-end box wrench set 12-piece	849335
Double-end box wrench 10 x 11 mm	849293
Double-end box wrench 12 x 13 mm	849299

Model	No.
Double-end box wrench 16 x 17 mm	849306
Double-end box wrench 18 x 19 mm	849308
Double-end box wrench 24 x 27 mm	849317
Double-end box wrench 30 x 32 mm	849323

EUROLINE®

Screwdrivers

Product Profile

KEY FEATURES

- High force transmission with 2 component handle
- High torque
- Guarantees perfect seat on screw head
- Colour coding for different tips enables quick differentiation
- Oil, fat and hydrocarbon resistant

CHARACTERISTICS

- Blade made of chrome vanadium steel with high-torque and hardness, matt chrome-plated
- Hardened, burnished tip with high durability for reliable force transmission even for tightly secured screws
- Guaranteed perfect seat on screw head, long service life even with long term use
- Handle made of high-quality plastic, grip-friendly AS knob form

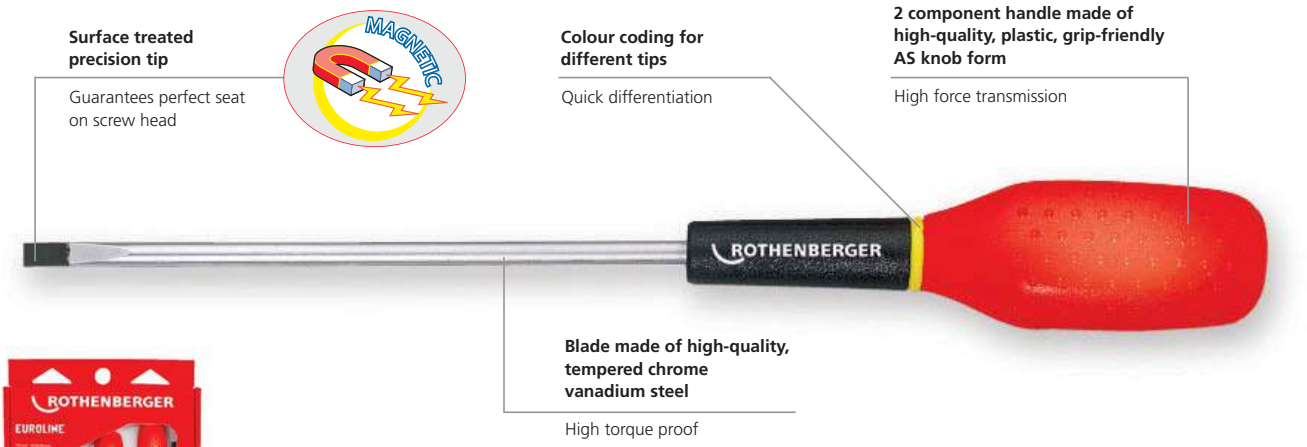

Screwdriver Sets

Model	kg	No.
Screwdriver Set Pozidriv	0.70	73571
Screwdriver Set Phillips	0.70	73570

Sets include:	Pozidriv No. 73571	Phillips No. 73570
	3,5 x 75 mm	3,5 x 75 mm
	4 x 100 mm	4 x 100 mm
	5,5 x 125 mm	5,5 x 125 mm
	6,5 x 150 mm	4 x 100 mm
	PZ 1 x 100 mm	
	PZ 2 x 125 mm	
		PH 1 x 100 mm
		PH 2 x 125 mm

Slot Screwdriver

Slot

Phillips Screwdriver

Phillips

Pozidriv Screwdriver

Pozidriv

Tip design Width x Length mm	Model	g	No.
4.0 x 100	Slot	45	73103
5.5 x 125	Slot	84	73131
6.5 x 150	Slot	128	73133
PH 1 x 100	Phillips	80	73152
PH 2 x 125	Phillips	98	73153
PZ 1 x 100	Pozidriv	80	73161
PZ 2 x 125	Pozidriv	98	73162

ROBIT

10-piece bit set

With magnet holder and front tip

Model	No.
ROBIT bit set (10-piece)	73670

EUROLINE® IMPAKT

Screwdriver with continuous, strengthened blade

Product Profile

KEY FEATURES

- One-piece, strengthened blade with metal cap allows directed hammer blows, for example loosening stuck screws

Set (No. 73575) includes:



2 tools in 1!



Colour coding for different tips
Quick differentiation

Handle made of high-quality plastic, grip-friendly AS knob form
High force transmission

Surface treated precision tip
Guarantees perfect seat on screw head

Blade made of high-quality, tempered chrome vanadium steel
High torque proof

Constant strenghtened blade with metal cap

5-piece set (No. 73575) includes: Slot screwdriver 55 x 100 (No. 73565), 6.5 x 125 (No. 73566), 8 x 150 (No. 73567), Phillips PH 1 x 80 mm 1 (No. 73536), PH 2 x 100 mm (No. 73537)

Model	g	No.
EUROLINE® IMPAKT Set 5 pieces	950	73575

VDE Screwdriver Set

Blades made of chrome vanadium molybdenum steel, thoroughly hardened, extrusion-coated blade insulation tightly joined with handle, 1,000 Volt

1000 V

Model	g	No.
VDE Screwdriver Set, includes:	680	323126
Slot 2,5 x 75; 4,0 x 100; 5,5 x 125; 6,5 x 150		
Phillips PH 1 x 80; PH 2 x 100 and live-wire-tester		

ROCHECK

Spirit level for angled valves

For exact vertical and horizontal alignment of fittings

KEY FEATURES

- With horizontal and head levels
- One side with 1/2" external screw thread

Precise Installation!

ROCHECK

Spirit level for standard distances

Accurate installations with installation gauge for fittings, with horizontal and vertical levels, unbreakable

KEY FEATURES

- For standard distances: 97 - 120 - 153 - 160 - 170 - 200 - 210 mm

Exact Adjustment!

Exact installation by assembling jig for braces



4-part set (No. 70667) includes: Spirit level for angled valves 200 mm (No. 70661), Spirit level for standard distances 300 mm (No. 70665), 1 flexible ruler 2 m (No. 252100), steel carrying case (No. 24022)

Model	g	No.
ROCHECK Set in steel case	2.260	70667
ROCHECK spirit level for angled valves 200 mm	220	70661
ROCHECK spirit level for standard distances 300 mm	260	70665

Cartridge Extractor Set

Simple extraction of cartridges in taps

KEY FEATURES

- Simple extraction of cartridges in taps
- 4 adaptors with hook, threaded rod, screw or rivet adaptor for cartridges made before 1979, starting in 1979 and MOEM cartridges, as well as extraction tools

Simple use:

Screw the appropriate cartridge extractor on the threaded rod, attach to the cartridge, guide the cartridge body and counter piece over the thread rod, rotate the t-handle and pull the cartridge out of its seat.

Set (No. 854390) includes: T-handle (No. 854380), screw 12 x 92 (No. 854381), turning handle (No. 854382), threaded rod M10 x 130 (No. 854383), cartridge body 32 x 131 (No. 854384), cartridge extractor with thread (No. 854385), cartridge extractor with hook (No. 854386), cartridge extractor 20 x 45 (No. 854387), counter piece (No. 854388), steel carrying case

Model	kg	No.
9-part set	1.25	854390

RODOKIT Set

Tap reseating tool

For accurate reshaping of worn tap seats from leaky spigots

KEY FEATURES

- Smooth, precise and centred chip removal with the special cutter with three milling cams
- Cone adaptor with multi-trapezoidal thread for various valve threads

With rust-free steel cutter for high-quality armature!

Set (No. 70980) includes: Basic tool, thread adaptor size 1, 2, 3, 4, cone adaptor, cutter Ø 12-15-16-18 mm

Model	g	No.
RODOKIT Set	1.170	70980
RODOKIT Basic Tool	230	70981
Cone adaptor	100	70992

Dimensions	g	Cutter	Adaptor
12 mm	10	70982	70986
15 mm	10	70983	70987
16 mm	10	70984	70988
18 mm	10	70985	70989

Tap Reseating Tool

For exact re-cutting of worn tap seats from leaky spigots

Product Profile

KEY FEATURES

- Fast and simple use with exact re-cutting of worn tap seats
- Cylindrical stepped threaded adaptor that is suitable for all conventional fittings
- Adjustable cutting pressure using spring and regulating screw enable precise work
- Exchangeable cutter is always ready for use

Model	inch	g	No.
Basic Tool with cutter 3/8“-1/2“-3/4“-1“ in Box	3/8“ - 1“	350	70970
Basic Tool with cutter 3/8“-1/2“-3/4“-1“ and each with 3 seals in steel compartment	3/8“ - 1“	980	70974
Basic Tool with cutter 1/4“-3/8“-1/2“-3/4“-1“ and each with 3 seals in steel box	1/4“ - 1“	1.060	70972
Basic Tool without cutter		250	70950
Water-tap valve seat cutter			70951
Spare cutter	1/4“	10	70976
Spare cutter	3/8“	10	70954
Spare cutter	1/2“	10	70955
Spare cutter	3/4“	20	70956
Spare cutter	1“	30	70957

Standard Spirit Level

Six-ring spirit level for applying 1% and 2% gradients!

10 year warranty!

KEY FEATURES

- Deformation-free aluminium rectangular profile, anodised
- Imprinted, centred centimetre scale
- Shock and weather proof
- Horizontal and vertical levels, non-breakable, permanently aligned in carrier
- Measuring accuracy in normal position 0.029° = 0.5 mm / m

Model	L mm	g	No.
Standard Spirit Level	430	260	1500001583
Standard Spirit Level	600	340	1500001547
Standard Spirit Level	1000	640	1500001548

ROMATIC and Ruler

Measuring tape

KEY FEATURES

- Easy handling
- Automatic tape rewind
- With set/stop button that can be used as marker for repeated measurements

Model	Measuring length m	Tape width mm	g	No.
ROMATIC	5	19	230	77397
Flexible ruler	2		100	252100

Basin Nut Wrench

Special chrome vanadium steel, drop forged, very tough

KEY FEATURES

- Optimum force transmission with the T-handle
- Rotatable claw for right and left-handed rotation

ROTHENBERGER DURAMANT TECHNOLOGY

Clamping range mm	Clamping range inch	L mm	g			No.
10 - 32	3/8" - 1.1/4"	235	475	1	40	70228

Telescopic Basin Nut Wrench

Chrome-plated, with pivoted reversible jaw for right and left-handed rotation

Telescopic attachment, 4x adjustable in length!

Clamping range mm	Clamping range inch	L mm	g	No.
10 - 32	3/8"- 1.1/4"	275 - 455	710	**70225**
20 - 48	3/4"- 1.7/8"	290 - 470	740	**70226**
32 - 63	1.1/4"- 21/2"	290 - 470	780	**70227**

Basin Nut Wrench

Special chrome vanadium steel, drop forged, coated with adjustment screw

Model	L mm	g	No.
Basin Nut Wrench	270	580	**351050**

Sheet Metal Crimping Pliers

Self-opening, PVC coated handles

- For joining of sheets up to 1 mm thick using ripple on pipe end
- Exact and quick adjustment

L inch	L mm	Sheet thickness mm	g	No.
10"	250	1.0	450	**71095**

ROBOLT Bolt Cutter

Effortless cutting of construction steel up to 1300 N/mm² (HRC 40), gate steel, concrete steel types I, II, III, IV, pre-stressed concrete steel and steel wire

L mm	L inch	Cutting performance Ø mm 490 N/mm²	Cutting performance Ø mm 1300 N/mm²	kg	No. Robolt	No. head
300	12"	5 mm - 3/16"	4 mm - 5/32"	0.75	**75010**	**75020**
350	14"	7 mm - 1/4"	5 mm - 3/16"	0.98	**75011**	**75021**
450	18"	8 mm - 5/16"	6 mm - 1/4"	1.60	**75012**	**75022**
600	24"	10 mm - 3/8"	8 mm - 5/10"	2.63	**75013**	**75023**
750	30"	13 mm - 1/2"	9 mm - 11/32"	4.00	**75014**	**75024**
900	36"	16 mm - 5/8"	10 mm - 3/8"	6.24	**75015**	**75025**
1,050	42"	19 mm - 3/4"	11 mm - 7/16"	9.39	**75016**	**75026**

Tower Pincers / Concreter's Nippers

Special forged steel, slim head, polished, long plastic covered handles

L inch	L mm	Clamping width mm	g		No.
9"	225	22	330	6	**70118**
10"	250	26	440	6	**70119**

Universal Grip Wrench

Nickel-plated, forged chrome vanadium steel. Firm grip of profiles and flat materials. With lever gear and quick-release lever, adjustable and lockable

L inch	L mm	Clamping width mm	g	No.
10"	250	32	570	**70252**

Combination Pliers

For hard and soft wire, special tool steel, oil hardened, special slim form, chrome-plated head, zero-play joint and heavily insulated handles

DIN -Norm
VDE approved

L mm	Model	g	No.
180	DIN 5244	250	324559

Edge Cutter

For hard and soft wire, special tool steel, oil hardened, Swedish style, chrome-plated head, zero-play joint with heavily insulated handles

DIN -Norm
VDE approved

L mm	Model	g	No.
160	DIN 5238B	210	324577

Insulation Stripper

Special tool steel, oil hardened, chrome-plated, zero-play joint, heavily insulated handles, with adjustment screw and opening spring

VDE approved

L mm	max mm	g	No.
165	5	160	324800

Power Edge Cutter

For piano wire, hard and soft wire, powerful, special tool steel, oil hardened, chrome-plated head, zero-play joint, with heavily insulated handles

DIN -Norm
VDE approved

L mm	Model	g	No.
180	DIN 5238A	250	324588

Long Nose Pliers, straight

With cutting edge for hard and soft wire, flat oval jaws, tapered off, special tool steel, oil hardened, chrome-plated head, zero-play joint with heavily insulated handles

DIN -Norm
VDE approved

L mm	Model	g	No.
200	DIN 5236A	200	324737

Long Nose Pliers, angled

With cutting edge for hard and soft wire, flat oval jaws, tapered off, special tool steel, oil hardened, chrome-plated head, zero-play joint with heavily insulated handles

DIN -Norm
VDE approved

L mm	Model	g	No.
200	DIN 5236D	200	324739

Allen Key with Cross Handle

Blade made of chrome vanadium special steel, shiny nickel-plated, shock-resistant handle

Key width SW mm	Blade length mm	g	No.
3	200	30	321523
4	200	40	321524
5	200	80	321525
6	200	100	321526
8	200	130	321528
10	200	220	321529
12	200	290	321530

Allen Key Set

DIN -Norm

CV steel 50Cr-V4, achromatised, hardness and torque in compliance **with DIN 911**

No. 321300

No. 70301/70302

Model	Size mm / inch	g	No.
Clip holder	2,5-3-4-5-6-8-10 mm	340	70301
Clip holder	3/32-1/8-5/32-3/16-1/4-5/16-3/8"	340	70302
Ring	2-2,5-3-4-5-6-8-10 mm	250	321300

Screw Extraction Sets

For boring out broken screws or bolts for threads M 5 - M 16

INSTRUCTIONS FOR USE

1. Apply bore with guide bush and the appropriate, ground HSS drill bit. Pre-bore for screws 7 mm diameter and above
2. Insert boring stud (no deformation of the drilled workpiece)
3. Attach boring nut and turn with spanner, do not tilt
4. Use special guide bushes for sunken or protruding rupture points

Fig. Screw Extraction Set, 25 pieces

Instructions for screw extraction

For rough-running threads, spray on solution or apply heat. Boring studs are made of high-quality material, therefore they do not twist or heat up

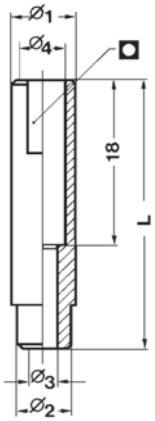

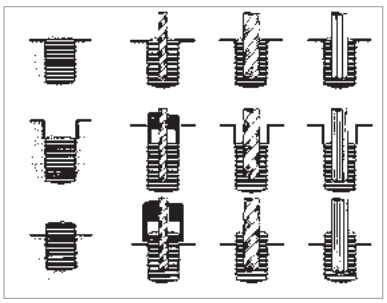

Screw Extraction Sets

Packaged in handy plastic box with spiral drills, guide bushes, boring studs and boring nuts

Set	Set contains complete for	Contains piece	g	No.
Size 1	M 5 - M 12	21 pieces	450	71310
Size 2	M 5 - M 16	25 pieces	580	71311

For thread	Guide bush size	Guide bush No.	mm	Pre-boring-No.	mm	Boring No.	Boring stud size	Boring stud No.	Boring nut hex for size	Boring nut No.
M 5	Size 1	71291			3.2	71301	Size 1	71281	Size 1/SW10	71286
M 6	Size 2	71292			3.2	71301	Size 1	71281	Size 1/SW10	71286
M 7	Size 3	71293	3.2	71301	4.8	71302	Size 2	71282	Size 2/SW11	71287
M 8	Size 4	71294	3.2	71301	4.8	71302	Size 2	71282	Size 2/SW11	71287
M 9	Size 5	71295	4.8	71302	6.4	71303	Size 3	71283	Size 3/SW13	71288
M 10	Size 6	71296	4.8	71302	6.4	71303	Size 3	71283	Size 3/SW13	71288
M 12	Size 7	71297	4.8	71302	8.0	71304	Size 4	71284	Size 4/SW14	71289
M 14	Size 8	71298	6.4	71303	8.7	71305	Size 5	71285	Size 5/SW17	71290
M 15	Size 9	71299	6.4	71303	8.7	71305	Size 5	71285	Size 5/SW17	71290
M 16	Size 10	71300	6.4	71303	8.7	71305	Size 5	71285	Size 5/SW17	71290

Cutting Disc Assortment

For burr-fee and quick cutting of stainless steel, steel, cast iron and stone

Description	No.	Alloyed and unalloyed steel	High strength steel	Tool steel	Rust- and acid-resistant steel	Edged steel profiles	Steel panel	Welded joints	Edged stainless steel profiles	Cast	Alumniumalloying	Copper	Brass / Bronze
Cutting disc INOX Profi Plus (115 x 1 x 22)	071533D	●	●	●	●●	●●	●●	●●	●●	○	●●	●●	●●
Cutting disc INOX Profi Plus (125 x 1 x 22)	071534D	●	●	●	●●	●●	●●	●●	●●	○	●●	●●	●●
Grinding/Cutting disc INOX Safe Cut (115 x 2 / 1 x 22)	071551D	●	●	●	●●	●●	●●	●●	●●	●	●	●	●
Grinding/Cutting disc INOX Safe Cut (125 x 2 / 1 x 22)	071552D	●	●	●	●●	●●	●●	●●	●●	●	●	●	●
Grinding/Cutting disc INOX 2 in 1 (115 x 2,5 x 22)	071553D	●	●	●	●●	●	●●	●●	●●	●●	○	○	○
Grinding/Cutting disc INOX 2 in 1 (125 x 2,5 x 22)	071554D	●	●	●	●●	●	●●	●●	●●	●●	○	○	○

●● = very well suited ● = well suited ○ = partially suited

INOX PROFI PLUS

Grinding / cutting discs for stainless steel (1 mm)

For thin sheet metal (e.g. in body work, tank equipment and container construction), steel cable, thin-walled profiles and pipes made of stainless steel and NE metals, composite materials (GFK), high-temperature materials

- This very thin wheel enables a one-of-a-kind clean cut with a minimum of effort in a short amount of time
- Millimetre accurate use, vibration-free operation without thermal blue discolouration or burr formation (burr-free)

Model	Dimensions mm	g			No.
Profi Plus box 115	115 x 1.0 x 22	350	1(10)	25	071533D
Profi Plus box 125	125 x 1.0 x 22	450	1(10)	25	071534D

SAFE CUT

Cut-off disc for steel and stainless steel

- One-of-a-kind conical form that prevents the cut-off wheel from getting jammed in the workpiece and avoids the dangerous **"Kick-Back"-Effect**
- The profiles tapers from a 2 mm outside thickness to 1 mm on the inside, thus the cutting behaviour is optimised
- Comfortable, simple cutting with absolute peace-of-mind

Model	Dimensions mm	g		No.
Safe Cut box 115	115 x 2/1 x 22	350	1(10)	071551D
Safe Cut box 125	125 x 2/1 x 22	450	1(10)	071552D

2 IN 1

Cut-off and grinding disc for steel and stainless steel

- Fast cutting and side grinding in one step
- For cutting at a comfortable speed
- Instant (without changing wheel) deburring, chamfering and grinding
- The lateral load is certified (CN 12413)

Model	Dimensions mm	g		No.
2in1 box 115	115 x 2,5 x 22	550	1(10)	071553D
2in1 box 125	125 x 2,5 x 22	650	1(10)	071554D

2 in 1!

Follow all manufacturers instructions

Don't rough down

Follow work safety measures

Do not use defective grinding/ cutting discs

PROFI PLUS

Twist drill set DIN 338 Type N

HSS rolled, all drill diameters
in 0.5 mm diameter steps

DIN -Norm

No. 816990

Model	Drill range mm	Number drills	g	No.
In steel box	1.0 - 10.0	19 pc.	710	817000
In steel box	1.0 - 13.0	25 pc.	1400	817003
In round box	1.0 - 10.0	19 pc.	465	816990



No. 817000

mm	No.	mm	No.
1.0	817012	6.5	817067
1.5	817017	7.0	817072
2.0	817022	7.5	817077
2.5	817027	8.0	817082
3.0	817032	9.0	817092
3.5	817037	9.5	817097
4.0	817042	10.0	817102
4.5	817047	10.5	817104
5.0	817052	11.0	817106
5.5	817057	11.5	817108
6.0	817062	12.0	817110

HM-Stone Drill

High-performance drill made with carbide

mm	No.	mm	No.
4	112040	9	112049
5	112042	10	112050
6	112044	12	112052
7	112046	13	112053
8	112047	14	112054

Flat Center Bit

For precise drilling depth

mm	No.	mm	No.
10	464010	28	464028
12	464012	32	464032
14	464014	35	464035
16	464016	38	464038
18	464018	40	464040
20	464020	Extension 6 x 300 mm	463610
25	464025		

Chassis Punch

Chassis Punch for uniform deformation-free punching of sheets, steel sheets, V2A sheets, copper and aluminium

KEY FEATURES

- Ideal for tight spaces such as fuse boxes, junction boxes, instrument panels, sinks, car bodies
- Special tool steel, burnished
- Guaranteed long service life
- Material thickness up to max. 4 mm

Metric tension screw with highest quality grade 129 (from Ø 152 mm)

Extremely durable

Optimum support due to 3-point cut

Clean cutting process

Fig. Chassis Punch

mm	Through - size	g	No.
28.3	PG21	220	21828
32		260	021832X
34		260	21834
35		270	21835
36		270	21836
38		370	21838

5-piece set (No. 21801) includes: 1 Chassis Punches Ø 28.3 mm (No. 21828), 32 mm (No. 21832), 35 mm (No. 21835), spare screw in plastic case

Model	g	No.
Chassis Punch, 5 pieces	750	21801
Spare screw M10 x 1.0 for Ø 16-38 mm		21902
Spare screw M12 x 1.5 for Ø 39-50 mm		21903
Spare screw M16 x 1.5 for Ø 51-65 mm		21904

UNIDRILL®

HSS stepped drill bit

In one step, sheets can be centred, spot drilled, drilled and deburred

No. 21313

3-piece set (No. 21313) includes: Stepped drill bit size 1 (No. 21305), size 2 (No. 21306) and size 3 (No. 21307), in steel case

Model	mm	g	No.
UNIDRILL stepped drill bit set, 3 pieces	4.0 - 30.0	660	21313

Size	mm	L mm	Shaft mm	g	No.
1	4 - 12	65	6	22	21305
2	4 - 20	75	8	60	21306
3	4 - 30	100	10	185	21307

UNIDRILL®

HSS sheet metal cone bit

Step-less and burr-free drilling of holes without deformation, suitable for even the thinnest of sheets, no pre-drilling, can be re-polished, with spot drilling tip for size 3 and above

Burr-free drilling

3-piece set (No. 21750) includes: Sheet metal cone bit size 1 (No. 21541), size 2 (No. 21542) and size 3 (No. 21543),in plastic cartridge

Size	L mm	Shaft mm	mm	g	No.
UNIDRILL set with drill paste			3.0 - 30.5	380	21545
2	71	8	5.0 - 20.0	56	21542
3	76	9	16.0 - 30.5	120	21543
EVERCOOL drill paste, 50 g				80	21549

HSS Bimetal Hole Saws

Suitable for carbon steel (up to 700 N/mm2 strength), non-ferrous and light metals, plastics, plaster, light construction, fibre, plywood and wood processing

Sets include: Hole Saw Set in plastic case, adaptor holder A1 (No. 114161) and A2 (No. 114162) with center drill, plastic case

Hole Saw Sets	kg	No.
19 - 22 - 29 - 38 - 44 - 57 mm	1.27	114201
19 - 22 - 29 - 35 - 38 - 44 - 51 - 57 - 64 mm	1.70	114202

No. 114201

No. 114161

No. 114162

No. 114171

Adaptor Holder

For HSS Bimetal hole saws with center drill

Type	for Hole saw	Adaptor	g	No.
A1	up to 30 mm	12 mm - hex	75	114161
A2	32 up to 152 mm	12 mm - hex	230	114162
Spare center drill, HSS		6.35 mm	20	114171
Extension 300 mm				114175

HSS Bimetal Hole Saws

mm	for use with holder	No.
14	A1	114014
16	A1	114016
17	A1	114017
19	A1	114019
22	A1	114022
25	A1	114025
28	A1	114028
29	A1	114029
30	A1	114030
32	A2	114032
33	A2	114033
35	A2	114035
36	A2	114036
37	A2	114037
38	A2	114038
40	A2	114040
41	A2	114041
43	A2	114043
44	A2	114044
46	A2	114046
48	A2	114048

mm	for use with holder	No.
51	A2	114051
52	A2	114052
54	A2	114054
57	A2	114057
60	A2	114060
65	A2	114065
64	A2	114064
67	A2	114067
70	A2	114070
79	A2	114079
83	A2	114083
89	A2	114089
92	A2	114092
98	A2	114098
102	A2	114102
105	A2	114105
111	A2	114111
114	A2	114114
127	A2	114127

UNICUT HM

Carbide-tipped hole saws for cutting circular holes Ø 16 - 140 mm (5/8 - 5.1/2") without impact

Product Profile

APPLICATION AREA

For stationary and free-hand cutting of circular holes. For iron, steel, V2A - V4A, cast, copper, bronze, aluminium, zinc, plastic, fibre-glass, chipboard and wood, light construction plaster boards without impact

KEY FEATURES

- For use even in high-speed hand drills and stand-mounted drilling machines due to anti-slip shaft
- Positive cutting angle for good chip removal
- Includes adaptor holder and replaceable HSS-Co5 centring drill up to 4 mm sheet thickness, cutting depth 10 mm

UNICUT HM

Hole saw set

Fig. UNICUT HM hole saw set

Set (No. 21300) includes: Hard metal hole saws, cutting spray 50 ml and spare centering pin Ø 6 mm (No. 21394), in plastic case

Model	g	No.
UNICUT HM Set 22 - 25 - 28 - 32 - 35 mm	950	21300
Spare centering pin HSS 6 mm		21394
Spare centering pin HSS 8 mm		21395

mm	inch	g	No.
16	5/8"	100	21316
17		110	21317
18		110	21318
19	3/4"	120	21319
20		120	21320
21		120	21321
22	7/8"	120	21322
23		140	21323
24		140	21324
25	1"	120	21325
26		130	21326
27		130	21327
29		140	21329

mm	inch	g	No.
30		140	21330
31		180	21331
32	1.1/4"	180	21332
33		180	21333
34		180	21334
35	1.3/8"	190	21335
36		190	21336
37		190	21337
38	1.1/2"	190	21338
39		190	21339
40		200	21340
41	1.5/8"	200	21341
42		200	21342
43		210	21343

mm	inch	g	No.
44		210	21344
45	~1.3/4"	210	21345
46		210	21346
47		210	21347
48	~1.7/8"	220	21348
49		230	21349
50		250	21350
51	2"	260	21351
52		270	21352
53		270	21353
54	2.1/8"	280	21354
55		280	21355
60	2.3/8"	360	21360
65	2.5/8"	390	21365

mm	inch	g	No.
70	2.3/4"	390	21370
75	3"	400	21375
80	~3.1/8"	420	21380
85	~3.3/8"	450	21385
90	~3.9/16"	550	21386
95	3.3/4"	580	21387
100	4"	590	21388
110	4.3/8"	700	21389
120	4.3/4"	830	21390
130	5.1/8"	880	21391
140	5.1/2"	880	21392

Fitter's Hammer

DIN -Norm

Complies with **DIN 1041**, hickory wooden handle, head secured by sealed shaft

Head weight g	Total weight g	No.
300	470	322823
400	590	322824
500	670	322825
800	1,180	322827
1000	1,210	322828

Lump Hammer

DIN -Norm

Complies with **DIN 6475,** hickory wooden handle, head secured by sealed shaft

Head weight g	Total weight g	No.
1000	1,170	322921
1250	1,380	322922
1500	1,670	322923
2000	2,250	322924

Centre Punch

DIN -Norm

Tip and cone polished, shaft: octagonal, complies with **DIN 7250.** Chrome vanadium steel, air-hardened and forged

Cone tip	L mm	Shaft	g	No.
4	120	10	50	77279

DIN -Norm

Chisel

Safety tempered impact hea
- Silver lacquered tip
- Chrome manganese silico

No. 77050

No. 77072

No. 77164

No. 25811

Model	Length mm	Shaft mm	Cutting Width mm	without hand protection g	No.	with hand protection g	No.
Mason Chisel, flat	300	16	22	470	77033	560	77050
Mason Chisel, pointed	300	16	–	455	77072	545	77090
Electrician Chisel	250	8	13	95	77164		
Slotted Chisel	235	26 x 7	26	245	25811	345	25810

Parallel Vice

With forged and hardened pipe jaws, steel forged underneath the parallel vice jaws

- Non-breakable
- Protected, powerful spindle with trapezoidal thread
- Re-adjustable double-sided guide
- Anvil base for levelling and compressing work



Jaw width mm	Clamping width mm	Clamping depth mm	for pipes inch	for pipes mm	kg	No.
120	125	65	3/8 - 1.1/2"	16 - 55	8.7	070705X
140	150	80	3/4 - 2"	27 - 70	15.6	070735X

Pipe Vice

Foldable, with automatic closing hook, upper jaw and lower support jaw milled and hardened. Powerful smooth-running spindle. Durable epoxy-powder coated

- Reliable hold: Pipe support and movable upper jaw

For pipes / inch	for pipes / mm	kg	No.
1/8 - 2"	10 - 60	3.7	70710
Spare jaws (contains 3 pcs.)		0.2	70670
1/8 - 3"	10 - 89	7.9	70712
Spare jaws (contains 3 pcs.)		0.2	70672
1/8 - 4"	10 - 114	11.7	70711
Spare jaws (contains 3 pcs.)		0.2	70671

Chain Pipe Vice

Tough, powerful design with V-shaped support, bending device, pipe support, wear-resistant jaws are forged and hardened, powerful chain, quick fastening due to offset lever and pre-tensioning screw, simple conversion to other pipe diameters, extremely robust powder epoxy coating

- V-shaped pipe supports with teeth and bridge prevent undesired bending during clamping
- Exchangeable jaws

For pipes / inch	for pipes / mm	kg	No.
1/8 - 21/2"	10 - 76	3.8	70713
Spare jaw		0.7	70734
Spare chain		0.5	70731
1/8 - 4"	10 - 114	6.2	70714
Spare jaw		0.8	70721
Spare chain		0.6	70732
1/8 - 6"	10 - 165	9.3	70715
Spare jaw		0.9	70722
Spare chain		1.3	70733

ROBOY® Clamping Workbench

For on-site repair and service work

- Portable, handy and practical workbench with the smallest dimensions
- Mountable on door frames or walls: Prevents floor damage and saves space
- Pressure plate is coated with rubber to protect against damage
- Spindle with trapezoidal thread for quick adjustment
- With height-adjustable support pipe for additional stability

Parallel Vice (No. 70705X) and rotatable table not included

Model	Dimensions / mm	kg	No.
ROBOY®	650 x 400	14.9	70700

Tripod Uni Workbench

with / without integrated chain vice

- Collapsible, extremely stable frame
- Attachment of various tools is possible
- Screw fixture for 1" pipe to enable overhead support of the unit **without integrated chain vice**
- Bending of pipes Ø 3/8" - 1/2" - 3/4" **without integrated chain vice**
- Bending of pipes Ø 3/8" - 1/2" - 3/4"
- Universal vice attachments applicable for pipe vice (No. 70710) and chain pipe vices (No. 70713, 70714, 70715)

No. 70752

Working Unit

with pipe vice 1/8 - 2"

- Collapsible, stable, non-slip frame,
- with folding pipe vice, bending holes and large tool tray

No. 70740

No. 70751

Description	kg	No.
Tripod universal workbench with chain vice	16.0	70752
Tripod universal workbench without chain vice	15.3	70751
Tool 1/8" - 2"	21.0	70740

Telescopic Workbench

- Stable, collapsible steel tube frame with the smallest dimensions
- Portable, handy and practical
- With tough beech wood plate for an optimal work surface Steel edges all around: ideal for vice machining
- Individually removable supporting legs for working steps with ease

Model	Size mm	kg	No.
Telescopic workbench	700 x 450 x 30	17.4	070699X

Universal Workbench

- Stable and tough, easy to transport: collapsible tubular frame
- Optimum work surface: work plate made of processed beech wood
- Model "Pipe-fitter" Steel edges all around: ideal for vice machining

Model	Size mm	kg	No.
Installer	1200 x 550 x 835	30	070690X
Pipe-fitter	1000 x 700 x 835	32	70696
Pipe-fitter	1200 x 750 x 835	38	70698

Hemp Dispenser with Roll / Teflon Sealing Tape

No. 70623

No. 855360

Model		No.
Roll 40 g / 40 m	1	70623
12 m on plastic bobbin	1	855360

All-purpose Marker

Writes on tile and glass

Carpenter Pencil

Model		No.
All-purpose Marker	1	856911
Carpenter pencil	1	856907

Cutter Knife

Model		No.
Cutter knife incl. 4 blades, 18mm	1	1500000087
Blades for cutter knife (10 piece)	1	1500000088

Tool Bag "Trendy"

- Lots of storage room for all your tools

Volume: ca. 42 l

Tool Bag

- Offers a lot of pockets and tool holders with a waterproof plastic bottom

Volume: ca. 30 l

Model		No.
Trendy Tool Bag (380 x 300 x 370 mm)	1	402311
Tool Bag (450 x 285 x 335 mm)	1	1500001320

Tool Backpack

- Two spacious compartments and a comfortable rubber handle offers a good alternative to a classic bag

Volume: ca. 21 l

Tool Bag "Heavy Duty"

- Especially stable with the stable plastic bottom

Volume: ca. 30 l

Model		No.
Tool Backpack (410 x 295 x 240 mm)	1	1500001319
Heavy Duty Tool Bag (620 x 250 x 350 mm)	1	402317

Tool Box Apprentice

- Lots of storage room for all your tools

Belt Bag

- Very light, handy bag for the most important tools
- Keeps the tools organized and easy to grab when needed

Volume: ca. 2,5 l

Model		No.
Tool Box Apprentice	1	402312
Belt Bag (250 x 120 x 310 mm)	1	1500001460

Shoulder Toolbox "Trendy"

- Very light, handy bag for the most important tools

Volume: ca. 11 l

Tool Roll Cover

- Ideal for hand tools with straps and flaps inside the roll cover

Model		No.
Trendy Shouldertoolbox (250 x 220 x 140 mm)	1	402308
Tool roll cover (730 x 300 mm)	1	1500001468

Service Case 40 parts

High-quality hard protective service case with all round edge protection, solid and hardened aluminium frame and ergonomic handle

- 2 tool boards with 4 sides for adding tools
- 1 bottom case for modular arrangement
- 1 document case in cover
- Dimension: 470 x 200 x 360 mm

Set (No. 1000000420) includes: TUBE CUTTER 35 DURAMAG (6 - 35 mm), Telescopic Basin Nut Wrench (10 - 32 mm), Saw Bow ROBO Super (SW 300), 10x Hand saw blade BI-METAL HSSE 4 Plus (300 mm), corner pipe wrench Super "S" (1.1/2"), Wapu SP (10"), Express Spanner (M10, with 17 x 19), Screwdriver Set EUROLINE (2 x PH, 4 x Slot), aluminium spirit level (400 mm), carpenter pencil (graphite, 240 mm), Cutter Knife, Hammer with hickory wooden handle (300 g), Electrician Chisel, flat (250 x 8 mm, square), Double-end Box Wrench (6 - 32 mm, 12 pcs.), Service Case

Model		No.
Service Case, 40 pieces	1	1000000420

Service Case 67 parts

High-quality hard protective service case with all round edge protection, solid and hardened aluminium frame and ergonomic handle

- 2 tool boards with 4 sides for adding tools
- 1 bottom case for modular arrangement
- 1 document case in cover
- Dimension: 470 x 200 x 360 mm

Tested in continuous operation up to 25 kg

Set (No. 1000000430) includes: Bricklayer's Chisel, Hole Punch (32 mm), One-handed Pipe Wrench STILLSON (14"), corner pipe wrench Super "S" (1"), Adjustable Wrench (6", with up to 29 mm), Ratchet Spanner open (ROCKLICK, 13 mm and 17 mm), ROGRIP "S" (7", 10"), ROCUT TC (6 - 42 mm), carpenter pencil (graphite, 240 mm), wooden ruler (2 m), Cutter Knife, measuring tape ROMATIC (3 m), aluminium spirit level (400 mm), Screwdriver Set EUROLINE (2 x PH, 4 x Slot), Basin Nut Wrench (3/8 - 1"), Express Spanner (M10, with 17 x 19), MINICUT I Pro (3 - 16mm), TUBE CUTTER 35 DURAMAG (6 - 35 mm), Saw Bow ROBO Super (SW 300), 10x Hand saw blade BI-METAL HSSE 4 Plus (300 mm), Hammer with hickory wooden handle (300 g), Ratchet 1/2", R/L, Uni small saw, PUK, adjustable, with blade (190 / 310 mm), 12x Saw Blade for PUK saw (metal, 150 mm / 32Zp), Allen Key Set, fold-up (7 pcs., 2.5 - 10 mm), PLASTICUT (50 mm), Basin Nut Wrench (10 - 32 mm), Tap Extension Key with 12 x 17, Combination Pliers (180 mm), scraper (40 mm), Edge Cutter (160 mm), Combination Spanner Set (8 - 22, 8 pcs.), Service Case

Model		No.
Service Case, 67 pieces	1	1000000430

Apprentice Set

Tough installation toolbox completely equipped with all the tools the craftsman needs

- Extensive and practical tool assortment
- Case made of galvanized steel
- Dimension: 530 x 200 x 200 mm

Set (No. 19166) includes: Water pump wrench type "SP" 10", corner pipe wrench Super "S" (1"), ALU-spirit level, anodized. (500 mm), hacksaw frame (300 mm), 10 x HSSE 4 PLUS saw blades, fitter's hammer (300 g), lump hammer (1250 g), PUK-hacksaw (290 mm) + 12 x saw blades, basin nut wrench, stone chisel (300 x 16 mm) flat, express spanner, UNI-stepped key + ratchet, EUROLINE screwdriver set (Phillips), chassis punch (32 mm round), Allen key set, 7 -piece, wooden ruler (2m), carpenter pencil, TUBE CUTTER 35 (6-35 mm), MINICUT I PRO (3-16 mm), extension key, corner pipe wrench Super "S" (1.1/2"), cutter knife, ROGRIP F (10"), Sanitary Four Way Key, installer toolbox

Model		No.
Apprentice set, 50 pieces	1	19166
Installer toolbox	1	402312

Table of contents

Alphabetical

Item	Page
3-elemental Standard Press Jaw M42 / M54	113
3-piece Pressure Hose Sets	293

A

Accessories for ROWELD® Quick S and WG 1600 E	270
Accessories HD 11/90	253
Accessories HD13/100 – 17/190 – 19/180	253
Accessories high-pressure pipe cleaning	237-239
Accessories pipe cleaning electric	218-219
Accessories ROWELD® P 110	275
Accessories ROWELD® P 160 SANILINE	277
Accessories ROWELD® P 250 A	279
Accessories soldering & welding	178-187
Acetylene Hoses	178
Adaptor cut-off valve	195
Adaptor Holder	339
Adaptor Magazines	238
Adjustable Wrench	303, 326
Air-concitioning tools	302-303
AIRAC® Brazing Torch	164
AIRAC® Safety Handle	164
AIRAC® Set	164
AIRPROP®	162
AIRPROP® brazing burner with push-in nipple coupling	162
AIRPROP® brazing burner with threaded coupling	162
ALLGAS 2000 PS 0.5 / 2 Basic	174
ALLGAS 2000 PS 0.5 / 2 Compact	172
ALLGAS 2000 Set	171
ALLGAS 2000 Welding Tips	172
ALLGAS Mobile Pro	173
All-purpose Marker	344
Allen Key Set	335
Allen Key with Cross Handle	335
ALUDUR	318
Analogue Manifolds	292
Apprentice Set	345
Automatic Ratchet Telescopic Pipe Cutter	17

B

Ball Head Cutter	246
Band Saw Blades for PORTACUT 185 BSR / BSP	27
Basic Clamping Set	277, 279
Basic Clamping Set 110 mm	275
Basin Nut Wrench	332, 333
Battery and Charger ROCAM® 3 Multimedia and ROCAM® Plus	217
Belt Bag	344
Bender, electro-hydraulic	68-69
Baneder, manual-hydraulic	66-67
Bender, one-handed	58-60
Bender, two-handed	61-62
Bending formers	72
Bending pliers	61
Bending Spray	63
Blowback Prevention	179
Bolt cutter	333
Bolt Driver	323
Bottle Connection and Adaptors	302
Brazing & soft soldering	148-187
Brazing cartridges	152-157
Brushes	181
Brush Attachments	217
Bulb Auger	242
Bulb Auger, long	243
Bulb Auger, short	243

C

C200 TSS Gas	159
Calculation Examples ROBEND® 3000 / ROBEND® 4000	74
Calculation Examples TUBE BENDER MAXI	73
Carbide-tipped Cutters	242, 246
Carpenter Pencil	344
Cartridges brazing & soft soldering	158-159
Chamferring tool	35
Ceramic Protection Hose	238
Centre Punch	341
Chain Pipe Cutter	17
Chain Pipe Vice	342
Chain Pipe Wrench "HEAVY DUTY"	319
Chain Pipe Wrench 4" R/L	319
Chain-spinning Head with Spikes	242
Chain-spinning Heads	245
Chain-spinning Heads with Spikes	245
Chassis Punch	338
Chisel	341
Circular saw ROCUT® UKS 160/335	266
Clamping device for electric socket welding	273
Cleaning lance	253
Cleaning spray SANIFRESH	302
Clutch Jaws	238
Clutch Jaws for R 750	238
COLLINS CLASSIC 22 / RHINO 4"	142
COLLINS CLASSIC 22 A	143

Item	Page
COLLINS RHINO 4" Set	143
Combination Pliers	334
COMBI KIT Expander / Tee-Extractor	94
Common threads	305
Compressors for flushing	222-224
Concrete / Masonry Fixing Set	51
Conversion table pressure	305
Conversion table temperature	305
Corner Pipe Wrench 45°	317
Corner Pipe Wrench 45° "SUPER S"	317
Copper Rings 1.1/4	51
Copper Tube Bending Springs	63
Core drilling machines	41-47
Cross-blade Cutter, serrated 242,	244
Custom-Made Products* Riveted Expander Heads H2	92
Cutter Knife	344
Cutter Wheels for ROCUT® 110/160	265
Cutter wheels for TUBE CUTTER	21
Cutting Disc Assortment	336
Cutting fluid/cutting oil	135
Cylinder Pressure Reducer	179
Cylinder Transport Trolley	178

D

Deburrer	33-34
Deburrer Adaptor I / II	33
Decalcifying	225-226
Deflector Rollers	259
Detection devices	196, 197, 213
Diamond drill bits	48-50
Diamond drilling machines	41-47
Diamond drilling systems	42-47
Die head adaptor	134
Die heads	140-141
Digital manifold	291
Drop-head Auger	243
Double clamp short	273
Drain-cleaning tools	242-243
Draw-bending	74
Drill bits	48050
Drill stands	42-46
Drilling overview	38-39
Drilling systems	42-46
Dry drilling systems (hand-operated and stationary	41-47
Double-end Box Wrench Set	327
Dual Hoses A/S	178
DX-High Speed Plus Universal Drill Bits	40, 49

E

EASY FIRE	157
EASYGRIP	321
Edge cutter	334
Electro-Hydraulic Expander Pistol H1	92
Electro-Hydraulic Expander Pistol H2	92
Electric soft-soldering unit	169-170
Electro-fusion welding unit	271-272
ENORM 4"	20
EUROLINE®	328
EUROLINE® IMPAKT	329
EVERCOOL	97
Expander	80-94
EXPANDER A0	86
Expander Head Type S	87
Expander-Adapter Type S	87
Expander-Adaptor Type S	93
Express Spanner	322
Extensions	52, 167
External Brushes for Copper Pipe	181
Extraction Rotor "RODIADUST"	52
Extractor Support	97

F

Fitter's Hammer	341
Fitting Key	320
Fitting Soft Solder to DIN EN	182
Fitting Solder 1 S	183
Fitting Solder 3	183
Fittings Soft Solder Flux	183
Fittings Solders	183
Fittings Wrench 90°	320
Flame Reflectors	181
Flaring tools	98-100
Flexible Pipe Welding Attachments	172
Flange Adaptor Clamping Unit	275
Flanged Riveted Expander Heads	87
Flare connections	304
Flaring and Bending Set	100
Flat Center Bit	337
Flat Nozzle	258
Flushing compressors	222-224
Flux Brush	184
Foot switch	145
Four-blade Cutter	244
Funnel Auger	242, 243

Table of contents

Alphabetical

Item	Page
G	
Gas cartridges	159
Gas soldering and welding torch	171-172
Gas Test Plug / Adaptor 1	95
GRATFIX HSS/UNIGRAT	34
Grease Cutter	244
Grenade Nozzle with Traction Jet	257
Grip Pliers	320-321
Grooved Water Pump Pliers CL	315
H	
Hammer	341
Hand Roll Groover 1 - 12"	146
Hand Wire Brushes	181
Hand-held Welding Mirror	180
Hard Solder Paste LP 5	184
Hard Solder Powder HKM	184
Hard Solder Rings S 2	184
Hard Solders	185
HD 11/90	252
HD13/100	252
HD17 / 190	252
HD19/180 B	252
Heating Plate	275, 279
Heating Spigots & Sockets (Form A) for P 63 S-6	269
Hemp Dispenser with Roll / Teflon Sealing Tape	344
High-Performance Die Heads	144
High-pressure Cleaning Lance	258
High-Pressure Drain Cleaner	250-256
High-Pressure Hose	259
High Speed Plus Natural Stone	48
HM Cutter Blade Inserts	265
HM-Stone Drill	337
Hole swaws	339-340
Hose Reel, mobile	259
House Connection Test Set	196
Hot gas welding	271-272
HSS Bimetal	32
HSS Bimetal Hole Saws	339
HSSE 4 Plus	26
Hydraulic Expander System H 600	91
I	
Igniters	179
INOX Profi Plus	336
INOX SUPER 1.1/4" and 2"	20
Inspection cameras	208-214
Installation tools	312-345
Instructions for safe and proper use of the refrigerants	304
Insulation Stripper	334
Interchangeable Press Jaws Compact	112
Internal bending springs	63
Internal Brushes for Copper Pipe	181
J	
Jacket Pipe Cutter	24
L	
Lightweight Steel Cylinders, filled	178
Long Nose Pliers, angled	334
Long Nose Pliers, straight	334
Lump Hammer	341
M	
Magnet Welding Mirror	180
Manifold Sets	292
Manual Drain Cleaner Type 3 S	230
Manual Trimmer Unit	275
MAPP®1) Gas	158
Maxigas 400	159
Measuring tape	322
Metal Saw Frame	26
MINIBEND	62
MINI MAX	16
MINICUT 2000	16
MINICUT I PRO / II PRO	16
Mini-Module ROCAM® 4	215
MSR Internal Bending Springs	63
MULTI 300 Propane Soft Soldering Kit	166
MULTIBEND Standard Bender 180°	61
MULTI MOBILE Set	165
Multigas 110	159
Multigas 300	159
MULTIVIEW	209
N	
Neutralizer Powder	226
NIPPLE MAX	145
Nitrogen Set	294
Nozzle Assortment	258
Nozzles and Accessories for Quick S and WG 1600E	270
Nozzle Cleaner	180
Nozzle high-pressure pipe cleaning	257-258

Item	Page
O	
One-handed bending	58-60
One Handed Corner Pipe Wrench 90°	319
One Handed Pipe Wrench "HEAVY DUTY"	318
One Handed Pipe Wrench "ALUDUR"	318
One Handed Pipe Wrench "OFFSET PATTERN HEAVY DUTY"	319
One Handed Pipe Wrench "STILLSON"	318
One Handed Type R	327
Open-Ended Wrench Set	327
Orbitral circular saw	266
Overview Die Heads / Threading Dies	141
Qxy-acetylene hoses	178
Oxygene hoses	178
Qxygen refilling bend	179
P	
Parallel Vice	342
Peeling device for electric socket welding	273
Phillips Screwdriver	328
Pin Punch Set, 6 pieces	341
Pipe and sonde locating device	213
Pipe clamp for SUPERTRONIC®	130-133
Pipe cleaner	228
Pipe cleaning augers and heads	242-248
Pipe cleaning manual	228-230
Pipe cleaning nozzles	257-258
Pipe cleaning spirals	240-241
Pipe cleaning units and machines	231-237
Pipe Cutters, Cutting Wheels and Spare Part	21
PIPECUT TURBO 250	29
PIPECUT TURBO 250 / 400	28
PIPECUT TURBO 400	29
Pipe freezing unit	200-203
Pipe Roughing Wrench 3/8 - 2"	145
Pipe saw / blades	28-32
Pipe Supporting Column	145
Pipe Vice	342
Pipe Welding Grip Pliers	321
Pipe Wrench 90°	317
Plastic pipe cutter	22-25
Plastic pipe shears	22-23
Plastic Pipe Chamfering Unit	34
PLASTICUT PVC	25
Plate Fin Comb	303
Pliers	312-321
PORTACUT 185 BSR / PORTACUT 185 BSP	27

Item	Page
Power Edge Cutter	334
POWER FIRE Compact	156
Power threader	130-133
Pozidriv Screwdriver	328
Precision Die Heads	134, 140
Precision Double Flaring Press DB 10	98
Precision Threading Dies	140
Precision Threading Dies	144
Press Jaws Compact	112
Press Jaws Standard	113
Press Jaws Standard Sets	115
Press machines	106-111
Pressing Collars Standard	114
PRISMACUT	40
Professsional Plier Sets	316
PROFI PLUS	337
Propane gas cartridges	178
Propane handles	168
Propane Hose Failure Protection	168
Propane Hoses	168
Propane Lightweight Steel Cylinder	168
Propane Regulators	168
Propane soft soldering kits	166
Protective Guard for Pressure Reducer	179
Protective Rubber Cap	179
Pull bending	61-62
Q	
Quad clamps	273
Quattro 3-sided Nozzle	257
Quick freeze freezing spray	203
R	
R 100 SP	237
R 140 B	237
R 550	232
R 600	232
R 650	233
R 750	233
R 80	237
Ratchet Pipe Deburrer 1/4 – 2"	34
Ratchet threader	127-128
Ratchet wrench	322
RE 17 Cutting Tips and Heating Nozzle	177
RE 17 Pipe Welding Attachment, Flexible	177
RE 17 Three-gas System AMS 10/10	176
RE 17 Three-gas System AMS 5 and 10	176

Table of contents

Alphabetical

Item	Page
RE 17 Three-gas System AMS 5/5	176
RE 17 UNIVERSAL Pipe Welding Set	177
RE 17 Welding Attachments	177
RE 17 Wing-lever Cutting Attachment	177
Refilling Adaptor	168
Reducer Clamping Insert Set	279
Reducer Clamping Inserts	277
Reducer Clamping Inserts Narrow	275
Reducing / Extension Pieces	249
Reduction inserts ROFROST®	202
Refrigerant recycling bottles	300
Refrigerant scale, electronic	301
Refrigerant & air-conditioning technology	286-305
Reeling Flaring Tool	100
Refrigerant data from CFC-alternative refrigerants	304
Refrigerant for Air-conditioning Units	300
Replacement blade	266
Replacement Safety Foot Switch	145
Retrieving Auger 242,	243
Ring Ratchet Express Spanner	322
Ring Spanner	326
RO-LEAK	295
ROAIRVAC	296
ROAIRVAC Series	297
ROBEND® 3000/4000 Bending Formers	72
ROBEND® 4000	70
ROBEND® 4000 Sets	71
ROBEND® H+W PLUS	64
ROBEND® H+W PLUS Bender	65
ROBEND® H+W PLUS Bending Sets	65
ROBIT	328
ROBO Mini	26
ROBO Super	26
ROBOLT Bolt Cutter	333
ROBOY® Clamping Workbench	342
ROBULL MSR Type ME	69
ROBULL MSR Type ME Bending Segments	69
ROBULL Type E	67
ROBULL Type E / ROBULL MSR Type E	66
ROBULL Type E Bending Segments	67
ROBULL Type ME	69
ROBULL Type ME / ROBULL MSR Type ME	68
ROBULL Type ME Bending Segments	69
ROCADDY 120 / ROCADDY 120 Digital	290
ROCAL 20 / ROMATIC 20	225
ROCAL Acid Multi / Plus	226

Item	Page
ROCAM® 4	214
ROCAM® Camera Heads	216
ROCAM® Expander power torque	80-81
ROCAM® Plus	217
ROCHECK	330
ROCLEAN	224
ROCLEAN Funktion	224
ROCLICK	325
ROCLICK Key	326
ROCOLT HANDY PIEZO Cyclone Torch	161
ROCOLT HANDY PIEZO Set	160
ROCOLT HANDY PIEZO Set	161
ROCOLT HANDY PIEZO Standard Torch	161
ROCOOL 600	291
ROCUT®	22
ROCUT® 110	265
ROCUT® 110 / ROCUT® 160	264
ROCUT® 160	265
ROCUT® TC 26 / TC 32 PS 26 / PS 42 S / PS 35 S	23
ROCUT® TC 50 / TC 75 Professional	23
ROCUT® TC 63 Professional	23
ROCUT® UKS 160 / 355	266
ROCUT® XL	266
RODIA CLEANER 1400	53
RODIA DRY CLEANER 1200	53
RODIACUT® 150 / RODIADRILL 160	42
RODIACUT® 150 / RODIADRILL 200	42
RODIACUT® 250 / RODIADRILL 500	44
RODIACUT® 250 / RODIADRILL 200	44
RODIACUT® 400 PRO / RODIADRILL 500	46
RODIADRILL 160	43
RODIADRILL 200	43, 45
RODIADRILL 500	45, 47
RODIADRILL Ceramic	41
RODIA-VAC	51
RODOKIT Set	331
RODRUM S	234
ROFIRE Swivel PRO Cyclone	156
ROFIRE Swivel PRO Twin	156
ROFIRE Swivel PRO Piezo Cyclone	56
ROFIRE® 1	57
ROFIRE® PIEZO	157
ROFIX Adaptor	134
ROFIX SANISET Profi	324
ROFLARE REVOLVER	99
ROFLASH Handle	175

Item	Page
ROFLASH Set	175
ROFLASH Spring-lever Cutting Attachment	175
ROFLASH Welding Attachments / Welding Tips	175
ROFROST® Dry Ice Set	203
ROFROST® Freezer Heads	203
ROFROST® Handy	203
ROFROST® Heat Conductive Paste	202
ROFROST® TURBO 1.1/4"	201
ROFROST® TURBO 2"	201
ROFROST® TURBO Reduction Inserts	202
ROFUSE 400 / 1200 TURBO	272
ROGRAT-MSR Deburrer and Chamfering Tool	35
ROGRAT-MSR System - Manual Chamfering Attachments	35
ROGRIP F	312
ROGRIP M	312
ROGRIP Pliers Sets	316
ROGRIP S	313
ROGRIP XL	313
ROGROOVER 1 - 12"	147
ROGROOVER 1 - 6"	146
ROJET®	256
ROJET® High-Pressure Cleaning Units	253
ROJET® 130/160	254
ROJET® 30/130	254
ROJET® 50/120 – 60/140 – 85/160 – 100/160 – 100/200 Basic and Comfort	255
ROKLIMA® MULTI 4F	288
ROLeak Aqua Plus	196
Rolling Skids	217
Rolling Skids ROCAM® 3 Multimedia and	
ROLOCK Expander Head	85
ROLOCK EXPANDER Power Torque	82
ROLOCK EXPANDER Power Torque Sets	83
ROLOC PLUS	209
ROLOT® hard solders	185-186
ROLOT® S 1	185
ROLOT® S 15	187
ROLOT® S 2	186
ROLOT® S 5	186
ROLOT® S 94	185
ROLOT® S 94 XN	185
ROLUB Anti-Block Special Guide Shoe	65
ROMATIC and Ruler	332
ROMAX® EXPANDER AC ECO MAXI	88
ROMAX® Expander Compact	89
ROMAX® Expander Compact Basic Sets	90

Item	Page
ROMAX® 3000	108
ROMAX® 3000 AC	110
ROMAX® AC ECO	111
ROMAX® Compact	106
ROMAX® Compact Set Basic I	107
ROMAX® Press machines	106-111
RONOL®	135
RONOL® SYN	135
ROOFING-Set	167
ROPOWER® 50 R	136, 137
ROPOWER® HANDY	230
ROPOWER® Profile Cable	241
ROPULS eDM App	223
ROPULS eDM flushing compressor	222
ROPULS Flushing Compressor	223
ROPUMP®	228
ROPUMP® SUPER PLUS	228
ROREC	298
ROREC PRO	299
ROSCALE 120	301
ROSLICE®	18
ROSCOPE® i2000	208
ROSCOPE® i2000 App	209, 210
ROSCOPE® i2000 Module 25/16	212
ROSCOPE® i2000 Module 25/22	211
ROSCOPE® i2000 Module ROLOC PLUS	213
ROSCOPE® i2000 Module ROSCAN 150	213
ROSCOPE® i2000 Module TEC	211
ROSOLAR PUMP / ROSOLAR PUMP PLUS	227
ROSOL 1 S	183
ROSOL 3	183
ROSOL Soldering Paste	183
ROSPEED 3F	236
ROSPI® H+E PLUS	229
ROSPI® R 36 Plus	230
ROSPIMATIC	231
Rotating Nozzle	257
ROTHERM 2000	169
ROTHERM 2000 Soft Soldering Set	170
ROWONAL Care and Rust Remover	239
ROTEST®	197
ROTEST® Leak detection spray	197
ROTEST® Electronic 3	197
ROTEST® GW 150/4	194
ROTHENBERGER	
High-Performance Drain Cleaning Spirals	240

Item	Page
ROTHENBERGER Lock Ring	241
ROTIGER VARIO Electronic	30
Rotor Trench Nozzle	258
ROTORQUE AIRCON / REFRIGERATION	101
ROTRAC 28 / 42	15
ROTURN	325
Rounded clamps	273
ROVLIES® Cleaning Pads	181
ROWELD® HE Heating Plates	267
ROWELD® hydraulic concept "Made in Germany"	280
ROWELD® Manual welding extruder with integrated air supply	283
ROWELD® P 110	274
ROWELD® P 110 Basic Machine	275
ROWELD® P 125	267
ROWELD® P 160 SANILINE	276
ROWELD® P 160 SANILINE Conversion Kit 2	77
ROWELD® P 160 SANILINE Basic Machine	277
ROWELD® P 250 A	278
ROWELD® P 250 A Set Basic machine with trimmer unit	279
ROWELD® P 315 W / P 315 W CNC	282
ROWELD® P 63 S-6 Sword	268
ROWELD® P 63 S-6 Sword Set	269
ROWELD® P 630 W	282
ROWELD® Quick S / WG 1600 E	270
ROWELD® ROFUSE Sani 160	271
ROWELD® type Premium	281
ROWELD® type Premium CNC	281
ROWELD® type Professional	280
ROXY 400 L	174
RP 30	193
RP 50-S / RP 50-S INOX	191
RP PRO III	192

S

S-SMK-Spirals	241
S-Spirals	241
SAFE CUT	336
Safety foot switch	145
Safety T-Couplings	249
Safety Igniters	179
Safety Propane Handles	168
Salmiakstone	180
SANIFRESH	302
SANIGRIP/SANIGRIP PL	320
SANI KIT	128, 129
Sanitary Four Way Key	323
Saw blades	32
Saws	26-31
Schrader Valve Tool	303
Screw Extraction Sets	335
Screwdriver / Screwdriver Sets	328-329
SDS-plus Hammer drill	51
Sealing Grip Pliers	321
Service Case 40 parts	345
Service Case 67 parts	345
Set Components	195
Separating Pin	239
Serrated Forked Cutter	246
Sewer cleaning machines	237
Sheet Metal Crimping Pliers	333
Shoulder Toolbox "Trendy"	344
Silver Hard Solders Ag 134 S 34 Cu / S 34 Cu U flux-covered	187
Silver Hard Solders Ag 145 S 45 Cu / S 45 Cu U flux-covered	187
Slot Screwdriver	328
Soapstone Marker	180
Soldered Joints	182
Soldering Flux and Container for Hydrochloric Acid	180
Space Welding	40
SMK-Spirals	241
Socket welding units	246-247
Soft soldering	156-170
Soft solders and accessories	183
Solar filling pump	227
Spade Head Cutter	242, 244
Spare Extractor Hooks	96
Special Diamond Drills for Tiles and Natural Stone	51
Special Pipe Saw Blades	32
SPEED STAR DX 40,	50
Spiral and Tool Sets	248
Spiral Baskets	239
Spiral Guide Gloves	239
Spiral Guide Hoses	238
Spiral Retrieving Device	239
Spiral Sawtooth Cutter	242, 244
Spirals 8 mm / 10 mm 2	49
Spirit levels	330, 332
Squeezing device	273
Stainless steel pipe cutter	20

Item	Page
Standard Bender 180°	62
Standard Expander Head	84
Standard Nozzle	257
Standard Solder according to DIN EN ISO	182
Standard Spirals	241
Standard Spirit Level key	332
Standard Two Handed Bender 90°	61
STEP Expander A1	88
Straight Auger	243
Strap and Fittings Wrench	321
SUPER FIRE 3	152
SUPER FIRE 3 Basic Set	153
SUPER FIRE 3 HOT BOX	153
SUPER FIRE 3 MAPP®1) Set	153
SUPER FIRE 3 Nozzles	152
SUPER FIRE 4	154
SUPER FIRE 4 Basic Set	155
SUPER FIRE 4 HOT BOX	155
SUPER FIRE 4 MAPP®1) Set	155
SUPER 1.1/4" and 2"	20
SUPER CUT	126
SUPER CUT – Sets Ø 3/8 - 1.1/4"	127
SUPER CUT – Sets Ø 3/8 - 2"	127
SUPER CUT Ratchet Arm	129
SUPERTRONIC® 1250	130
SUPERTRONIC® 1250 Set	131
SUPERTRONIC® 2 SE	139
SUPERTRONIC® 2 SE / 3 SE / 4 SE	138
SUPERTRONIC® 2000	132
SUPERTRONIC® 2000 Set	133
SUPERTRONIC® 3 SE	139
SUPERTRONIC® 4 SE	139
Surface-Heating Torch Heads	167
SWO Adjustable Wrench	326
System overview diamond core drilling machines	38-39
System overview die heads and threading dies	141
System overview pipe cleaning augers	242-243
System overview pipe cleaning machines	220-221
System overview press jaws	116-121
System overview pressing technology	104-105
System overview soldering and welding	150-151
System overview diamond core drill bits	38
System overview video inspection	206-207

T

Item	Page
TP 25	193
T-couplings	240
Tap Reseating Tool	331
Tee-Extractor	96
Tee-Extractor Ratchet	97
Tee-Extractor Sets	95
Telescopic Basin Nut Wrench	333
Telescoping Guide Tubes	239
Telescopic pipe cutter	24
Telescopic Workbench 343Thread Interfaces	51
Testing and detection units	193-197
Testing pump	191-193
Threaders	126,128
Threading Dies	134
Threading machines	130-139
Tree-gas-system	176
Tiger saws	30-31
Tool Backpack	344
Tool Bag	344
Tool Bag "Heavy Duty"	344
Tool Bag "Trendy"	344
Tool Box Apprentice	344
Tool Roll Cover	344
Tool Set L	247
Tool Set S	247
Tool Set Climate I + II	293
Torch Spanner	180
Torque Wrench Set	101, 302, 325
Tower Pincers / Concreter's Nippers	333
TRENNBOY 300	27
Trimmer Adaptor	277
Tripod Stand	238
Tripod Uni Workbench	343
TUBE BENDER	58
TUBE BENDER Bending	58
TUBE BENDER MAXI	59
TUBE BENDER MAXI Biegesegmente	59
TUBE BENDER MAXI MSR Set	60
TUBE CUTTER 30 PRO / 50	17
TUBE CUTTER 35 / 42 Pro	14
TUBE CUTTER 35 DURAMAG® Counter Display	15
TUBE CUTTER 35 MSR / 42 PRO MSR/ 42 PRO PVC	25
TUBE CUTTER 67 / 125 / 168 PL Automatic	24
Tube cutter for copper & steel	14-20
Tube cutter for MSR	25

Item	Page
Tube cutter for stainless steel (INOX) & steel	18-20
TURBOPROP	163
TURBOPROP brazing torch with push-in nipple coupling	163
Two-way Root Cutter	242, 246

U

UNICUT HM	340
UNIDRILL®	338, 339
UNIDRILL® Automatic 28 / 42	97
UNIGRAT	34
UNI Small Saw "PUK"	26
UNI Stepped Key Set	322
Universal electronic saw	31
Universal Flaring Tool	100
Universal Grip Wrench	333
UNIVERSAL HSS Bimetal / TCT TIGER SAW BLADES	32
Universal Internal & External Deburrer	33
Universal ROTIGER VARIO Electronic	31
Universal Workbench	343

V

Vacuum pump ROAIRVAC	296-297
Vacuum Pump RODIA-VAC	51
Vacuum sets RODIA	51
Valve plier PL	320
VDE Screwdriver Set	329
Vices	342

W

Water Extraction Systems	52
Water pump pliers	312-315
Water Pump Pliers Type SP	314
Water Pump Pliers Type SPK	315
Water suction unit	53
Water Supply	52
WC-BLITZ RO-3 Toilet Auger	230
Welding Blanket	181
Welding Goggles DIN EN 166	180
Welding mirror	180
Wet and dry drill bits	48-50
Wet and dry extraction unit	53
Wet cutting drill bits	48
Wet drilling machines	41-47
Wet drilling systems	43-47
Wire brushes	181
Workbench	343
Workshop plastic pipe welding machines and accessories	274-278
Working Unit	343

Table of Contents

Numerical

No.	Page
0	
011180X	94
011186X	94
011194X	94
015016L	90, 107
015060X	115
015062X	115
015063X	115
015068X	115
015072X	115
015080X	115
015101X	115, 117-121
015102X	115, 117-121
015103X	115, 117-121
015104X	115, 117-121
015105X	115, 117-121
015106X	115, 117-121
015107X	117-121
015108X	117-121
015151X	117-121
015152X	117-121
015153X	115, 117-121
015154X	115, 117-121
015155X	115, 117-121
015161X	116-121
015162X	116-121
015163X	116-121
015164X	116-121
015180X	116-121
015181X	116-121
015182X	116-121
015183X	116-121
015211X	115, 117-121
015212X	115, 117-121
015213X	115, 117-121
015214X	115, 117-121
015215X	115, 117-121
015216X	115, 117-121
015217X	115, 117-121
015218X	115, 117-121
015219X	115, 117-121
015220X	115, 117-121
015222X	115
015223X	115
015224X	115
015225X	115
015226X	115
015227X	115
015230X	116-121
015231X	116-121
015232X	116-121
015233X	116-121
015234X	116-121
015260X	115, 117-121
015261X	115, 117-121
015262X	115, 117-121
015263X	115, 117-121
015264X	115, 117-121
015265X	115, 117-121
015269X	115, 117-121
015271X	115, 117-121
015277X	116-121
015280X	116-121
015281X	116-121
015282X	116-121
015283X	116-121
015284X	116-121
015291X	116
015292X	116
015293X	116
015294X	116
015302X	116-121
015304X	116-121
015306X	116-121
015307X	116-121
015308X	116-121
015311X	116-121
015312X	116-121
015313X	116-121
015314X	116-121
015315X	116-121
015317X	116-121
015318X	116-121
015321X	116-121
015322X	116-121
015323X	116-121
015324X	116-121
015325X	116-121
015326X	116-121
015327X	116-121
015328X	116-121
015329X	116-121
015330X	116-121
015331X	116-121
015333X	116-121
015334X	116-121
015335X	116-121
015336X	116-121
015337X	116-121
015338X	116-121
015339X	116-121
015351X	116-121
015352X	116-121
015353X	116-121
015354X	116-121
015355X	116-121
015357X	116-121
015358X	116-121
015362X	116-121
015364X	116-121
015366X	116-121
015367X	116-121
015368X	116-121
015370X	116-121
015371X	116-121
015374X	116-121
015376X	116-121
015377X	116-121
015378X	116-121
015379X	115, 117-121
015380X	115, 117-121
015385X	116-121
015389X	116
015391X	116
015392X	116
015393H	116-121
015393X	116-121
015394X	116
015395X	116-121
015396X	116
015397X	116
015398X	116-121
015399X	116-121
015401X	116-121
015530X	116-121
015531X	116-121
015532X	116-121
015533X	116-121
015534X	116-121
015580X	116-121
015581X	116-121
015582X	116-121
015583X	116-121
01700RD	294, 302
021832X	338
023020X	59
023021X	59
023022X	59
023090X	59
023091X	59
030955X	167
035510-A/-B	159
035551-A	158
035551-B	158
035551-C	158
035570-A/-B	159
035648X	153, 155
035780X	174
035901-A/-B	159
040097X	185
045268D	181
053890X	269
053891X	269
053892X	269
053893X	269
053894X	269
053896X	269
053897X	269
055053D	21,265
055054D	21,265
055074D	21,265
056370X	141
056371X	141
057950X	66
057961X	66
057966X	66
057969X	68
057972X	68
057973X	68
070007D	15-17
070017D	21
070027C	15
070027DB	15
070028D	21,25
070031D	24
070046D	20,21
070051D	20,21
070056D	18, 19, 21
070057D	17, 21
070061D	20, 21
070088D	20, 21
070089D	20, 21
070110X	317
070111X	317
070112X	317
070121X	317
070122X	317
070123X	317
070124X	317
070130X	316
070131X	317
070132X	317
070133X	317
070134X	317
070135X	316
070140X	316
070188D	21, 25
070522D	315
070528D	314
070690X	343
070699X	343
070705X	342
070735X	342
070780X	127
070781X	127
070790X	127
070821X	134
070822X	134
070823X	134
070824X	134
070825X	134
070826X	134
070831X	134
070832X	134
070833X	134
070834X	134
070835X	134
070836X	134
070840X	129
070842X	134
070843X	134
070849X	134
070850X	134
070869X	134
070870X	134
070891X	127
070892X	127
070907X	134
070908X	134
070912X	134
070913X	134
070914X	134
070915X	134
070916X	134
070917X	134
070918X	134
070919X	134
070920X	134
070921X	134
070945X	134
070946X	134
071533D	336
071534D	336
072070X	228
072185F	245
072945X	248
072955X	248
072962X	248
088840D	18
088841D	18
088842D	18
1	
11004	86
11006	33
11007	87,92, 93
11008	84
11010	84
11012	84
11014	84
11015	84
11016	84
11018	84
11020	84
11022	84
11028	84
11032	84
11035	84
11035	84
11038	84
11040	84
11042	84
11044	33
11045	33
11052	84
11053	84
11054	84
11055	84
11056	84
11057	84
11058	84
11059	84
11062	84
11063	84
11078	88
11086	88
11087	88
11089	88
11093	88
11323	87
11325	87
11328	87
11332	87
11335	87
11336	87
11342	87
11346	87
11348	87
11358	87
11362	87
11364	87
11376	87
11380	87
11400	86
11955	87
11958	87
11962	87
11968	87
11975	87
11978	87
12000	80
12001	92
12002	92
12005	81
12013	91

No.	Page
12017	92
12018	92
12078	92
12080	92
12097	92, 93
12300	81
12302	81
12303	81
12304	81
12305	81
12309	81
12310	81
12311	81
12317	81
12318	81
12320	81
12321	81
12322	81
12323	81
12324	81
12326	81
12327	81
12328	81
12335	81
12336	81
12337	81
12338	81
12339	81
12341	81
12400	82
12408	85
12410	85
12412	85
12414	85
12415	85
12416	85
12418	85
12420	85
12422	85
12428	85
12432	85
12435	85
12438	85
12440	85
12442	85
12452	85
12453	85
12454	85
12455	85
12456	85
12457	85
12458	85
12459	85
12462	85
12463	85
12500	83
12503	83
12505	83
12509	83
12511	83
12517	83
12518	83
12521	83
12522	83
12524	83
12526	83
12535	83
12536	83
12537	83
12538	83
12541	83

No.	Page
12601	94
12602	94
12604	94
12605	94
13002	91
13100	91
14000	35
14005	35
14102	35
14104	35
14106	35
14107	35
14111	35
14112	35
14113	35
14115	35
14117	35
14121	35
14122	35
14123	35
14124	35
14126	35
14132	35
14133	35
14134	35
14136	35
14137	35
14230	35
14250	35
14260	35
14270	35
14707	115, 117-121
14708	115, 117-121
14709	115, 117-121
14820	107
14822	116-121
14823	116-121
14824	116-121
14825	116-121
14826	116-121
14830	107
14832	116-121
14833	116-121
14834	116-121
14835	116-121
14836	116-121
14837	116-121
14838	116-121
14842	116-121
14843	116-121
14844	116-121
14845	116-121
14846	116-121
14847	116-121
14848	116-121
14849	112
14852	116
14853	116
14854	116
14855	116
14863	115, 117-121
14864	115, 117-121
14865	115, 117-121
14866	115, 117-121
14867	115, 117-121
14868	115, 117-121
14869	112
14882	116-121
14883	116-121
14884	116-121
14885	116-121

No.	Page
14886	116-121
14895	112
15016	90
15017	90, 107
15020	107
15022	107
15023	107
15024	107
15032	107
15037	90,107
15093	112
15094	112
15418	90, 107
15705	111
15714	90
15715	90
15716	90
15730	111
15740	111
15750	111
15760	111
15800	109
15810	109,217
15811	109,217
15812	109
15840	109
15845	109
15850	109
15855	109
19166	345
2	
21300	340
21305	338
21306	338
21307	338
21313	338
21316	340
21317	340
21318	340
21319	340
21320	340
21321	340
21322	340
21323	340
21324	340
21325	340
21326	340
21327	340
21329	340
21330	340
21331	340
21332	340
21333	340
21334	340
21335	340
21336	340
21337	340
21338	340
21339	340
21340	340
21341	340
21342	340
21343	340
21344	340
21345	340
21346	340
21347	340
21348	340
21349	340
21350	340

No.	Page
21351	340
21352	340
21353	340
21354	340
21355	340
21360	340
21365	340
21370	340
21375	340
21380	340
21385	340
21386	340
21387	340
21388	340
21389	340
21390	340
21391	340
21392	340
21394	340
21395	340
21500	24
21505	24
21542	339
21543	339
21545	339
21549	97, 339
21575	97
21583	97
21651	34
21652	17, 21, 19
	34, 264
21653	34
21654	34
21655	34
21660	34
21801	338
21828	338
21834	338
21835	338
21836	338
21838	338
21902	338
21903	338
21904	338
22010	96
22012	96
22014	96
22015	96
22016	96
22018	96
22022	96
22028	96
22032	96
22035	96
22042	96
22050	96
22054	96
22060	96
22061	96
22062	96
22063	96
22064	96
22065	96
22066	96
22068	96
22080	97
22081	97
22100	95
22101	95
22102	95
22103	95

No.	Page
22109	95
22111	95
22121	95
22124	95
22126	95
22127	95
22135	95
22153	97
22157	97
22172	97
22210	96
22212	96
22214	96
22215	96
22216	96
22216	96
22218	96
22222	96
22228	96
22235	96
22242	96
22246	96
22254	96
22260	96
22261	96
22263	96
22264	96
22265	96
22266	96
22267	96
22268	96
22270	96
23002	59
23003	59
23004	59
23005	59
23006	59
23007	59
23008	59
23009	60
23010	59
23011	59
23012	59
23013	59
23014	59
23047	59
23050	60
23051	60
23052	60
23053	60
23065	60
23076	60
23080	60
23083	60
23095	60
24001	58
24006	58
24007	58
24008	58
24010	58
24025	58
24048	58
24049	58
24131	58
24132	58
24133	58
24134	58
24500	65
24501	65
24502	65
24503	65

Table of Contents

Numerical

No.	Page
24504	65
24505	65
24508	65
24510	65
24512	65
24514	65
24515	65
24516	65
24518	65
24519	65
24522	65
24551	65
24552	65
25075	65
25076	65
25078	65
25120	63
25130	62
25131	62
25132	62
25133	62
25134	62
25135	62
25136	62
25137	62
25140	62
25142	62
25150	62
25151	62
25181	63
25182	63
25183	63
25185	63
25186	63
25190	63
25308	65
25310	65
25312	65
25313	65
25314	65
25315	65
25316	65
25318	65
25319	65
25322	65
25401	61
25402	61
25403	61
25404	61
25405	61
25406	61
25441	63
25442	63
25443	63
25444	63
25445	63
25446	63
25612	72
25614	72
25615	72
25616	72
25618	72
25619	72
25620	72
25622	72
25625	72
25626	72
25628	72
25652	72
25684	72
25685	72
25743	71
25811	341
26001	98
26002	98
26003	98
26004	98
26005	98
26010	98
26011	98
26013	98
26015	98
26016	98
26017	98
26020	100
26160	323
26161	323
26162	323
26163	323
26164	323
27180	322
27181	97
3	
30101	168
30102	164, 168
30103	164
30813	156
30913	162
30914	162
30915	162
30916	162
30922	162
30925	168
30927	168
30954	167
30957	167
31031	163
31032	163
31036	163
31037	163
31042	181
31043	181
31050	181
31081	168
31090	163
31091	162
31092	162
31093	164
31094	163
32075	166
32077	166, 179
32081	168
32088	166, 179
32098	166
32099	166
32201	168
32207	168
32223	168
33079	168
33310	168
33311	178
33312	178
35012	156
35014	156
35016	156
35022	164
35023	164
35024	164
35110	164
35140	179
35146	179
35178	178
35179	178
35188	178
35189	178
35199	179
35203	178
35210	178
35221	178
35222	178
35223	178
35230	178
35300	171
35303	171
35304	171
35305	171, 172
35306	171,172
35307	171, 172
35308	171, 172
35309	171,172
35311	171, 172
35312	171, 172
35313	171, 172
35314	171, 172
35315	171, 172
35324	177
35325	177
35326	177
35327	177
35328	177
35329	177
35334	177
35338	177
35339	177
35341	177
35344	177
35345	177
35347	177
35348	177
35354	178
35378	161
35390	161
35395	161
35397	161
35398	161
35399	161
35400	176
35401	176
35403	176
35419	156
35424	156
35428	157
35429	157
35432	153
35436	153
35475	177
35476	177
35477	177
35479	177
35480	177
35486	166
35487	166
35489	166
35490	153
35506	157
35552	157
35553	157
35556	157
35580	174
35585	174
35611	184
35629	172
35634	179
35635	178
35636	168
35651	174
35655	172
35695	174
35696	174
35697	174
35698	173
35712	174
35713	174
35738	166
35750	173
35785	174
35794	179
35798	176
35800	177
35925	168
36700	170
36702	170
36710	170
36711	170
36715	170
36720	170
36721	170
4	
40005	186
40094	185
40102	185
40202	186
40212	186
40213	186
40231	344
40500	184
40502	186
40512	184
40514	184
40515	184
40516	184
40518	184
40522	184
40528	184
44910	187
44911	187
44912	187
44915	187
44916	187
44917	187
45050	187
45052	187
45055	187
45056	187
45057	187
45220	183
45225	183
45250	183
45252	183
45255	183
45257	183
45266	183
45268	181
5	
50260	32
50261	32
50263	32
50264	32
50265	32
50266	32
50301	31
50302	31
50305	30
50306	30
50311	30
50312	30
52000	23
52005	23
52010	23
52011	23
52015	23
52016	23
52030	23
52031	23
52040	23
52041	23
52042	23
53200	273
53210	273
53220	273
53240	273
53250	273
53251	273
53252	273
53253	273
53254	273
53255	273
53256	273
53257	273
53258	273
53259	273
53260	273
53261	273
53262	273
53263	273
53272	273
53273	273
53274	273
53275	273
53276	273
53277	273
53278	273
53279	273
53280	273
53281	273
53282	273
53283	273
53284	273
53285	273
53380	270
53511	269
53512	269
53513	269
53514	269
53515	269
53516	269
54000	276
54001	276
54004	276
54005	277
54006	277
54015	277
54020	277, 279
54080	277
54082	277
54083	277
54084	277
54085	277
54086	277
54087	277
54088	277
54089	277

No.	Page
54090	277
54091	277
54230	271
54950	265
54960	265
54961	265
55005	23
55006	23
55007	23
55013	265
55015	23
55016	264
55017	264
55018	264
55019	265
55020	265
55021	265
55022	265
55023	265
55024	265
55025	265
55026	265
55027	265
55029	265
55030	265
55031	265
55032	265
55033	265
55035	264
55037	264
55047	265
55048	265
55050	34
55051	34
55058	34
55062	265
55063	264
55075	321
55076	321
55119	275
55120	275
55121	275
55122	275
55123	275
55124	275
55125	275
55126	275
55127	275
55128	275
55129	275
55130	275
55131	275
55132	275
55133	275
55134	275
55152	275
55163	279
55199	275
55316	267, 277
55317	267, 279
55318	275
55319	275
55321	267
55324	275
55502	283
55503	283
55504	283
55505	266
55506	283
55517	267
55518	267

No.	Page
55524	267, 275
55546	267
55588	267
55589	267
55590	267
55591	267
55592	267
55593	267
55594	267
55595	267
55596	267
55597	267
55598	267
55684	277
55685	277
55686	277
55717	279
55718	279
55721	279
55738	278
55742	279
55743	279
55744	279
55745	279
55746	279
55747	279
55748	279
55749	279
55750	279
55751	279
55752	279
55753	279
55759	279
55760	270
55768	278
55769	270
55772	270
55773	270
55774	270
55775	270
55776	270
55777	270
55778	270
55779	270
55780	270
55782	270
55783	270
55787	275
55793	270
55795	278
55796	278
55799	270
55800	270
55807	275
55808	275
55809	275
55816	270
55826	275
55832	275
55844	274
55851	267, 277
55854	267, 279
55918	275
55924	274
56001	141
56002	141
56003	141
56005	141
56006	141
56007	141
56008	141

No.	Page
56009	141
56010	141
56011	141
56012	141
56013	141
56014	141
56032	141
56045	137
56047	145
56049	137
56050	137
56051	137, 277
56052	141
56053	141
56056	145
56057	137
56060	145
56061	145
56062	145
56063	145
56064	145
56065	145
56076	141
56077	141
56081	141
56082	141
56083	141
56085	141
56088	141
56095	141
56096	141
56097	141
56098	141
56104	141
56110	141
56111	141
56112	141
56114	141
56118	141
56120	139
56121	141
56125	139
56133	141
56135	141
56150	139
56153	141
56156	141
56161	141
56162	141
56163	141
56164	141
56165	141
56166	141
56175	139
56180	141
56181	141
56184	141
56185	141
56186	141
56187	141
56188	141
56189	141
56190	141
56191	141
56198	139
56199	139
56200	139
56235	141
56236	141
56237	141
56238	141

No.	Page
56250	139
56253	139
56254	139
56255	139
56266	141
56268	141
56269	141
56271	141
56288	141
56289	141
56291	141
56294	141
56295	141
56296	141
56310	141
56315	141
56335	145
56351	141
56352	141
56353	141
56355	141
56358	141
56369	141
56372	141
56373	141
56374	141
56379	141
56465	139
56475	139
56488	137, 139
56500	145
56501	145
56504	146
56505	146
56506	146
56507	146
56509	146
56510	146
56511	146
56512	146
56514	146
56521	146
56522	146
56523	146
56602	27
56603	27
56604	27
56605	27
56607	27
56608	27
56703	29
56704	29
56705	29
56706	29
56710	27
56711	27
56717	27
56718	27
57015	144
57016	144
57017	144
57018	144
57019	144
57020	144
57021	144
57022	144
57024	144
57025	144
57030	144
57031	144
57032	144

No.	Page
57033	144
57034	144
57035	144
57036	144
57037	144
57038	144
57039	144
57041	144
57042	144
57043	144
57044	144
57045	144
57046	144
57050	139
57055	144
57056	144
57057	144
57058	144
57060	144
57061	144
57062	144
57063	144
57082	144
57132	144
57133	144
57134	144
57135	144
57900	66
57915	68
57921	67, 69
57922	67, 69
57923	67, 69
57979	67, 69
57981	67, 69
57983	67, 69
57985	67, 69
57986	67, 69
57987	67, 69
57988	67, 69
57989	67, 69
57990	67, 69
57991	67, 69
58004	67, 69
58010	67, 69
58011	67, 69
58012	67 ,69
58013	67 ,69
58014	67 ,69
58015	67 ,69
58016	67 ,69
58020	67 ,69
58021	67 ,69
58022	67 ,69
58023	67 ,69
58182	67 ,69
	238
58185	67 ,69
58520	27
58527	27
58528	27
58529	27
59000	25
59035	25
59042	25
59050	25
6	
60200	191
60201	191
60203	191
60250	193

Table of Contents

Numerical

No.	Page
60251	193
60999	191
61001	192
61011	195
61012	195
61014	195
61015	195
61017	195
61018	195
61030	195
61041	195
61067	195
61100	225
61105	226
61106	226
61115	226
61120	226
61130	193
61185	192
61186	192
61190	225
61316	191
61340	196
61352	196
61353	196
61358	196
61359	196
61360	196
61700	194
61701	194
61702	195
62200	201
62203	201
62206	201
62211	202
62212	202
62213	202
62214	202
62215	202
62216	202
62217	202
62219	202
62221	202
62224	202
62226	202
62227	202
62230	201
62230	201
62231	202
62232	202
62233	202
62234	202
62235	202
62236	202
62237	202
62291	202
64001	203
64020	203
65000	197
65008	135
65010	135
65013	135
65015	135
65035	203
65036	203
65037	203
65038	203
65039	203
65040	203
65041	203
65042	203
65043	203
65044	203
66080	197
69111	217
69112	217
69113	217
69117	217
69118	217
69119	217
69601	211
69603	211
69615	211
7	
70006	21
70010	15
70011	15
70015	16
70023	21
70027	15
70029	15
70030	17
70031	24
70032	24
70033	24
70040	20
70041	16-18, 21
70042	17
70045	20
70047	21
70048	20, 21
70052	21
70053	20, 21
70055	15, 19
70060	20
70063	21
70064	20, 21
70065	17
70067	21
70068	21
70070	15, 19
70072	15, 25
70074	137
70080	15, 21
70081	21
70086	20
70087	20
70105	16
70108	15, 25
70109	15, 25
70113	317
70114	317
70115	319
70118	333
70119	333
70125	317
70142	17
70149	21
70150	318
70151	318
70152	318
70153	318
70154	318
70155	318
70156	318
70157	318
70159	318
70160	318
70161	318
70162	318
70163	318
70166	319
70167	319
70190	318
70191	318
70192	318, 319
70193	318
70194	318, 319
70195	318
70196	318
70197	318
70200	318
70201	318, 319
70202	318
70203	318, 319
70204	318, 319
70205	318
70206	318
70207	318
70220	327
70221	327
70223	327
70225	333
70226	333
70227	333
70228	332
70235	319
70240	321
70241	321
70242	319
70243	319
70244	319
70245	319
70246	319
70247	319
70250	321
70252	333
70257	321
70262	319
70263	319
70264	319
70265	319
70266	319
70267	319
70268	321
70269	321
70273	326
70274	326
70276	326
70277	326
70285	17
70286	17, 21
70289	34
70296	34
70301	335
70302	335
70340	19
70341	19, 21
70350	318
70351	318
70352	318
70353	318
70354	318
70355	318
70356	318
70374	318
70375	318
70376	318
70377	318
70378	318
70379	318
70380	318
70401	16
70402	16
70413	324
70414	324
70415	320
70416	320
70417	320
70418	326
70419	326
70420	326
70421	326
70422	326
70423	326
70424	326
70425	326
70426	326
70427	326
70439	324
70440	326
70441	303, 326
70442	303, 326
70443	303, 326
70444	303, 326
70445	303, 326
70475	325
70490	325
70521	315
70522	315
70523	315
70527	314
70528	314
70529	314
70545	320
70548	320
70571	319
70572	319
70573	319
70574	319
70575	319
70576	319
70591	315
70592	315
70593	315
70600	129
70623	344
70661	330
70665	330
70667	330
70670	342
70671	342
70672	342
70696	343
70698	343
70700	342
70710	342
70711	342
70712	342
70713	342
70714	342
70715	342
70721	342
70722	342
70731	342
70732	342
70733	342
70734	342
70740	343
70751	146, 343
70752	343
70950	331
70951	331
70954	331
70955	331
70956	331
70957	331
70970	331
70972	331
70974	331
70976	331
70980	331
70981	331
70982	331
70983	331
70984	331
70985	331
70986	331
70987	331
70988	331
70989	331
70992	331
71019	17
71085	18
71095	333
71206	26
71213	26
71215	26
71216	26
71217	26
71222	26
71250	133
71251	133
71256	133
71257	133
71258	133
71259	133
71271	134
71272	129
71279	131
71281	335
71282	335
71283	335
71284	335
71285	335
71286	335
71287	335
71288	335
71289	335
71290	335
71291	335
71292	335
71293	335
71294	335
71295	335
71296	335
71297	335
71298	335
71299	335
71300	335
71301	335
71302	335
71303	335
71304	335
71305	335
71450	131
71451	131
71453	131
71454	131
71470	131
71551D	336
71552D	336
71553D	336
71554D	336

No.	Page
71975	230
71976	230
71991	228
72003	230
72005	229
72016	230, 235
72071	228
72072	228
72073	228
72090	229
72095	229
72100	230, 239
72101	239
72102	239
72110	239
72111	239
72112	239
72120	239
72121	239
72130	239
72131	239
72135	239
72140	239
72142	239
72150	249
72151	249
72154	244
72158	243
72159	243
72161	243
72162	243
72163	243
72164	244
72165	243
72166	244
72168	246
72169	244
72170	244
72171	244
72172	246
72175	244
72176	230, 244
72177	244
72178	244
72185	245
72186	245
72187	245
72188	245
72191	246
72203	243
72208	243
72210	249
72211	249
72221	243
72222	243
72223	246
72224	246
72226	246
72227	246
72228	246
72229	244
72234	244
72261	244
72263	243
72264	243
72265	246
72266	246
72275	244
72276	244
72277	244
72278	245

No.	Page
72284	245
72285	245
72286	245
72289	245
72295	246
72299	245
72321	243
72322	243
72324	246
72325	243
72326	246
72327	246
72328	246
72329	244
72341	245
72348	245
72360	244
72363	243
72365	246
72366	246
72367	246
72375	244
72376	244
72377	244
72398	246
72412	249
72413	231, 249
72414	249
72415	249
72420	249
72421	249
72422	249
72423	249
72424	249
72425	231
72428	241
72431	241
72433	241
72435	241
72441	241
72442	241
72443	241
72444	241
72451	241
72452	241
72453	241
72455	241
72460	249
72461	249
72462	249
72463	249
72490	241
72494	230
72511	238
72514	238
72515	238
72522	249
72525	230
72536	238
72538	238
72540	238
72541	238
72542	231
72559	238
72561	238
72562	238
72563	238
72585	237
72610	237
72631	232
72632	232

No.	Page
72633	233
72634	233
72638	238
72666	238
72686	232
72687	232
72688	233
72689	233
72705	238
72810	253
72812	253
72820	253, 259
72915	238
72918	236
72936	247
72937	247
72939	247
72942	231
72956X	248
72960	236
72967X	248
72970	237
72971	237
73131	328
73133	328
73152	270, 328
73153	328
73161	328
73162	328
73200	324
73201	324
73202	324
73206	324
73208	324
73209	324
73210	324
73212	324
73213	324
73214	324
73280	322
73290	322
73297	322
73298	322
73299	322
73570	328
73571	328
73575	329
73670	328
74629	211, 212
75010	333
75011	333
75012	333
75013	333
75014	333
75015	333
75016	333
75020	333
75021	333
75022	333
75023	333
75024	333
75025	333
75026	333
76008	252
76020	252
76053	253
76055	259
76063	253
76065	253
76066	253
76067	253

No.	Page
76068	253
76070	252
76073	253
76082	253
76088	253
76089	253
76090	252
76118	259
76119	259
76130	259
76131	259
76135	257
76137	257
76152	257
76160	259
76161	258
76166	258
76170	258
76172	257
76179	257
76187	258
76189	258
76191	259
76193	257
76200	256
76210	256
76220	256
76221	256
76226	256
76228	256
76232	256
76233	258
76234	258
76235	258
76236	258
76300	254
76301	254
76302	256
76309	258
76320	255
76321	255
76322	255
76323	255
76324	255
76331	256
76406	257
76410	257
76416	257
76427	257
76453	258
76462	254, 258
76464	258
76465	258
76466	258
76467	258
76470	258
76485	254
76488	257
76489	257
76490	257
76492	257
76495	258
76540	255
76541	255
76542	255
76543	255
76544	255
77033	341
77050	341
77072	341
77090	341

No.	Page
77164	341
77279	341
77397	332
77500	259
77501	259
77503	253
77506	253, 259
77530	257
77565	257
77566	257
77606	257
77611	257
77613	257
77614	257
77616	257
77621	257
77623	257
77624	257
77626	257
77631	257
77633	257
77634	257
77636	257
77643	258
77644	258
77650	258
77666	258
78551	230
78576	231
8	
80679	21
80679	21
85800	302
87305	295
87309	295
87800	303
88812	18
88815	18
88818	18
88822	18
89501	302
89503	302
11	
111429	51
111449	51
112040	337
112042	337
112044	337
112046	337
112047	337
112049	337
112050	337
112052	337
112053	337
112054	337
114014	339
114016	339
114017	339
114019	339
114022	339
114025	339
114028	339
114029	339
114030	339
114032	339
114033	339
114035	339
114036	339
114037	339

Table of Contents

Numerical

No.	Page
114038	339
114040	339
114041	339
114043	339
114044	339
114046	339
114051	339
114052	339
114054	339
114057	339
114060	339
114064	339
114065	339
114067	339
114070	339
114079	339
114083	339
114089	339
114092	339
114098	339
114102	339
114105	339
114111	339
114114	339
114127	339
114161	339
114162	339
114171	339
114175	339
114201	339
114202	339
16	
168605	298
168606	299
168713	298,299
169200	297
17	
170016	289,302
170061	297
170062	297
170063	297
170064	297
170501	292
170502	292
170545	292
170546	292
170547	292
170600	292
170601	292
170602	292
170604	293
170605	293
170606	292
170607	292
170608	292
170912	300
170913	300
170931	300
170932	300
170950	302
171505	292
173004	301,3 02
173205	302
175001	101, 302
175001	325
22	
222401	100
222402	100
222403	100
222412	100
222413	100
222601	100
224500	303
25	
252100	332
259008	294
259010	294
259060	294
30	
300013	26
31	
310411	277
32	
321216	275
321218	275, 279
321300	335
321523	335
321524	335
321525	335
321526	335
321528	335
321529	335
321530	335
322823	341
322824	341
322825	341
322827	341
322828	341
322921	341
322922	341
322923	341
322924	341
323126	329
324559	334
324577	334
324588	334
324737	334
324739	334
324800	334
35	
350850	320
350900	320
351043	323
351044	323
351050	333
351220	195
351221	195
351222	195
351223	195
351225	195
351226	195
351227	195
351228	195
351231	195
351232	195
351233	195
351257	195
351260	195
351261	195
351262	195
351263	195
351265	195
351271	195
351272	195
40	
402308	344
402311	344
402312	345
402317	344
46	
462212	61
462215	61
462218	61
462222	61
463610	337
464010	337
464012	337
464014	337
464016	337
464018	337
464020	337
464025	337
464028	337
464032	337
464035	337
464038	337
464040	337
51	
510105	180
510106	180
511427	179
511428	179
513010	175
513030	175
513031	175
513032	175
513033	175
513034	175
513035	175
513036	175
513040	175
513043	175
513044	175
513045	175
513046	175
513300	175
513310	175
513330	175
513331	175
513332	175
52	
520840	166
520849	166
520850	166
520856	166
520857	166
520865	166
520866	166
520867	166
53	
530250	180
530261	184
530310	180
54	
540320	179
540321	179
540360	179
540365	179
540620	180
540621	180
540622	180
540625	180
540626	180
540627	180
540640	180
540641	180
540675	180
540676	180
540850	180
540851	180
540855	180
56	
561351	181
561352	181
561550	180
81	
816990	337
817000	337
817003	337
817012	337
817017	337
817022	337
817027	337
817032	337
817037	337
817042	337
817047	337
817052	337
817057	337
817062	337
817067	337
817072	337
817077	337
817082	337
817092	337
817097	337
817102	337
817104	337
817106	337
817108	337
817110	337
84	
842100	26
849064	327
849065	327
849293	327
849299	327
849306	327
849308	327
849317	327
849323	327
849334	327
849335	327
849554	327
85	
854179	181
854180	181
854181	181
854182	181
854183	181
854184	181
854185	181
854186	181
854187	181
854188	181
854189	181
854191	181
854193	181
854195	181
854196	181
854197	181
854198	181
854390	330
855360	344
856907	344
856911	344
86	
865781	32
865782	32
865783	32
865784	32
865785	32
865786	32
865787	32
865788	32
865789	32
865790	32
865791	32
865793	32
865795	32
865796	32
865798	32
865799	32
75	
7500041	17
211	
211111116	168
211121116	168
211541116	164
221031500	163
221031800	163
221131416	162
221131616	162
221131916	162
221132216	162
223090616	167
223090716	167
223090916	167
223214500	167
223215100	167
223215700	167
223216300	167
231010000	167
232010000	167
233510000	167
236010000	167
242206000	168
252010000	167
263005700	174
263005800	174
762	
762955300	72
762955700	72
766004016	58
766100016	59
775004000	67, 69
775504100	67, 69
995830200	71
995866100	59
996277400	67, 69
1000	

No.	Page
1000000057	290
1000000058	290
1000000111	116
1000000112	116
1000000113	116
1000000116	114
1000000117	116
1000000118	116
1000000119	116
1000000120	116
1000000121	116
1000000122	116
1000000124	116
1000000125	116
1000000133	185
1000000134	186
1000000135	186
1000000136	186
1000000137	186
1000000138	289
1000000145	223
1000000173	116-118
1000000190	224
1000000209	109
1000000212	146
1000000213	312
1000000214	312
1000000215	312
1000000216	312
1000000217	313
1000000218	313
1000000222	99
1000000223	99
1000000224	101
1000000225	101
1000000230	99
1000000231	99
1000000235	116-121
1000000236	116-121
1000000328	313
1000000390	165
1000000420	345
1000000430	345
1000000442	197
1000000512	165
1000000514	165
1000000529	173
1000000532	266
1000000539	291
1000000540	291
1000000541	291
1000000558	173
1000000569	291
1000000570	291
1000000572	291
1000000626	316
1000000631	179
1000000633	179
1000000642	173
1000000720	146
1000000721	146
1000000722	146
1000000723	146
1000000743	173
1000000762	179
1000000764	179
1000000842	212
1000000850	146
1000000860	211
1000000861	213
1000000995	213

No.	Page
1000000999	272
1000001000	272
1000001001	110
1000001039	316
1000001068	316
1000001134	222
1000001231	297
1000001245	269
1000001251	29
1000001252	29
1000001253	29
1000001254	29
1000001256	235
1000001257	235
1000001263	155
1000001264	155
1000001270	269
1000001273	113, 115
1000001274	113, 115
1000001275	235
1000001276	235
1000001307	235
1000001308	235
1000001364	29
1000001365	29
1000001391	115
1000001392	115
1000001393	115
1000001394	115
1000001426	292
1000001427	292
1000001500	114
1000001501	114
1000001502	115
1000001503	115
1000001504	115
1000001505	115
1000001545	71
1000001548	71
1000001549	71
1000001550	71
1000001551	71
1000001552	71
1000001553	71
1000001554	71
1000001559	71
1000001561	72
1000001563	72
1000001564	71
1000001565	71
1000001566	71
1000001567	71
1200	
1200000526	266
1300	
1300002582	235
1300002655	29
1300002688	29
1500	
1500000024	293
1500000025	293
1500000026	293
1500000027	293
1500000028	293
1500000029	293
1500000030	293
1500000031	293
1500000032	293

No.	Page
1500000052	212
1500000057	213
1500000087	344
1500000115	226
1500000116	226
1500000117	226
1500000120	217
1500000122	215,216
1500000123	215,216
1500000134	147
1500000135	227
1500000136	227
1500000157	224
1500000200	224
1500000201	224
1500000202	224
1500000203	224
1500000203	224
1500000236	33
1500000237	33
1500000439	239
1500000459	159
1500000459	165
1500000463	109
1500000696	211
1500000782	115
1500000789	266
1500000790	266
1500000792	266
1500000793	266
1500000794	266
1500000795	266
1500000817	217
1500000914	226
1500000922	196
1500000932	213
1500001235	227
1500001236	227
1500001299	344
1500001319	344
1500001320	344
1500001324	230
1500001351	147
1500001352	147
1500001353	147
1500001355	155
1500001460	344
1500001468	344
1500001470	215
1500001471	215
1500001472	215
1500001509	326
1500001510	326
1500001562	217
1500001583	332
1500001990	147
F	
F80053	96
F80054	96
F81664	110
F81664	111
FF	
FF00020	50
FF00025	50
FF00030	50
FF00040	50
FF00045	50
FF00050	50
FF00055	50

No.	Page
FF00060	50
FF00065	50
FF00070	50
FF00075	50
FF00080	50
FF00085	50
FF00090	50
FF00100	50
FF00105	50
FF00110	50
FF00120	50
FF00125	50
FF00130	50
FF00140	50
FF00150	50
FF00160	50
FF00170	50
FF00180	50
FF00200	50
FF00220	50
FF00250	50
FF00280	50
FF00300	50
FF00350	50
FF00400	50
FF00450	50
FF00500	50
FF00610	50
FF00612	50
FF00614	50
FF00615	50
FF00616	50
FF00618	50
FF00620	50
FF00624	50
FF00625	50
FF00626	50
FF00628	50
FF00630	50
FF00632	50
FF00635	50
FF00638	50
FF00640	50
FF00645	50
FF00650	50
FF00655	50
FF00660	50
FF00665	50
FF00670	50
FF00675	50
FF00680	50
FF00685	50
FF00690	50
FF00695	50
FF00700	50
FF00705	50
FF00710	50
FF00715	50
FF00720	50
FF00725	50
FF00730	50
FF30030	47
FF30150	43
FF30250	45
FF34150	43
FF34160	43
FF34200	45
FF34260	45
FF34500	47
FF35015	51
FF35026	41

No.	Page
FF35026	52
FF35040	52
FF35045	52
FF35050	52
FF35055	52
FF35060	52
FF35065	52
FF35070	52
FF35075	52
FF35080	51
FF35091	51
FF35092	51
FF35095	51
FF35101	51
FF35120	51
FF35121	51
FF35122	51
FF35126	51
FF35129	51
FF35130	51
FF35131	47
FF35136	47
FF35148	53
FF35190	51
FF35200	51
FF35210	53
FF35301	41, 52
FF35302	41, 52
FF35700	41, 52
FF35710	51
FF35730	52
FF35740	51
FF35750	41
FF35751	41
FF40056	52
FF40150	41
FF40165	43
FF40220	43, 45
FF40400	45, 47
FF44030	49
FF44040	49
FF44050	49
FF44060	49
FF44070	49
FF44080	49
FF44090	49
FF44100	49
FF44110	49
FF44120	49
FF44130	49
FF44140	49
FF44150	49
FF44160	49
FF44170	49
FF44180	49
FF44200	49
FF44220	49
FF44250	49
FF44300	49
FF44620	49
FF44630	49
FF44640	49
FF44650	49
FF44660	49
FF44670	49
FF44680	49
FF44690	49
FF44700	49
FF44710	49
FF44720	49
FF44730	49

Table of Contents

Numerical

No.	Page
FF44806	48
FF44808	48
FF44810	48
FF44812	48
FF44814	48
FF44815	48
FF44815	51
FF44816	48
FF44818	48
FF44820	48, 51
FF44822	48
FF44824	48
FF44825	48
FF44826	48
FF44828	48
FF44830	48
FF44832	48
FF44835	48
FF44836	48
FF44838	48
FF44840	48
FF44842	48
FF44845	48
FF44850	48
FF44855	48
FF44860	48
FF44865	48
FF44867	48
FF50007	51
FF50008	51
FF55131	52
FF55201	52
FF55374	53
FF55388	53
FF55447	53
FF55448	53
FF60150	41
H	
H96591	195
R	
R2301500	59
R2403200	58
R2403200	58
R2403300	58
R2403300	58
R2403400	58
R2403500	58
R6112500	191
R6112500	193
V	
V12102000	192
V12110016	192

No.	Page	No.	Page	No.	Page	No.	Page	No.	Page

Abbreviations

Abbreviation	Description
A/S	Acetylene / Oxygen
ABS	Acrylonitrile-Butadiene-Styrene
ADR	Accord européen relatif au transport international des merchandises dangereuses par route (french)
AG	Silver
AL	Aluminium
AMS	Acetylen-Maxigas-Oxygen
AS	Non-slip
B	Petrol, Gas
BGV	Trade Associations Occupational Health and Safety Regulations
BSP	British Standard Pipe, Standard Withworth Thread as per DIN ISO 228
BSPP	British Standard Pipe Parallel Thread, Cylindrical Pipe Thread
BSPT	British Standard Taper Pipe Thread
BSR	Band Saw Pipe
BSW	British Standard Whithworth
BTU	British Thermal Unit
CE	European Community
CEN	European Committee for Standardization
CFC	Chlorofluorocarbons
CFM	Cubic Feet per Minute
CFT	Constant Force Technology
CL	Channel Lock
CNC	Computerized Numerical Control
CU	Copper
DK	Pressure Class
DN	Diameter Nominal
DVGW	German Association for Gas & Water Applications
DVS	German Association for Welding
EAN	European Article Number
EPT	Enclosed Power Transmission
FE	Iron
FS	Guide Hose
GW	Gas / Water
HCFC	Hydrochlorofluorocarbons
HD	High Pressure
HFC	Hydrofluorocarbons
HFCKW	Virgin Hydro Chlorofluorocarbons
HFKW	Virgin Hydroflurocarbons
HM	Carbide
HRC	High Speed Steel
HSS	High Speed Steel, Schnellarbeitsstahl
HZ	Hertz
IP	International Protection
ISO	International Organization for Standardization
Kcal	Kilocalorie
KSO	Capillary Gap Optimizer
L	Large
LCD	Liquid Crystal Display

Abbreviation	Description
LED	Light Emitting Diode
MIM	Metal Injection Molding
MPa	Megapascals
MS	Brass
MSR	Multi-layered Composite Pipe
NM	Newton Metre
NPT	National Pipe Thread (Standard US)
PB	Polybutylene
PD	Power Driver
PD-E	Power Drive-Electronic
PE	Polyethylene
PEX	Cross-linked Polyethylene
PL	Plastic
PP	Polypropylene
PS	Professional
PSI	Pound-Force per Square Inch
PVC	Polyvinyl Chloride
PVDF	Polyvinylidene Fluoride
RC	RODIACUT
SAE	Society of Automotive Engineers
SD-Card	Secure Digital-memory Card
SDR	Standard Dimension Ratio
SMK	Spiral with Plastic Core
SML	Super Metal Delivery Program
SP	Standard Plier
SP	Special Performance
SPK	Standard Plastic Plier
SS	Quick Cut
SW	Spanner Size
TC	Tube Cutter
TFT	Thin-film Transistor
TiN	Titanium Nitride Coating
TPI	Bits per Inch
TRGI	Technical Guidelines for Gas Installations
TRWI	Technical Guidelines for Water Installations
TÜV	Technical Inspection Association
UKS	Obital Circular Saw
UNC	Unified Coarse Threads
UNF	Unified Fine Thread
VA (Stahl)	Stainless Steel, Corrosion Resistant Steel
VCR	Video Cassette Recording
VDE	Registered Association of the Electrical, Electronic and Information Technology
VPE	Packaging Unit
WG	Hot Gas
ZN	Zinc
ZPZ	Bits per Inch
ZVSHK	German Central Association Plumbing, Heating and Air Conditioning

Table of Contents

Pictograms

Power supply

- AC 230 V
- AC 115 V
- AC 110 V
- Three-phase current 400 V
- Battery-powered
- Cable length 5 m
- Battery + AC operation possible
- Battery operation
- Battery charger

Working process

- Can be used overhead
- Can be used in confined spaces
- Suitable for tight spaces
- Basic soft soldering up to 450 °C
- Hot brazing 450 ° - 1100 °C
- Max autogen welding 1100 °C
- Fast cut
- No deformation from use
- Dry drilling
- Wet drilling
- Up to 50% time-saving
- Portable operation
- 360° rotatable
- Fine adjustment of the flame

Product features

- Ergonomic design
- Meets DIN standards
- VDE approved
- Handy
- Environmentally friendly
- Impact protection
- Shock absorption
- Sturdy casing
- Constant pressure control
- Propane control
- Oxygen control
- Acetylene control
- Economy valve
- Pressure hose ball valve
- Pressure hose length 1.5 m
- Pressure hose length 2.5 m
- Blowback prevention
- Piezo ignition
- Bayonet coupling
- Push lock
- Thread lock
- On / off switch
- Emergency stop switch
- Lock button
- LED display
- Inspection window
- Pressure gauge display adjustable
- Pressure gauge class 1 - 6
- Pressure gauge 63 mm
- Pressure gauge 80 mm
- Scale range max. 5 kg
- Scale range max. 50 kg
- Scale range max. 110 kg
- Scale range max. 120 kg
- Measuring accuracy up to 1 g
- Measuring accuracy up to 10 g
- Filling supports
- Counter display
- Balance point in handle
- Transport case
- Heed safety warning
- Heed industrial safety
- Don't sharpen
- With USB connection
- With video function
- With photo function
- Memory card
- WiFi

ROTHENBERGER Enclosed Power Transmision

The **EPT®-Technology (Enclosed Power Transmission)** of the expander head offers the following technical benefits:

Concealed bent lever:
Protection against dirt and external mechanical damage

Energy efficient through optimised force transmission:
Ergonomic, highly optimised force flow in relation to the hand force of the user, therefore reducing effort

ROTHENBERGER Titannitrid coating

The golden **TiN Coating (Titannitrid-coating)** of the expander head offers the following technical benefits:

High durability 2,300 HV:
Protection against abrasive wear

Lower friction value compared to steel:
Less effort

Good chemical resistance:
Good protection against corrosion

Universal wear resistance:
Long-lasting

ROTHENBERGER Constant Force Technology

The **CFT® (Constant Force Technology)** guarantees a constant axial pressing force over the entire service interval.
A very important requirement for the production of sealed press connections CFT® guarantees:

ROMAX® Compact
19-21 kN für 10,000 press cycles

ROMAX® AC ECO
32-34 kN für 10,000 press cycles

ROMAX® 3000
32-34 kN für 20,000 press cycles

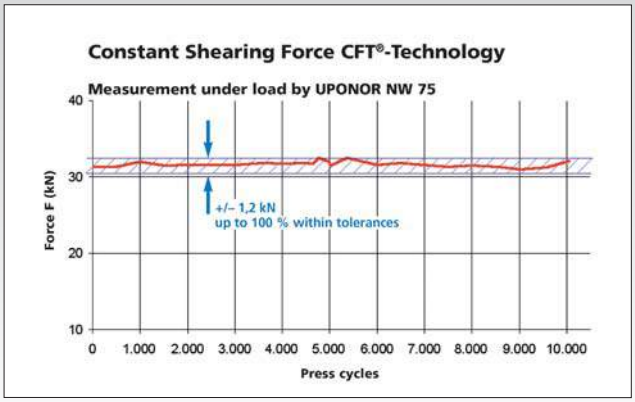

ROTHENBERGER DURAMAG® Technology

The **DURAMAG® Technology (High Tec Magnesium Body)** offers the following benefits:

- **Improved performance**
- **Higher stability with considerably lower weight**

DURA = Durable MAG = Magnesium

Packaging units: 1 (12) = 1 Display, Content 12 pieces 1/12 = packaging units 1 pieces oder 12 pieces

Notes

Notes

ROTHENBERGER

Imprint

This catalogue is a publication of
ROTHENBERGER Werkzeuge GmbH
Industriestraße 7
D-65779 Kelkheim / Germany
Telephone + 49 (0) 61 95 / 800-1
Fax + 49 (0) 61 95 / 800 - 84 00
info@rothenberger.com
Registration Office Königstein / Taunus HRB 2732

Very great care was taken while compiling this catalogue and reproduction of the product information. It is nevertheless not possible to completely exclude the possibility of error. For this reason ROTHENBERGER cannot accept any liability for any errors which may have arisen despite careful checking.

The design, compilations, performance data, features, dimensions and weight of products can alter as a result of further technical developments and adaptation of our products to the requirements and wishes of our customers, without any duty on our part to announce this in advance.

We are not obliged to alter already delivered products to match these new developments. We also reserve the right to remove articles from our product programme.

This catalogue invalidates all previous versions.
Standard specifications are non-binding.

The operating instructions and suggestions for use and safety are non-binding and do not in any way replace legal or other regulations, such as employer's liability insurance association regulations, in the respective countries.

No part of this catalogue may be reproduced in any way whether by reprinting, photocopying, putting onto microfilm or any other process, or be converted into a machine-readable language or stored in any electronic systems and processed there without prior written permission from ROTHENBERGER Werkzeuge GmbH.
It is not permitted to make any changes and additions to the catalogue.
We reserve all rights for all countries.

© 2013 ROTHENBERGER Werkzeuge GmbH, Germany

ROTHENBERGER Worldwide

Australia
ROTHENBERGER Australia Pty Ltd
Unit 6, 13 Hoyle Avenue
Castle Hill • NSW 2154
Tel. + 61 2 / 98 99 75 77 • Fax + 61 2 / 98 99 76 77
rothenberger@rothenberger.com.au
www.rothenberger.com.au

Austria
ROTHENBERGER Werkzeuge- und Maschinen
Handelsgesellschaft m.b.H.
Gewerbeparkstraße 9 • A-5081 Anif
Tel. + 43 62 46 / 7 20 91-45 • Fax + 43 62 46 / 7 20 91 -13
office@rothenberger.at
www.rothenberger.at

Belgium
ROTHENBERGER Benelux b.v.b.a.
Antwerpsesteenweg 59 • B-2630 Aartselaar
Tel. + 32 3 / 8 77 22 77 • Fax + 32 3 / 8 77 03 94
info@rothenberger.be
www.rothenberger.be

Brazil
ROTHENBERGER do Brasil LTDA
Av. Fagundes de Oliveira, 538 - Galpão A4
09950-300 - Diadema / SP - Brasil
Tel. + 55 11 / 4044-4748 • Fax + 55 11 / 4044-5051
spacente@rothenberger.com.br
www.rothenberger.com.br

Bulgaria
ROTHENBERGER Bulgaria GmbH
Boul. Sitnjakovo 79 • BG-1111 Sofia
Tel. + 35 9 / 2 9 46 14 59 • Fax + 35 9 / 2 9 46 12 05
info@rothenberger.bg
www.rothenberger.bg

China
ROTHENBERGER Pipe Tool (Shanghai) Co., Ltd.
D-4, No. 195 Qianpu Road, East New Area of Songjiang
Industrial Zone, Shanghai 201611, China
Tel. + 86 21 / 67 60 20 61 • + 86 21 / 67 60 20 67
Fax + 86 21 / 67 60 20 63
office@rothenberger.cn

Czech Republic
ROTHENBERGER CZ
Prumyslova 1306/7, 102 00 Praha 10
Tel. + 420 271 730 183 • Fax + 420 267 310 187
prodej@rothenberger.cz
www.rothenberger.cz

Denmark
ROTHENBERGER Scandinavia A/S
Smedevænget 8 • DK-9560 Hadsund
Tel. + 45 98 / 15 75 66 • Fax + 45 98 / 15 68 23
roscan@rothenberger.dk

France
ROTHENBERGER France S.A.
24, rue des Drapiers, BP 45033 • F-57071 Metz Cedex 3
Tel. + 33 3 / 87 74 92 92 • Fax + 33 3 / 87 74 94 03
info-fr@rothenberger.com
www.rothenberger.fr

Germany
ROTHENBERGER Deutschland GmbH
Industriestraße 7 • 65779 Kelkheim/Germany
Tel. + 49 6195 / 800 81 00 • + 49 6195 / 800 37 39
verkauf-deutschland@rothenberger.com
www.rothenberger.com

ROTHENBERGER Werkzeuge Produktion GmbH
Lilienthalstraße 71 - 87 • D-37235 Hessisch-Lichtenau
Tel. + 49 56 02 / 93 94 - 0 • Fax + 49 56 02 / 93 94 36

Greece
ROTHENBERGER Hellas S.A.
Agias Kyriakis 45 • 17564 Paleo Faliro • Greece
Tel. +30 210 94 02 049 • +30 210 94 07 302 / 3
Fax +30 210 94 07 322
ro-he@otenet.gr
www.rothenberger.com

Hungary
ROTHENBERGER Hungary Kft.
Gubacsi út 26 • H-1097 Budapest
Tel. + 36 1 / 3 47 - 50 40 • Fax + 36 1 / 3 47 - 50 59
info@rothenberger.hu
www.rothenberger.hu

India
ROTHENBERGER India Pvt. Ltd
Plot No 17, Sector - 37, Pace city-I
Gurgaon, Haryana - 122 001, India
Tel. 91124-4618900 • Fax 91124-4019471
contactus@rothenbergerindia.com
www.rothenberger.com

Italy
ROTHENBERGER Italiana s.r.l.
Via G. Reiss Romoli 17 - 19 • I-20019 Settimo Milanese
Tel. + 39 02 / 33 50 601 • Fax + 39 02 / 33 50 0151
info@rothenberger.it
www.rothenberger.it

Netherlands
ROTHENBERGER Nederland bv
Postbus 45 • NL-5120 AA Rijen
Tel. + 31 1 61 / 29 35 79 • Fax + 31 1 61 / 29 39 08
info@rothenberger.nl
www.rothenberger.nl

Poland
ROTHENBERGER Polska Sp. z o.o.
Ul. Annopol 4A • Budynek C • PL-03-236 Warszawa
Tel. + 48 22 / 2 13 59 00 • Fax + 48 22 / 2 13 59 01
biuro@rothenberger.pl
www.rothenberger.pl

Russia
ROTHENBERGER Russia
Avtosavodskaya str. 25
115280 Moscow, Russia
Tel. + 7 495 / 792 59 44 • Fax + 7 495 / 792 59 46
info@rothenberger.ru
www.rothenberger.ru

South Africa
ROTHENBERGER-TOOLS SA (PTY) Ltd.
P.O. Box 4360 • Edenvale 1610
165 Vanderbijl Street, Meadowdale Germiston
Gauteng (Johannesburg), South Africa
Tel. + 27 11 / 3 72 96 31 • Fax + 27 11 / 3 72 96 32
info@rothenberger.co.za
www.rothenberger.co.za

Spain
ROTHENBERGER S.A.
Ctra. Durango-Elorrio, Km 2 • E-48220 Abadiano (Vizcaya)
(P.O. Box) 117 • E-48200 Durango (Vizcaya)
Tel. + 34 94 / 6 21 01 00 • Fax + 34 94 / 6 21 01 31
export@rothenberger.es
www.rothenberger.es

Sweden
ROTHENBERGER Sweden AB
Hemvärnsgatan 22 • S-171 54 Solna, Sverige
Tel. + 46 8 / 54 60 23 00 • Fax + 46 8 / 54 60 23 01
roswe@rothenberger.se
www.rothenberger.se

Switzerland
ROTHENBERGER (Schweiz) AG
Herostr. 9 • CH-8048 Zürich
Tel. + 41 44 / 435 30 30 • Fax + 41 44 / 401 06 08
info@rothenberger-werkzeuge.ch

Turkey
ROTHENBERGER TÜRKİYE
ROTHENBERGER Center, Barboros Bulvarı No:9
TR- 34775 Şerifali / Ümraniye İstanbul
Tel: + 90 216 449 24 85 • Fax: + 90 216 449 24 87
rothenberger@rothenberger.com.tr • www.rothenberger.com.tr

UAE
ROTHENBERGER Middle East FZCO
PO Box 261190 • Jebel Ali Free Zone
Dubai, United Arab Emirates
Tel. + 971 / 48 83 97 77 • Fax + 971 / 48 83 97 57
office@rothenberger.ae

ROTHENBERGER EQUIPMENT TRADING & SERVICES LLC
PO Box 91208 • Mussafah Industrial Area
Abu Dhabi, United Arab Emirates
Tel. + 971 / 25 50 01 54 • Fax + 971 / 25 50 01 53
uaesales@rothenberger.ae

UK
ROTHENBERGER UK Limited
2, Kingsthorne Park, Henson Way
Kettering • GB-Northants NN16 8PX
Tel. + 44 15 36 / 31 03 00 • Fax + 44 15 36 / 31 06 00
info@rothenberger.co.uk

USA
ROTHENBERGER USA L.L.C.
7130 Clinton Road • Loves Park, IL 61111, USA
Tel. + 1 / 80 05 45 76 98 • Fax + 1 / 81 56 33 08 79
pipetools@rothenberger-usa.com
www.rothenberger-usa.com

www.rothenberger.com

ROTHENBERGER Werkzeuge GmbH
Industriestraße 7
D-65779 Kelkheim/Germany
Telefon + 49 (0) 6195 / 800 - 0
Telefax + 49 (0) 6195 / 800 - 3500
info@rothenberger.com

4100000071/12.15/D/16/M&Ö/WVD

www.rothenberger.com