


HÜRNER






Plastic Welding Technology

Plastic Welding Technology

Creating the future today

HÜRNER
SCHWEISSTECHNIK

 tel: 02 / 60 10 37 18
tel: 02 / 60 10 37 19
 Fax: 02 / 60 10 37 20
 ant@ant.sk



– Always striving for success

Corporate milestones

1976 – Today’s headquarters of **HÜRNER** Schweisstechnik LLC is a manufacturing plant run by the **HÜRNER** LLC where they set up a “Measuring, Control, and Regulation Division,” or, from its German name, “MSR” for short. MSR starts up as a master control panel manufacturer, but they pioneer in German plastic jointing technology as well, developing the ancestor of today’s HST 300 Line, the product line that is one of the current benchmarks of heater-coil electrofusion welding technology.

2000 – After a turbulent time in the 1990s, what used to be MSR is revamped to become **HÜRNER** Schweisstechnik LLC. The newly founded company immediately focuses on becoming a “full-range” plastic jointing technology provider, adding associated product lines to complete the offering. Development and manufacture units for engineering plastics and fluid mechanics are set up, and along with electrofusion welding, butt welding enters the portfolio.

2002 – After a successful process of emancipation from the previous corporate and group structures, **HÜRNER** Schweisstechnik continues as a legally and operatively fully independent company, managed by the Directors still serving today, Dipl.-Phys. Heinz Ladstätter and Dipl.-Ing. Michael Lenz. **HÜRNER** Schweisstechnik goes increasingly international and rapidly builds a reputation of reliable serial production and many customized solutions.

2005 – At this point, a full-fledged research and development department operates at **HÜRNER** Schweisstechnik, with several engineers and technicians, and

their first in-house development from scratch is an infrared welding system rated O.D. 110mm. The company thereby successfully ventures into another new segment: industrial manufacture. Further developments for this market are to follow.

2006 – **HÜRNER** Schweisstechnik purchases the plant in which it has been headquartered, approx. 2000 sq. meters of manufacture and back-office buildings.

2007 – Among the many providers around the world, **HÜRNER** Schweisstechnik is the first to offer welding and traceability data recording for manual butt-welding systems. What has become common usage for electrofusion welding, is available for butt welding thanks to the *WeldControl* Line.

2008 – The successful strategy adopted for infrared welding showcases again in fluid mechanics: high-spec developments partnering up with leading players of this industry. Cooperating with one of the heavyweights of occupational safety technology, **HÜRNER** Schweisstechnik implements the total revamping, extension, and technical updating according to ATEX requirements of a line of air extraction units for cabinets for hazardous substances: from simple positive extraction to monitored, controlled, and filtered exhaust air removal.

2010 – **HÜRNER** Schweisstechnik adds another area of specialization to the portfolio: workshop systems. The first in-house developments are welding machines rated up to 400mm. Another segment of the market in which the future is already at hand.



A Brand that Speaks Knowing-what and Knowing-how

HÜRNER Schweisstechnik is not only a name for innovation, performance, customer focus, and operating safety, it is also a powerful network of partners around the world with a host of qualifications. **HÜRNER** products are used everywhere on the planet, and for good reasons too: they bring you state-of-the-art technology along with reliable service.

Besides our well-proven heater-coil electrofusion systems, we offer innovative butt-welding systems for buried pipeline applications as well as high-tech solutions in infrared welding for the semiconductor and the food industries. Our electrofusion systems are not afraid of even the largest pipe sizes, and our CNC and manual butt-welding machines fit every pipe from O.D. 32 to 1200/1600mm. Whatever has the **HÜRNER** label on the box, has automatic data logging inside the box, either

in the welding system itself or in an add-on report generation unit that can be used with our own and third-party systems. Our comprehensive product offering for everything pipe-related is rounded off by data transfer and data management solutions for pipeline network management and the traceability of every single welded joint. Furthermore, we are the partner to turn to when it comes to the manufacture of air extraction and monitoring systems and engineering plastics.

A medium-sized business growing on the domestic and the international market, we do not only rely on a dependable team of high-class engineers, electrotechnicians, and skilled workers. We also offer adolescents qualified apprenticeships and vocational trainings, for us to continue to be a successful operation in the future.

Table of Contents

Butt-welding Technology	- 4 -	Workshop Technology	- 60 -
Electrofusion Welders	- 36 -	Exhaust Air Monitoring	- 66 -
Accessories & Tools	- 46 -	R & D	- 72 -
Software and Data Transfer	- 56 -	DirectService	- 74 -

Precision down to the smallest detail



HÜRNER Butt-welding Technology means perfect butt welding on worksites and in ditches. From 40mm through 1400/1600mm, the comprehensive product lines leave nothing to be desired, whatever the intended application: manual, semi-automated and fully automated **CNC ECO** machines, with automatic, ISO-compliant data logging are available for any nominal dimension.

Besides the CNC machines of the **ECO** Line (for *Easy Control Operation*), the in-house developed **WeldControl** systems

have revolutionized manual, hydraulic plastic jointing. They achieve reproducible welding joints of a quality that was forever unmatched when using traditional welding machines.

The butt-welding machines **CNC ECO** and **CNC ECO+** produce CNC-controlled PE, PP, and PVDF pipe joints of diameters 40mm through 1400/1600mm. Both component traceability data and welding-related pipe parameters can be selected in intuitive menus.

Table of Contents Butt-welding Technology

HÜRNER CNC ECO Line	160/200/250/315	- 6 -
HÜRNER WeldControl Line	160/200/250/315	- 8 -
HÜRNER Manual Line	160/200/250/315	- 10 -
Part numbers	160/200/250/315	- 12 -
HÜRNER CNC ECO Line	355/500/630	- 16 -
HÜRNER WeldControl Line	355/500/630	- 18 -
HÜRNER Manual Line	355/500/630	- 20 -
Part numbers	355/500/630	- 22 -
HÜRNER CNC ECO Line	800/1000/1200/1400	- 26 -
HÜRNER WeldControl Line	800/1000/1200/1400	- 28 -
HÜRNER Manual Line	800/1000/1200/1400	- 30 -
Part numbers	800/1000/1200/1400	- 32 -
SPG2000 (Basic) Report Generation Unit		- 25 -

Easy control quality

HÜRNER Butt-welding Technology for Worksite Applications



The **HÜRNER CNC ECO** functions

Automatic data logging	10000
Data input	Transponder (optional bar code reader pen or scanner), manual through an alphanumeric keypad
Welding monitoring system	Welding pressure, welding time, ambient temperature, input voltage, memory control, device temperature, service indicator ⁽¹⁾ , heating element temperature, carriage distance sensing ⁽¹⁾
Traceability pursuant to ISO 12176-2/4	Commission number, 32 characters alphanumeric, ISO-compliant welder code, HÜRNER welder code, 1 st additional data (user-determined), 20 characters alphanumeric, 2 nd additional data (user-determined), 15 characters alphanumeric, ISO data ⁽¹⁾ : fitting code, 1 st and 2 nd pipe code, pipe length, weather details, joint number ⁽¹⁾ , installing company ⁽¹⁾ , inventory number ⁽¹⁾
Welding standard	DVS, WIS, SEDIGAS, UNI and other standards upon request

Data output	USB A to transfer welding data to a USB printer or USB memory stick, USB B to directly transfer welding data onto a PC with HÜRNER database system (DataWork), PDF format
Display	LED backlit display (4 rows x 20 characters), 8 mm font size, welding diagram with progress LED's
Certification/Quality/Ingress protection	CE, ISO 9001:2008, IP54 (IP64 optional), WEEE Reg. No. DE 74849106, RoHS-compliant
Languages	DE, EN, FR, BG, CS, ZH, NL, FI, GR, IT, NO, RO, SK, TR, RU, others upon request
Battery operation	Emergency power supply during the cooling phase (optional)
System settings	Automode, manual welding parameter input
Manufacturer warranty	12 months

⁽¹⁾ - Only on **CNC ECO** + machines

High-spec and durable CNC welding machine with heating element for butt welding of pipes and fittings made of PP, PE, and PVDF, for worksite and in-ditch applications rated 40 - 315 mm with various nominal sizes.

The machine ships with a totally sealed CNC hydraulic controller of rated ingress protection IP54, for operating pressures of up to 130 bar. Both the heating element and the facing tool are connected to the CNC hydraulic controller.

From the CNC hydraulic controller itself to the option to enter traceability data under the most recent ISO standard, taking in a fully self-monitoring welding process along the way, everything in a **HÜRNER CNC ECO** machine is designed to deliver maximum results for optimum effort at top-level user-friendliness. The **ECO+** model versions of the series ship with **HDC – Hürner Distance Control** – for utmost accuracy of the welding process. This carriage movement monitor reliably senses if the pipes are properly faced and their alignment is within tolerance, if the bead forms correctly, and if the distance the carriage travels

during fusion is as expected, which is the key indicator of joint quality.

Both component traceability data and pipe material, size, and wall thickness as well as SDR ratios can be selected in intuitive menus or entered by reading and decoding them automatically from a bar code. Of course, this is also true of welding processes with the **ECO+** model versions, using pipe codes. Welding process are performed and monitored automatically and recorded to the internal memory by the **CNC ECO** Line machines. Two interfaces – three destinations: all **HÜRNER CNC ECO** machines feature two USB interfaces that enable data transfer to various destinations, to a USB stick, a USB-compatible printer or to a PC with **HÜRNER**'s database management software DataWork.

From version **ECO 2.0**, all CNC machines are available with the option of a transponder operator identification system, PDF format reports, and battery operation during the cooling phase.

All components ship under **HÜRNER**'s manufacturer warranty!

Technical specifications	160 mm	200 mm	250 mm	315 mm
Operating range	40 - 160 mm	63 - 200 mm	(63) ⁽²⁾ /75 - 250 mm	90 - 315 mm
Power supply	230 V, 50 Hz, 1P+N+PE	230 V, 50 Hz, 1P+N+PE	230 V, 50 Hz, 1P+N+PE	230 V, 50 Hz, 1P+N+PE
Rated power	3.24 kW	3.98 kW	4.24 kW	4.74 kW
Overall weight of machine	81 kg	92 kg	126 kg	180 kg
Working temperature	170 - 280 °C	170 - 280 °C	170 - 280 °C	170 - 280 °C
Ambient temperature	-5 - + 50 °C	-5 - + 50 °C	-5 - + 50 °C	-5 - + 50 °C
Overall cylinder section	2.498 cm ²	3.52 cm ²	5.105 cm ²	5.890 cm ²
Operating pressure range	0 - 130 bar	0 - 130 bar	0 - 130 bar	0 - 130 bar
Materials	PE, PP, PVDF	PE, PP, PVDF	PE, PP, PVDF	PE, PP, PVDF
Reducer inserts	40, 50, 63, 75, 90, 110, 125, 140	63, 75, 90, 110, 125, 140, 160, 180	63 ⁽²⁾ , 75, 90, 110, 125, 140, 160, 180, 200, 225 welding neck support jumping heating plate	90, 110, 125, 140, 160, 180, 200, 225, 250, 280 welding neck support jumping heating plate
4th clamp removable	–	–	✓	✓
CNC hydraulic controller	✓	✓	✓	✓
Basic machine	✓	✓	✓	✓
Facing tool with microswitch	✓	✓	✓	✓
Heating element PTFE-coated	✓	✓	✓	✓
Carrying case	✓	✓	✓	✓
HÜRNER transport box for reducers and machine	✓ ⁽²⁾	✓ ⁽²⁾	✓ ⁽²⁾	✓ ⁽²⁾

⁽²⁾ - Optional



The HÜRNER *WeldControl* functions

Automatic Data logging	1000
Data input	Barcode reader pen, scanner (optional), manual through an alphanumeric keypad, transponder (optional)
Welding monitoring system	Welding pressure, welding time, ambient temperature, memory control, device temperature, heating element temperature
Traceability pursuant to ISO 12176-2/4	Commission number, 32 characters alphanumeric, ISO-compliant welder code, HÜRNER welder code. 1 st additional data (user-determined), 20 characters alphanumeric 2 nd additional data (user-determined), 15 characters alphanumeric, ISO data: fitting code, 1 st and 2 nd pipe code, pipe length, weather details, joint number, installing company, inventory number
Welding standard	DVS, WIS, SEDIGAS, UNI and other standards upon request
Data output	USB A to transfer welding data to a USB printer or USB memory stick, USB B to directly transfer welding data onto a PC with HÜRNER database system (DataWork)

Display	LED backlit display (4 rows x 20 characters), 5 mm font size, welding diagram with progress LED's
Certification/Quality/Ingress protection	CE, ISO 9001:2008, IP54 (IP64 optional), WEEE Reg. No. DE 74849106, RoHS-compliant
Languages	DE, EN, FR, BG, CS, ZH, NL, FI, GR, IT, NO, RO, SK, TR, RU, others upon request
Battery operation	Emergency power supply during the cooling phase (optional)
System settings	Automode, manual welding parameter input, pressure gauge function
Hydraulic	Only one power supply required Automatic heating plate temperature setting to national standards Hydraulics packaged in a sealed sheet metal case with a total weight of only 19.5kg Max. pressure: 130 bar
Manufacturer warranty	12 months

High-spec and durable semi-automated welding machine with heating element for butt welding of pipes and fittings made of PP, PE, and PVDF, for worksite and in-ditch applications, rated 40 - 315 mm with various nominal sizes.

The machine ships with a totally sealed *WeldControl* hydraulic controller of rated ingress protection IP54, for operating pressures of up to 130 bar. Both the heating element and the facing tool are connected to the *WeldControl* hydraulic controller, which means that no additional distribution box is needed. The *WeldControl* system combines manual butt welding, automatic heating element temperature control, and ISO-compliant report generation into one single unit weighing only 19.5 kg.

Component traceability data, pipe material, size, and wall thickness/SDR can all be selected in very intuitive user menus. The

WeldControl system computes all welding pressures and welding times in compliance with various national standards (e.g., DVS, WIS, UNI, etc.), and monitors and displays them on the screen for the welder's attention. Data transfer is possible via two USB interfaces.

The 4th clamp of the of the 160 mm, 250 mm and the 315 mm basic machine frame can be removed by simply loosening three bolts, in order to joint components at spots that are hard to reach or to work with tees and other fittings.

The facing tool with an integrated micro-safety switch is driven via a chain by a high-quality drive unit. The precision heating element ships with an extraordinarily robust anti-stick coating.

All components ship under HÜRNER's manufacturer warranty!

Technical specifications	160 mm	200 mm	250 mm	315 mm
Operating range	40 - 160 mm	63 - 200 mm	(63) ⁽²⁾ / 75 - 250	90 - 315 mm
Power supply	230 V, 50 Hz, 1P+N+PE	230 V, 50 Hz, 1P+N+PE	230 V, 50 Hz, 1P+N+PE	230 V, 50 Hz, 1P+N+PE
Rated power	1.82 kW	3.20 kW	3.54 kW	3.64 kW
Overall weight of machine	61 kg	72 kg	106 kg	160 kg
Working temperature	170 - 280 °C	170 - 280 °C	170 - 280 °C	170 - 280 °C
Ambient temperature	-5 - + 50 °C	-5 - + 50 °C	-5 - + 50 °C	-5 - + 50 °C
Overall cylinder section	2.498 cm ²	3.52 cm ²	5.105 cm ²	5.890 cm ²
Operating pressure range	0 - 130 bar	0 - 130 bar	0 - 130 bar	0 - 130 bar
Materials	PE, PP, PVDF	PE, PP, PVDF	PE, PP, PVDF	PE, PP, PVDF
Reducer inserts	40, 50, 63, 75, 90, 110, 125, 140	63, 75, 90, 110, 125, 140, 160, 180	63 ⁽²⁾ , 75, 90, 110, 125, 140, 160, 180, 200, 225 welding neck support jumping heating plate	90, 110, 125, 140, 160, 180, 200, 225, 250, 280 welding neck support jumping heating plate
4th clamp removable	✓	–	✓	✓
WeldControl hydraulics	✓	✓	✓	✓
Basic machine	✓	✓	✓	✓
Facing tool with microswitch	✓	✓	✓	✓
Heating element PTFE coated	✓	✓	✓	✓
Carrying case	✓	✓	✓	✓
HÜRNER transport box for reducers and machine	✓ ⁽²⁾	✓ ⁽²⁾	✓ ⁽²⁾	✓ ⁽²⁾

⁽²⁾ - Optional

160/200/250/315



The **HÜRNER Manual** functions

Welding monitoring system	Heating element temperature
Display	7-Segment display, 10mm font size
Certification / Quality / Ingress Protection	CE, ISO 9001:2008, IP54 (IP64 optional), WEEE Reg. No. DE 74849106, RoHS-compliant
Hydraulic	<p>Only one power supply required Digital heating element temperature control adjustable on the hydraulic unit Hydraulics packaged in a sealed sheet metal case with a total weight of only 19.5 kg Max pressure: 130 bar Precise, maintenance free pressure display of the welding pressure Hydraulics with SPG2000 Data Logger</p> <ul style="list-style-type: none"> • 160 bar pressure sensor with the hydraulic block unit • Data logger attached with an industrial strength bracket suitable for construction site use • Pressure and temperature connections with very short cables directly from the hydraulic unit • Data logger power supplied directly from hydraulic unit power socket
Manufacturer warranty	12 months

High-spec and durable manually operated welding machine with heating element for butt welding of pipes and fittings made of PP, PE, and PVDF, for worksite and in-ditch applications, rated 40 - 315mm with various nominal sizes.

The machine ships with a totally sealed hydraulic controller of rated ingress protection IP54, for operating pressures of up to 130bar, with digital heating element temperature control. Both the heating element and the facing tool are connected to the hydraulic controller, which means that no additional distribution box is needed.

The 4th clamp of the 160mm, 250mm and the 315mm basic ma-

chine frame can be removed by simply loosening three bolts, in order to joint components at spots that are hard to reach or to work with tees and other fittings.

The facing tool with an integrated micro-safety switch is driven via a chain by a high-quality drive unit. The precision heating element ships with an extraordinarily robust anti-stick coating.

All Manual butt-welding machines can be upgraded easily with the **SPG2000** or **SPG2000 Basic** unit for displaying, monitoring and recording welding parameters (see detailed description on page 25).

All components ship under **HÜRNER's** manufacturer warranty!

Technical specifications	160 mm	200 mm	250 mm	315 mm
Operating range	40 - 160 mm	63 - 200 mm	(63) ⁽²⁾ / 75 - 250 mm	90 - 315 mm
Power supply	230 V, 50 Hz, 1P+N+PE	230 V, 50 Hz, 1P+N+PE	230 V, 50 Hz, 1P+N+PE	230 V, 50 Hz, 1P+N+PE
Rated power	1.82 kW	3.20 kW	3.54 kW	3.64 kW
Overall weight of machine	61 kg	72 kg	106 kg	160 kg
Working temperature	170 - 280 °C	170 - 280 °C	170 - 280 °C	170 - 280 °C
Ambient temperature	-5 - + 50 °C	-5 - + 50 °C	-5 - + 50 °C	-5 - + 50 °C
Overall cylinder section	2.498 cm ²	3.52 cm ²	5.105 cm ²	5.890 cm ²
Operating pressure range	0 - 130 bar	0 - 130 bar	0 - 130 bar	0 - 130 bar
Materials	PE, PP, PVDF	PE, PP, PVDF	PE, PP, PVDF	PE, PP, PVDF
Reducer inserts	40, 50, 63, 75, 90, 110, 125, 140	63, 75, 90, 110, 125, 140, 160, 180	63 ⁽²⁾ , 75, 90, 110, 125, 140, 160, 180, 200, 225 welding neck support jumping heating plate	90, 110, 125, 140, 160, 180, 200, 225, 250, 280 welding neck support jumping heating plate
4th clamp removable	✓	–	✓	✓
Manual hydraulics	✓	✓	✓	✓
Basic machine	✓	✓	✓	✓
Facing tool with microswitch	✓	✓	✓	✓
Heating element PTFE coated	✓	✓	✓	✓
Carrying case	✓	✓	✓	✓
HÜRNER transport box for reducers and machine	✓ ⁽²⁾	✓ ⁽²⁾	✓ ⁽²⁾	✓ ⁽²⁾

⁽²⁾ - Optional

Part numbers for 160 mm model version

Description	Weight, kg	P/N	<input checked="" type="checkbox"/>
Set HÜRNER CNC 160 ECO+ incl. reducers. O.D. 40 -140mm	106,10	200-700-160	<input type="checkbox"/>
Set HÜRNER CNC 160 ECO incl. reducers. O.D. 40 - 140mm	105,10	200-701-160	<input type="checkbox"/>
Set HÜRNER 160 WeldControl incl. reducers. O.D 40 - 140mm	79,00	200-702-160	<input type="checkbox"/>
Set HÜRNER 160 Manual and SPG incl. reducers. O.D 40 - 140mm	84,00	200-703-160	<input type="checkbox"/>
Set HÜRNER 160 Manual incl. reducers. O.D 40 - 140mm	79,00	200-704-160	<input type="checkbox"/>
Hydraulic incl. CNC Control CNC ECO+, 230V, 550W	45,50	200-600-059	<input type="checkbox"/>
Hydraulic incl. CNC Control CNC ECO, 230V, 550W	45,00	200-600-056	<input type="checkbox"/>
WeldControl 2000 Hydraulic, 230V, 370W	19,50	200-617-355	<input type="checkbox"/>
Manual Hydraulic with SPG Device, 230V, 370W	19,50	200-614-315	<input type="checkbox"/>
Manual Hydraulic, 230V, 370W	19,50	200-615-315	<input type="checkbox"/>
Basic machine O.D. 160mm CNC ECO+	27,50	200-603-160	<input type="checkbox"/>
Basic machine O.D. 160mm CNC ECO	27,00	200-602-160	<input type="checkbox"/>
Basic machine O.D. 160mm WeldControl/Manual (SPG)	26,50	200-601-160	<input type="checkbox"/>
Facing tool, 230V, 450W	7,50	200-612-160	<input type="checkbox"/>
Heating element, 230V, 1000W	3,60	200-611-160	<input type="checkbox"/>
Carrying case	7,00	200-613-160	<input type="checkbox"/>
HÜRNER transport box incl. storage space for reducers	-,-	200-600-088	<input type="checkbox"/>
Reducer inserts, extra wide	Weight, kg	P/N	
O.D. 40	2,90	200-040-160	<input type="checkbox"/>
O.D. 50	2,70	200-050-160	<input type="checkbox"/>
O.D. 63	2,60	200-063-160	<input type="checkbox"/>
O.D. 75	2,50	200-075-160	<input type="checkbox"/>
O.D. 90	2,30	200-090-160	<input type="checkbox"/>
O.D. 110	2,20	200-110-160	<input type="checkbox"/>
O.D. 125	1,80	200-125-160	<input type="checkbox"/>
O.D. 140	1,50	200-140-160	<input type="checkbox"/>
Reducer set (O.D. 40 - O.D. 140)	18,50	200-000-160	<input type="checkbox"/>
Special inserts for non-standard dimensions	-,-	200-315-001	<input type="checkbox"/>



Facing tool blade

P/N 200-600-033

HÜRNER transport box

P/N 200-600-088

DataWork software

P/N 216-080-505

Part numbers for 200 mm model version

Description	Weight, kg	P/N	<input checked="" type="checkbox"/>
Set HÜRNER CNC 200 ECO+ incl. reducers. O.D. 63 - 180mm	151,00	200-700-200	<input type="checkbox"/>
Set HÜRNER CNC 200 ECO incl. reducers. O.D. 63 - 180mm	150,50	200-701-200	<input type="checkbox"/>
Set HÜRNER 200 WeldControl incl. reducers. O.D. 63 - 180mm	124,00	200-702-200	<input type="checkbox"/>
Set HÜRNER 200 Manual and SPG incl. reducers. O.D. 63 - 180mm	129,00	200-703-200	<input type="checkbox"/>
Set HÜRNER 200 Manual incl. Reducers. O.D. 63 - 180mm	124,00	200-704-200	<input type="checkbox"/>
Hydraulic incl. CNC Control CNC ECO+, 230V, 550W	45,50	200-600-059	<input type="checkbox"/>
Hydraulic incl. CNC Control CNC ECO, 230V, 550W	45,00	200-600-056	<input type="checkbox"/>
WeldControl 2000 Hydraulic, 230V, 370W	19,50	200-617-355	<input type="checkbox"/>
Manual Hydraulic with SPG Device, 230V, 370W	19,50	200-614-315	<input type="checkbox"/>
Manual Hydraulic, 230V, 370W	19,50	200-615-315	<input type="checkbox"/>
Basic machine O.D. 200mm CNC ECO +	39,00	200-603-200	<input type="checkbox"/>
Basic machine O.D. 200mm CNC ECO	38,50	200-602-200	<input type="checkbox"/>
Basic machine O.D. 200mm WeldControl/Manual (SPG)	38,00	200-601-200	<input type="checkbox"/>
Facing tool, 230V, 650W	11,00	200-612-200	<input type="checkbox"/>
Heating element, 230V, 1000W	7,70	200-611-200	<input type="checkbox"/>
Carrying case	7,40	200-613-200	<input type="checkbox"/>
HÜRNER transport box incl. storage space for reducers	-,-	200-600-089	<input type="checkbox"/>
Reducer inserts, extra wide	Weight, kg	P/N	
O.D. 63	6,60	200-063-200	<input type="checkbox"/>
O.D. 75	6,40	200-075-200	<input type="checkbox"/>
O.D. 90	6,00	200-090-200	<input type="checkbox"/>
O.D. 110	5,50	200-110-200	<input type="checkbox"/>
O.D. 125	5,00	200-125-200	<input type="checkbox"/>
O.D. 140	4,40	200-140-200	<input type="checkbox"/>
O.D. 160	3,50	200-160-200	<input type="checkbox"/>
O.D. 180	2,60	200-180-200	<input type="checkbox"/>
Reducer set (O.D. 63 - O.D. 180)	40,00	200-000-200	<input type="checkbox"/>
Special inserts for non-standard dimensions	-,-	200-315-001	<input type="checkbox"/>



Facing tool blade

P/N 200-600-038

HÜRNER-transport box

P/N 200-600-089

DataWork software

P/N 216-080-505

Part numbers for 250 mm model version

Description	Weight, kg	P/N	<input checked="" type="checkbox"/>
Set HÜRNER CNC 250 ECO+ incl. reducers. O.D. 75 - 225 mm	185,00	200-700-250	<input type="checkbox"/>
Set HÜRNER CNC 250 ECO incl. reducers. O.D. 75 - 225 mm	184,50	200-701-250	<input type="checkbox"/>
Set HÜRNER 250 WeldControl incl. reducers. O.D. 75 - 225 mm	158,00	200-702-250	<input type="checkbox"/>
Set HÜRNER 250 Manual and SPG incl. reducers. O.D. 75 - 225 mm	163,00	200-703-250	<input type="checkbox"/>
Set HÜRNER 250 Manual incl. reducers. O.D. 75 - 225 mm	158,00	200-704-250	<input type="checkbox"/>
Hydraulic incl. CNC Control CNC ECO+, 230V, 550W	45,50	200-600-059	<input type="checkbox"/>
Hydraulic incl. CNC Control CNC ECO, 230V, 550W	45,00	200-600-056	<input type="checkbox"/>
WeldControl 2000 Hydraulic, 230V, 370W	19,50	200-617-355	<input type="checkbox"/>
Manual Hydraulic with SPG Device, 230V, 370W	19,50	200-614-315	<input type="checkbox"/>
Manual Hydraulic, 230V, 370W	19,50	200-615-315	<input type="checkbox"/>
Basic machine O.D. 250 mm CNC ECO +	55,00	200-603-250	<input type="checkbox"/>
Basic machine O.D. 250 mm CNC ECO	54,50	200-602-250	<input type="checkbox"/>
Basic machine O.D. 250 mm WeldControl/Manual (SPG)	54,00	200-601-250	<input type="checkbox"/>
Facing tool, 230V, 740W	15,00	200-612-250	<input type="checkbox"/>
Heating element, 230V, 2000W	8,00	200-611-250	<input type="checkbox"/>
Carrying case	7,00	200-613-250	<input type="checkbox"/>
HÜRNER transport box incl. storage space for reducers	-,-	200-600-090	<input type="checkbox"/>
Reducer inserts, extra wide	Weight, kg	P/N	
Welding neck support	7,20	200-604-250	<input type="checkbox"/>
O.D. 75	8,40	200-075-250	<input type="checkbox"/>
O.D. 90	8,00	200-090-250	<input type="checkbox"/>
O.D. 110	7,60	200-110-250	<input type="checkbox"/>
O.D. 125	7,10	200-125-250	<input type="checkbox"/>
O.D. 140	6,90	200-140-250	<input type="checkbox"/>
O.D. 160	6,00	200-160-250	<input type="checkbox"/>
O.D. 180	5,50	200-180-250	<input type="checkbox"/>
O.D. 200	4,80	200-200-250	<input type="checkbox"/>
O.D. 225	3,70	200-225-250	<input type="checkbox"/>
Reducer set (O.D. 75 - O.D. 225)	58,00	200-000-250	<input type="checkbox"/>
Special inserts for non-standard dimensions	-,-	200-315-001	<input type="checkbox"/>



Facing tool blade

P/N 200-600-034

HÜRNER transport box

P/N 200-600-090

Jumping heating plate

P/N 200-606-250

Welding neck support

P/N 200-604-250

Part numbers for 315 mm model version

Description	Weight, kg	P/N	<input checked="" type="checkbox"/>
Set HÜRNER CNC 315 ECO+ incl. reducers. O.D. 90 - 280 mm	327,50	200-700-315	<input type="checkbox"/>
Set HÜRNER CNC 315 ECO incl. reducers. O.D. 90 - 280 mm	327,00	200-701-315	<input type="checkbox"/>
Set HÜRNER 315 WeldControl incl. reducers. O.D. 90 - 280 mm	300,50	200-702-315	<input type="checkbox"/>
Set HÜRNER 315 Manual and SPG incl. reducers. O.D. 90 - 280 mm	305,50	200-703-315	<input type="checkbox"/>
Set HÜRNER 315 Manual incl. reducers. O.D. 90 - 280 mm	299,50	200-704-315	<input type="checkbox"/>
Hydraulic incl. CNC Control CNC ECO+, 230V, 550W	45,50	200-600-059	<input type="checkbox"/>
Hydraulic incl. CNC Control CNC ECO, 230V, 550W	45,00	200-600-056	<input type="checkbox"/>
WeldControl 2000 Hydraulic, 230V, 370W	19,50	200-617-355	<input type="checkbox"/>
Manual Hydraulic with SPG Device, 230V, 370W	19,50	200-614-315	<input type="checkbox"/>
Manual Hydraulic, 230V, 370W	19,50	200-615-315	<input type="checkbox"/>
Basic machine O.D. 315 mm CNC ECO +	100,00	200-603-315	<input type="checkbox"/>
Basic machine O.D. 315 mm CNC ECO	99,50	200-602-315	<input type="checkbox"/>
Basic machine O.D. 315 mm WeldControl / Manual (SPG)	99,00	200-601-315	<input type="checkbox"/>
Facing tool, 230V, 740W	21,00	200-612-315	<input type="checkbox"/>
Heating element, 230V, 2500W	13,00	200-611-315	<input type="checkbox"/>
Carrying case	16,00	200-613-315	<input type="checkbox"/>
HÜRNER transport box incl. storage space for reducers	-,-	200-600-091	<input type="checkbox"/>
Reducer inserts, extra wide	Weight, kg	P/N	
Welding neck support	11,30	200-604-315	<input type="checkbox"/>
O.D. 90	16,00	200-090-315	<input type="checkbox"/>
O.D. 110	15,50	200-110-315	<input type="checkbox"/>
O.D. 125	15,00	200-125-315	<input type="checkbox"/>
O.D. 140	14,50	200-140-315	<input type="checkbox"/>
O.D. 160	14,00	200-160-315	<input type="checkbox"/>
O.D. 180	13,30	200-180-315	<input type="checkbox"/>
O.D. 200	12,50	200-200-315	<input type="checkbox"/>
O.D. 225	11,50	200-225-315	<input type="checkbox"/>
O.D. 250	10,50	200-250-315	<input type="checkbox"/>
O.D. 280	9,00	200-280-315	<input type="checkbox"/>
Reducer set (O.D. 90 - O.D. 280)	132,00	200-000-315	<input type="checkbox"/>
Special inserts for non-standard dimensions	-,-	200-315-001	<input type="checkbox"/>



Facing tool blade

P/N 200-600-035

HÜRNER-transport box

P/N 200-600-091

Jumping heating plate

P/N 200-606-315

Welding neck support

P/N 200-604-315



The HÜRNER CNC ECO functions

Automatic Data logging	10000
Data input	Transponder (optional bar code reader pen or scanner), manual through an alphanumeric keypad
Welding monitoring system	Welding pressure, welding time, ambient temperature, input voltage, memory control, device temperature, service indicator ⁽¹⁾ , heating element temperature, carriage distance sensing ⁽¹⁾
Traceability pursuant to ISO 12176-2/4	Commission number, 32 characters alphanumeric, ISO-compliant welder code, HÜRNER welder code. 1 st additional data (user-determined), 20 characters alphanumeric 2 nd additional data (user-determined), 15 characters alphanumeric, ISO data ⁽¹⁾ : fitting code, 1 st and 2 nd pipe code, pipe length, weather details, joint number ⁽¹⁾ , installing company ⁽¹⁾ , inventory number ⁽¹⁾
Welding standard	DVS, WIS, SEDIGAS, UNI and other standards upon request

Data output	USB A to transfer welding data to a USB printer or USB memory stick, USB B to directly transfer welding data onto a PC with HÜRNER database system (DataWork), PDF format
Display	LED backlit display (4 rows x 20 characters), 8 mm font size, welding diagram with progress LED's
Certification/Quality/Ingress protection	CE, ISO 9001:2008, IP54 (IP64 optional), WEEE Reg. No. DE 74849106, RoHS-compliant
Languages	DE, EN, FR, BG, CS, ZH, NL, FI, GR, IT, NO, RO, SK, TR, RU, others upon request
Battery operation	Emergency power supply during the cooling phase (optional)
System settings	Automode, manual welding parameter input
Manufacturer warranty	12 months

High-spec and durable CNC welding machine with heating element for butt welding of pipes and fittings made of PP, PE, and PVDF, for worksite and in-ditch applications, rated 125 - 630 mm with various nominal sizes.

The machine ships with a totally sealed CNC hydraulic controller of rated ingress protection IP54, for operating pressures of up to 160bar. Both the heating element and the facing tool are connected to the CNC hydraulic controller.

From the CNC hydraulic controller itself to the possibility to enter traceability data under the most recent ISO standard, taking in a fully self-monitoring welding process along the way, everything in a HÜRNER CNC ECO machine is designed to deliver maximum results for optimum effort at top-level user-friendliness. The ECO+ model versions of the series ship with HDC – Hürner Distance Control – for utmost accuracy of the welding process. This carriage movement monitor reliably senses if the pipes are properly faced and their alignment is within tolerance, if the bead forms correctly, and if the distance the carriage travels during fusion is as expected,

which is the key indicator of joint quality.

Both component traceability data and pipe material, size, and wall thickness as well as SDR ratios can be selected in intuitive menus or entered by reading and decoding them automatically from a bar code. Of course, this is also true of welding processes with the ECO+ model versions, using pipe codes. Welding process are performed and monitored automatically and recorded to the internal memory by the CNC ECO Line machines. Two interfaces - three destinations: all HÜRNER CNC ECO machines features two USB interfaces that enable data transfer to various destinations, to a USB stick, a USB-compatible printer or to a PC with HÜRNER's database management software DataWork.

From version ECO 2.0, all CNC-machines are available with the option of a transponder operator identification system, PDF format reports and battery operation during the cooling phase.

All components ship under HÜRNER's manufacturer warranty!

Technical specifications	355 mm	500 mm	630 mm
Operating range	125 - 355 mm	200 - 500 mm	(315) 355 - 630 mm
Power supply	230V, 50Hz, 1P+N+PE 400V, 50Hz, 3P+N+PE	400V, 50Hz, 3P+N+PE	400V, 50Hz, 3P+N+PE
Rated power	10.9 kW	8.32 kW	11.40 kW
Overall weight of machine	225 kg	352 kg	561 kg
Working temperature	170 - 280 °C	170 - 280 °C	170 - 280 °C
Ambient temperature	-5 - + 50 °C	-5 - + 50 °C	-5 - + 50 °C
Overall cylinder section	14.130 cm ²	22.384 cm ²	43.982 cm ²
Operating pressure range	0 - 160 bar	0 - 160 bar	0 - 160 bar
Materials	PE, PP, PVDF	PE, PP, PVDF	PE, PP, PVDF
Reducer inserts	125, 140, 160, 180, 200, 225, 250, 280, 315, welding neck support	200, 225, 250, 280, 315, 355, 400, 450 welding neck support	(315), 355, 400, 450, 500, 560 welding neck support
4th clamp removable	-	✓	-
CNC hydraulic controller	✓	✓	✓
Basic machine	✓	✓	✓
Facing tool with microswitch	✓	✓	✓
Heating element PTFE coated	✓	✓	✓
Carrying case	✓	✓	✓
HÜRNER transport box for reducers and machine	-	-	-

⁽¹⁾ - Only on CNC ECO + machines



The **HÜRNER WeldControl** functions

Automatic data logging	1000
Data input	Barcode reader pen, scanner (optional), manual through an alphanumeric keypad, transponder (optional)
Welding monitoring system	Welding pressure, welding time, ambient temperature, memory control, device temperature, heating element temperature
Traceability pursuant to ISO 12176-2/4	Commission number, 32 characters alphanumeric, ISO-compliant welder code, HÜRNER welder code, 1 st additional data (user-determined), 20 characters alphanumeric, 2 nd additional data (user-determined), 15 characters alphanumeric, ISO data: fitting code, 1 st and 2 nd pipe code, pipe length, weather details, joint number, installing company, inventory number
Welding standard	DVS, WIS, SEDIGAS, UNI and other standards upon request
Data output	USB A to transfer welding data to a USB printer or USB memory stick, USB B to directly transfer welding data onto a PC with HÜRNER database system (DataWork)
Display	LED backlit display (4 rows x 20 characters), 5 mm font size, welding diagram with progress LED's

Certification/Quality/Ingress protection	CE, ISO 9001:2008, IP54 (IP64 optional), WEEE Reg. No. DE 74849106, RoHS-compliant
Languages	DE, EN, FR, BG, CS, ZH, NL, FI, GR, IT, NO, RO, SK, TR, RU, others upon request
Battery operation	Emergency power supply during the cooling phase (optional)
System settings	Automode, manual welding parameter input, pressure gauge function
Hydraulic	Only one power supply required Automatic heating plate temperature setting to national standards Hydraulics packaged in a sealed sheet metal case with a total weight of only 38 kg Max. pressure: 160 bar
Manufacturer warranty	12 months

High-spec and durable semi-automated welding machine with heating element for butt welding of pipes and fittings made of PP, PE, and PVDF, for worksite and in-ditch applications, rated 125 - 630 mm with various nominal sizes.

The machine ships with a totally sealed **WeldControl** hydraulic controller of rated ingress protection IP54, for operating pressures of up to 160 bar. Both the heating element and the facing tool are connected to the **WeldControl** hydraulic controller, which means that no additional distribution box is needed.

The **WeldControl** system combines manual butt welding, automatic heating element temperature control, and ISO-compliant report generation into one single unit weighing only 38 kg.

Component traceability data, pipe material, size, and wall thickness/SDR can all be selected in very intuitive user menus. The

WeldControl system computes all welding pressures and welding times in compliance with various national standards (e.g., DVS, WIS, UNI, etc.), monitors and displays them on the screen to the welder's attention. Data transfer is possible via two USB interfaces.

The 4th clamp of the 500 mm basic machine frame can be removed by simply loosening three bolts, in order to joint components at spots that are hard to reach or to work with tees and other fittings.

The facing tool with an integrated micro-safety switch is driven via a chain by a high-quality drive unit. The precision heating element ships with an extraordinarily robust anti-stick coating.

All components ship under **HÜRNER**'s manufacturer warranty!

Technical specifications	355 mm	500 mm	630 mm
Operating range	125 - 355 mm	200 - 500 mm	(315) 355 - 630 mm
Power supply	230V, 50Hz, 1P+N+PE 400V, 50Hz, 3P+N+PE	400V, 50Hz, 3P+N+PE	400V, 50Hz, 3P+N+PE
Rated power	10.9 kW	8.32 kW	11.40 kW
Overall weight of machine	225 kg	352 kg	561 kg
Working temperature	170 - 280 °C	170 - 280 °C	170 - 280 °C
Ambient temperature	-5 - + 50 °C	-5 - + 50 °C	-5 - + 50 °C
Overall cylinder section	14.130 cm ²	22.384 cm ²	43.982 cm ²
Operating pressure range	0 - 160 bar	0 - 160 bar	0 - 160 bar
Materials	PE, PP, PVDF	PE, PP, PVDF	PE, PP, PVDF
Reducer inserts	125, 140, 160, 180, 200, 225, 250, 280, 315, welding neck support	200, 225, 250, 280, 315, 355, 400, 450 welding neck support	(315), 355, 400, 450, 500, 560 welding neck support
4th clamp removable	-	✓	-
WeldControl hydraulics	✓	✓	✓
Basic machine	✓	✓	✓
Facing tool with microswitch	✓	✓	✓
Heating element PTFE coated	✓	✓	✓
Carrying case	✓	✓	✓
HÜRNER transport box for reducers and machine	-	-	-



The **HÜRNER Manual** functions

Welding monitoring system	Heating element temperature
Display	7-Segment display, 10mm font size
Certification/Quality/Ingress protection	CE, ISO 9001:2008, IP54 (IP64 optional), WEEE Reg. No. DE 74849106, RoHS-compliant
Hydraulic	<p>Only one power supply required Digital heating element temperature control adjustable on the hydraulic unit Hydraulics packaged in a sealed sheet metal case with a total weight of only 38kg Max pressure: 160 bar Precise, maintenance free pressure display of the welding pressure Hydraulics with SPG2000 Data Logger</p> <ul style="list-style-type: none"> • 160 bar pressure sensor with the hydraulic block unit • Data logger attached with an industrial strength bracket suitable for construction site use • Pressure and temperature connections with very short cables directly from the hydraulic unit • Data logger power supplied directly from hydraulic unit power socket
Manufacturer warranty	12 months

High-spec and durable manually operated welding machine with heating element for butt welding of pipes and fittings made of PP, PE, and PVDF, for worksite and in-ditch applications, rated 125 - 630 mm with various nominal sizes.

The machine ships with a totally sealed hydraulic controller of rated ingress protection IP54, for operating pressures of up to 160 bar, with digital heating element temperature control. Both the heating element and the facing tool are connected to the hydraulic controller, which means that no additional distribution box is needed.

The 4th clamp of the 500 mm basic machine frame can be remo-

ved by simply loosening three bolts, in order to joint components at spots that are hard to reach or to work with tees and other fittings. The facing tool with an integrated micro-safety switch is driven via a chain by a high-quality drive unit. The precision heating element ships with an extraordinarily robust anti-stick coating.

All **HÜRNER** Manual butt-welding machines can be upgraded easily with the **SPG2000** or **SPG2000 Basic** unit for displaying, monitoring and recording welding parameters (see detailed description on page 25).

All components ship under **HÜRNER**'s manufacturer warranty!

Technical specifications	355 mm	500 mm	630 mm
Operating range	125 - 355 mm	200 - 500 mm	(315) 355 - 630 mm
Power supply	230V, 50Hz, 1P+N+PE 400V, 50Hz, 3P+N+PE	400V, 50Hz, 3P+N+PE	400V, 50Hz, 3P+N+PE
Rated power	10.9 kW	8.32 kW	11.40 kW
Overall weight of machine	225 kg	352 kg	561 kg
Working temperature	170 - 280 °C	170 - 280 °C	170 - 280 °C
Ambient temperature	-5 - + 50 °C	-5 - + 50 °C	-5 - + 50 °C
Overall cylinder section	14.130 cm ²	22.384 cm ²	43.982 cm ²
Operating pressure range	0 - 160 bar	0 - 160 bar	0 - 160 bar
Materials	PE, PP, PVDF	PE, PP, PVDF	PE, PP, PVDF
Reducer inserts	125, 140, 160, 180, 200, 225, 250, 280, 315 welding neck support	200, 225, 250, 280, 315, 355, 400, 450 welding neck support	(315), 355, 400, 450, 500, 560 welding neck support
4th clamp removable	-	✓	-
Manual hydraulics	✓	✓	✓
Basic machine	✓	✓	✓
Facing tool with microswitch	✓	✓	✓
Heating element PTFE coated	✓	✓	✓
Carrying case	✓	✓	✓
HÜRNER transport box for reducers and machine	-	-	-

355/500/630

Part numbers for Model 630 mm

Description	Weight, kg	P/N
Set HÜRNER CNC 630 ECO+ incl. reducers. O.D. 315 - 560 mm	907,50	200-700-630
Set HÜRNER CNC 630 ECO incl. reducers. O.D. 315 - 560 mm	906,50	200-701-630
Set HÜRNER 630 WeldControl incl. reducers. O.D. 315 - 560 mm	891,00	200-702-630
Set HÜRNER 630 Manual and SPG incl. reducers. O.D. 315 - 560 mm	896,00	200-703-630
Set HÜRNER 630 Manual incl. reducers. O.D. 315-560 mm	891,00	200-704-630
Hydraulic incl. CNC Control CNC ECO+, 400 V, 1500W	53,50	200-600-062
Hydraulic incl. CNC Control CNC ECO, 400V, 1500W	53,00	200-600-057
WeldControl 2000 Hydraulic, 400V, 1500W	38,00	200-617-630
Manual Hydraulic with SPG Device, 400V, 1500W	38,00	200-614-630
Manual Hydraulic, 400V, 1500W	38,00	200-615-630
Basic machine O.D. 630 mm CNC ECO +	298,00	200-603-630
Basic machine O.D. 630 mm CNC ECO	297,50	200-602-630
Basic machine O.D. 630 mm WeldControl/Manual (SPG)	297,00	200-601-630
Facing tool, 400V, 1830W	143,00	200-612-630
Heating element, 400V, 8100W	43,00	200-611-630
Carrying case	40,00	200-613-630
Reducer inserts, extra wide	Weight, kg	P/N
O.D. 315 (adapter)	48,00	200-315-630
O.D. 355	67,00	200-355-630
O.D. 400	62,00	200-400-630
O.D. 450	58,00	200-450-630
O.D. 500	53,00	200-500-630
O.D. 560	42,00	200-560-630
Reducer set (O.D. 315 - O.D. 560)	330,00	200-000-630
Special inserts for non-standard dimensions	-,-	200-630-001



Facing tool blade
P/N 200-600-037

Welding neck support
P/N 200-604-630

DataWork software
P/N 216-080-505



The HÜRNER Data Recording Systems *SPG2000* and *SPG2000 Basic* provide simple and safe logging of butt welds. The units are specially designed for HÜRNER butt welding technology with new hydraulic systems. Of course both units are able to be used with other brands of welding equipment.

Both units are packaged in a strong sheet metal case suitable for construction site use and come with a powerful processor for the calculation, monitoring and logging of welds to international standards.



The welding data is stored internally and can be transferred, using the two USB ports, to either a USB mass storage, an external USB printer or directly onto a PC with the HÜRNER database software *DataWork*.



The logger systems are delivered in a stylish and functional carrying case with various clamps and a pressure transducer.

Furthermore the configuration of the unit is able to be customised, by the operator, for use with other brands of welding equipment.

Welding standard	DVS, WIS, SEDIGAS, UNI and other standards upon request
Data output	USB A to transfer welding data to a USB printer or USB memory stick, USB B to directly transfer welding data onto a PC with Hürner database system (DataWork), Mini-printer for use on the construction site ⁽¹⁾
Display	LED backlit display (4 rows x 20 characters), 8 mm font size, welding diagram with progress LED's
Certification/Quality/Ingress protection	CE, ISO 9001:2008, IP54 (IP64 optional), WEEE Reg. No. DE 74849106, RoHS-compliant
Languages	DE, EN, FR, BG, CS, ZH, NL, FI, GR, IT, NO, RO, SK, TR, RU others upon request
Battery operation	Emergency power supply during the cooling phase (optional)
System settings	Manual welding parameter input, selectable pressure sensor 100 bar or 250 bar, selectable temperature sensor PT100 or PT1000
Technical specs	Input Voltage : 100V - 260V Input Frequency: 40 Hz - 80 Hz Weight: ca. 5 kg Dimensions: W 240 x H 200 x D 250 mm Protection class: IP54
Manufacturer's warranty	12 months
P/N	SPG 2000 Basic: 200-500-000 SPG 2000: 200-500-001

The HÜRNER *SPG2000 (Basic)* functions

Automatic data logging	1000
Data input	Barcode reader pen, scanner (optional), manual through an alphanumeric keypad, transponder (optional)
Welding monitoring system	Welding pressure, welding time, ambient temperature, memory control, device temperature, heating element temperature
Traceability pursuant to ISO 12176-2/4	Commission number, 32 characters alphanumeric, ISO-compliant welder code, HÜRNER welder code, 1 st additional data (user-determined), 20 characters alphanumeric, 2 nd additional data (user-determined), 15 characters alphanumeric, ISO data: fitting code, 1 st and 2 nd pipe code, pipe length, weather details, joint number, installing company, inventory number
Data logging	Set and actual values for: drag pressure, heating element temperature, heating pressure, bead build time, heat soak time, change over time, jointing pressure, cooling time

⁽¹⁾ - SPG2000 only



The **HÜRNER CNC ECO** functions

Automatic data logging	10000
Data input	Transponder (optional bar code reader pen or scanner), manual through an alphanumeric keypad
Welding monitoring system	Welding pressure, welding time, ambient temperature, input voltage, memory control, device temperature, service indicator ⁽¹⁾ , heating element temperature, carriage distance sensing ⁽¹⁾
Traceability pursuant to ISO 12176-2/4	Commission number, 32 characters alphanumeric, ISO-compliant welder code, HÜRNER welder code. 1 st additional data (user-determined), 20 characters alphanumeric. 2 nd additional data (user-determined), 15 characters alphanumeric, ISO data ⁽¹⁾ : fitting code, 1 st and 2 nd pipe code, pipe length, weather details, joint number ⁽¹⁾ , installing company ⁽¹⁾ , inventory number ⁽¹⁾
Welding standard	DVS, WIS, SEDIGAS, UNI and other standards upon request

Data output	USB A to transfer welding data to a USB printer or USB memory stick, USB B to directly transfer welding data onto a PC with HÜRNER database system (DataWork), PDF format
Display	LED backlit display (4 rows x 20 characters), 8mm font size, welding diagram with progress LED's
Certification/Quality/Ingress protection	CE, ISO 9001:2008, IP54 (IP64 optional), WEEE Reg. No. DE 74849106, RoHS-compliant
Languages	DE, EN, FR, BG, CS, ZH, NL, FI, GR, IT, NO, RO, SK, TR, RU, others upon request
Battery operation	Emergency power supply during the cooling phase (optional)
System settings	Automode, manual welding parameter input
Manufacturer warranty	12 months

High-spec and durable CNC welding machine with heating element for butt welding of pipes and fittings made of PP, PE, and PVDF, for worksite and in-ditch applications, rated 500 - 1400 mm with various nominal sizes.

The machine ships with a totally sealed CNC hydraulic controller of rated ingress protection IP54, for operating pressures of up to 200bar. Both the heating element and the facing tool are connected to the CNC hydraulic controller.

From the CNC hydraulic controller itself to the possibility to enter traceability data under the most recent ISO standard, taking in a fully self-monitoring welding process along the way, everything in a **HÜRNER CNC ECO** machine is designed to deliver maximum results for optimum effort at top-level user-friendliness.

The **ECO+** model versions of the series ship with **HDC – Hürner Distance Control** – for utmost accuracy of the welding process. This carriage movement monitor reliably senses if the pipes are properly faced and their alignment is within tolerance, if the bead forms correctly, and if the distance the carriage travels du-

ring fusion is as expected, which is the key indicator of joint quality. Both component traceability data and pipe material, size, and wall thickness as well as SDR ratios can be selected in intuitive menus or entered by reading and decoding them automatically from a bar code. Of course, this is also true of welding processes with the **ECO+** model versions, using pipe codes. Welding process are performed and monitored automatically and recorded to the internal memory by the **CNC ECO** Line machines.

Two interfaces - three destinations: all **HÜRNER CNC ECO** machines features two USB interfaces that enable data transfer to various destinations, to a USB stick, a USB-compatible printer or to a PC with **HÜRNER**'s database management software DataWork.

From version **ECO 2.0**, all CNC-machines are available with the option of a transponder operator identification system, PDF format reports and battery operation during the cooling phase.

All components ship under **HÜRNER**'s manufacturer warranty!

Technical specs

	800 mm	1000 mm	1200 mm	1400 mm
Operating range	500 - 800 mm	630 - 1000 mm	630 - 1200 mm	800 - 1400 mm
Power supply	400V, 50Hz, 3P+N+PE	400V, 50Hz, 3P+N+PE	400V, 50Hz, 3P+N+PE	400V, 50Hz, 3P+N+PE
Rated power	18.54 kW	22.60 kW	23.60 kW	47.6 kW
Overall weight of machine	1203 kg	1367 kg	1745 kg	3480 kg
Working temperature	170 - 280°C	170 - 280°C	170 - 280°C	170 - 280°C
Ambient temperature	-5 - + 50°C	-5 - + 50°C	-5 - + 50°C	-5 - + 50°C
Overall cylinder section	23.562 cm ²	29.83 cm ²	29.83 cm ²	69.08 cm ²
Operating pressure range	0 - 200bar	0 - 200bar	0 - 200bar	0 - 200bar
Materials	PE, PP, PVDF	PE, PP, PVDF	PE, PP, PVDF	PE, PP, PVDF
Reducer inserts	500, 560, 630, 710 welding neck support	630, 710, 800, 900 welding neck support	630, 710, 800, 900, 1000 welding neck support	800, 900, 1000, 1200 welding neck support
4th clamp removable	-	-	-	-
CNC hydraulic controller	✓	✓	✓	✓
Basic machine	✓	✓	✓	✓
Facing tool with microswitch	✓	✓	✓	✓
Heating element PTFE coated	✓	✓	✓	✓
Carrying case	✓	✓	✓	✓
HÜRNER transport box for reducers and machine	-	-	-	-

⁽¹⁾- Only on **CNC ECO +** machines

800/1000/1200/1400



The **HÜRNER WeldControl** functions

Automatic data logging	1000
Data input	Barcode reader pen, scanner (optional), manual through an alphanumeric keypad, transponder (optional)
Welding monitoring system	Welding pressure, welding time, ambient temperature, memory control, device temperature, heating element temperature
Traceability pursuant to ISO 12176-2/4	Commission number, 32 character alphanumeric, ISO-compliant welder code, HÜRNER welder code. 1. additional data (user-determined), 20 character alphanumeric 2. additional data (user-determined), 15 characters alphanumeric. IISO data: fitting code, 1 st and 2 nd pipe code, pipe length, weather details, joint number, installing company, inventory number
Welding standard	DVS, WIS, SEDIGAS, UNI and other standards upon request

Data output	USB A to transfer welding data to a USB printer or USB memory stick, USB B to directly transfer welding data onto a PC with HÜRNER database system (DataWork)
Display	LED backlit display (4 rows x 20 characters), 5 mm font size, welding diagram with progress LED's
Certification /Quality /Ingress protection	CE, ISO 9001:2008, IP54 (IP64 optional), WEEE Reg. No. DE 74849106, RoHS-compliant
Languages	DE, EN, FR, BG, CS, ZH, NL, FI, GR, IT, NO, RO, SK, TR, RU, others upon request
Battery operation	Emergency power supply during the cooling phase (optional)
System settings	Automode, manual welding parameter input, pressure gauge function
Hydraulic	Only one power supply required Automatic heating plate temperature setting to national standards Hydraulics packaged in a sealed sheet metal case with a total weight of only 63kg Max. pressure: 200bar
Manufacturer warranty	12 months

High-spec and durable semi-automated welding machine with heating element for butt welding of pipes and fittings made of PP, PE, and PVDF, for worksite and in-ditch applications, rated 500 - 1400mm with various nominal sizes.

The machine ships with a totally sealed **WeldControl** hydraulic controller of rated ingress protection IP54, for operating pressures of up to 200bar. Both the heating element and the facing tool are connected to the **WeldControl** hydraulic controller, which means that no additional distribution box is needed.

The **WeldControl** system combines manual butt welding, automatic heating element temperature control, and ISO-compliant report generation into one single unit weighing only 63kg.

Component traceability data, pipe material, size, and wall thickness/SDR can all be selected in very intuitive user menus. The **WeldControl** system computes all welding pressures and welding times in compliance with various national standards (e.g., DVS, WIS, UNI, etc.), monitors and displays them on the screen to the welder's attention. Data transfer is possible via two USB interfaces.

The facing tool with an integrated micro-safety switch is driven via a chain by a high-quality drive unit. The precision heating element ships with an extraordinarily robust anti-stick coating.

All components ship under **HÜRNER's** manufacturer warranty!

Technical specs	800mm	1000mm	1200mm	1400mm
Operating range	500 - 800 mm	630 - 1000mm	630 - 1200mm	800 -1400mm
Power supply	400V, 50Hz, 3P+N+PE	400V, 50Hz, 3P+N+PE	400V, 50Hz, 3P+N+PE	400V, 50Hz, 3P+N+PE
Rated power	17.60 kW	21.64 kW	22.64 kW	47.6 kW
Overall weight of machine	1203 kg	1367 kg	1745 kg	3480 kg
Working temperature	170 - 280 °C	170 - 280 °C	170 - 280 °C	170 - 280 °C
Ambient temperature	-5 - + 50 °C	-5 - + 50 °C	-5 - + 50 °C	-5 - + 50 °C
Overall cylinder section	23.562cm ²	29.83cm ²	29.83cm ²	69.08 cm ²
Operating pressure range	0 - 200bar	0 - 200bar	0 - 200bar	0 - 200bar
Materials	PE, PP, PVDF	PE, PP, PVDF	PE, PP, PVDF	PE, PP, PVDF
Reducer inserts	500, 560, 630, 710 welding neck support	630, 710, 800, 900 welding neck support	630, 710, 800, 900,1000 welding neck support	800, 900, 1000, 1200 welding neck support
4th clamp removable	-	-	-	-
WeldControl hydraulics	✓	✓	✓	✓
Basic machine	✓	✓	✓	✓
Facing tool with microswitch	✓	✓	✓	✓
Heating element PTFE coated	✓	✓	✓	✓
Carrying case	✓	✓	✓	✓
HÜRNER transport box for reducers and machine	-	-	-	-

800/1000/1200/1400



The **HÜRNER Manual** functions

Welding monitoring system	Heating element temperature
Display	7-Segment display, 10mm font size
Certification/Quality/ / Ingress protection	CE, ISO 9001:2008, IP54 (IP64 optional), WEEE Reg. No. DE 74849106
Hydraulic	<p>Only one power supply required Digital heating element temperature control adjustable on the hydraulic unit Hydraulics packaged in a sealed sheet metal case with a total weight of only 63kg Max pressure: 200 bar Precise, maintenance free pressure display of the welding pressure Hydraulics with SPG2000 Data Logger</p> <ul style="list-style-type: none"> • 260 bar Pressure Sensor with the hydraulic block unit • Data logger attached with an industrial strength bracket suitable for construction site use • Pressure and temperature connections with very short cables directly from the hydraulic unit • Data logger power supplied directly from hydraulic unit power socket
Manufacturer warranty	12 months

High-spec and durable manually operated welding machine with heating element for butt welding of pipes and fittings made of PP, PE, and PVDF, for worksite and in-ditch applications, rated 500 - 1400 mm with various nominal sizes.

The machine ships with a totally sealed hydraulic controller of rated ingress protection IP54, for operating pressures of up to 200bar, with digital heating element temperature control. Both the heating element and the facing tool are connected to the hydraulic controller, which means that no additional distribution box is needed.

The facing tool with an integrated micro-safety switch is driven via a chain by a high-quality drive unit. The precision heating element ships with an extraordinarily robust anti-stick coating.

All **HÜRNER** Manual butt-welding machines can be upgraded easily with the **SPG2000** or **SPG2000** Basic unit for displaying, monitoring and recording welding parameters (see detailed description on page 25).

All components ship under **HÜRNER**'s manufacturer warranty!

Technical specs	800 mm	1000 mm	1200 mm	1400 mm
Operating range	500 - 800 mm	630 - 1000mm	630 - 1200mm	800 - 1400mm
Power supply	400V, 50Hz, 3P+N+PE	400V, 50Hz, 3P+N+PE	400V, 50Hz, 3P+N+PE	400V, 50Hz, 3P+N+PE
Rated power	17.60 kW	21.64 kW	22.64 kW	47.6 kW
Overall weight of machine	1203 kg	1367 kg	1745 kg	3480 kg
Working temperature	170 - 280 °C	170 - 280 °C	170 - 280 °C	170 - 280 °C
Ambient temperature	-5 - + 50 °C	-5 - + 50 °C	-5 - + 50 °C	-5 - + 50 °C
Overall cylinder section	23.562 cm ²	29.83 cm ²	29.83 cm ²	69.08 cm ²
Operating pressure range	0 - 200bar	0 - 200bar	0 - 200bar	0 - 200bar
Materials	PE, PP, PVDF	PE, PP, PVDF	PE, PP, PVDF	PE, PP, PVDF
Reducer inserts	500, 560, 630, 710 welding neck support	630, 710, 800, 900 welding neck support	630, 710, 800, 900, 1000 welding neck support	800, 900, 1000, 1200 welding neck support
4th clamp removable	-	-	-	-
Manual hydraulics	√	√	√	√
Basic machine	√	√	√	√
Facing tool with microswitch	√	√	√	√
Heating element PTFE coated	√	√	√	√
Carrying case	√	√	√	√
HÜRNER transport box for reducers and machine	-	-	-	-

800/1000/1200/1400

Part numbers for 800 mm model version

Description	Weight, kg	P/N	<input checked="" type="checkbox"/>
Set HÜRNER CNC 800 ECO+ incl. reducers. O.D. 500 - 710 mm	1787,00	200-700-800	<input type="checkbox"/>
Set HÜRNER CNC 800 ECO incl. reducers. O.D.500 - 710mm	1787,00	200-701-800	<input type="checkbox"/>
Set HÜRNER 800 WeldControl incl. reducers. O.D. 500 - 710mm	1772,00	200-702-800	<input type="checkbox"/>
Set HÜRNER 800 Manual and SPG incl. reducers. O.D. 500 - 710mm	1777,00	200-703-800	<input type="checkbox"/>
Set HÜRNER 800 Manual incl. reducers. O.D. 500 - 710 mm	1772,00	200-704-800	<input type="checkbox"/>
Hydraulic incl. CNC Control CNC ECO+, 400V, 3600W	78,00	200-600-072	<input type="checkbox"/>
Hydraulic incl. CNC Control CNC ECO, 400V, 3600W	78,00	200-600-071	<input type="checkbox"/>
WeldControl 2000 Hydraulic, 400V, 2640W	63,00	200-617-800	<input type="checkbox"/>
Manual Hydraulic with SPG Device, 400V, 2640W	63,00	200-614-800	<input type="checkbox"/>
Manual Hydraulic, 400V, 2640W	63,00	200-615-800	<input type="checkbox"/>
Basic machine O.D. 800mm CNC ECO +	742,00	200-603-800	<input type="checkbox"/>
Basic machine O.D. 800mm CNC ECO	740,00	200-602-800	<input type="checkbox"/>
Basic machine O.D. 800mm WeldControl / Manual (SPG)	740,00	200-601-800	<input type="checkbox"/>
Facing tool, 400V, 2940W	220,00	200-612-800	<input type="checkbox"/>
Heating element, 400 V, 12000W	60,00	200-611-800	<input type="checkbox"/>
Carrying case	98,00	200-613-800	<input type="checkbox"/>
Reducer inserts, extra wide	Weight, kg	P/N	
Welding neck support	140,00	200-604-800	<input type="checkbox"/>
O.D. 500	196,00	200-500-800	<input type="checkbox"/>
O.D. 560	172,00	200-560-800	<input type="checkbox"/>
O.D. 630	136,00	200-630-800	<input type="checkbox"/>
O.D. 710	85,00	200-710-800	<input type="checkbox"/>
Reducer set (O.D. 500 - O.D. 710)	589,00	200-000-800	<input type="checkbox"/>
Special inserts for non-standard dimensions	--	200-630-001	<input type="checkbox"/>

Part numbers for 1000 mm model version

Description	Weight, kg	P/N	<input checked="" type="checkbox"/>
Set HÜRNER CNC 1000 ECO+ incl. reducers. O.D. 630 - 900mm	1922,00	200-703-100	<input type="checkbox"/>
Set HÜRNER CNC 1000 ECO incl. reducers. O.D. 630 - 900mm	1920,00	200-700-100	<input type="checkbox"/>
Set HÜRNER 1000 WeldControl incl. reducers. O.D. 630 - 900mm	1907,00	200-701-100	<input type="checkbox"/>
Set HÜRNER 1000 Manual and SPG incl. reducers. O.D. 630 - 900mm	1912,00	200-704-100	<input type="checkbox"/>
Set HÜRNER 1000 Manual incl. reducers. O.D. 630 - 900mm	1907,00	200-702-100	<input type="checkbox"/>
Hydraulic incl. CNC Control CNC ECO+, 400V, 3600W	78,00	200-600-072	<input type="checkbox"/>
Hydraulic incl. CNC Control CNC ECO, 400V, 3600W	78,00	200-600-071	<input type="checkbox"/>
WeldControl 2000 Hydraulic, 400V, 2640W	63,00	200-617-800	<input type="checkbox"/>
Manual Hydraulic with SPG Device, 400V, 2640W	63,00	200-614-800	<input type="checkbox"/>
Manual Hydraulic, 400V, 2640W	63,00	200-615-800	<input type="checkbox"/>
Basic machine O.D. 1000mm CNC ECO +	792,00	200-603-100	<input type="checkbox"/>
Basic machine O.D. 1000mm CNC ECO	790,00	200-602-100	<input type="checkbox"/>
Basic machine O.D. 1000mm WeldControl / Manual (SPG)	790,00	200-601-100	<input type="checkbox"/>
Facing tool, 400V, 4000W	277,00	200-612-100	<input type="checkbox"/>
Heating element, 400V, 15000W	100,00	200-611-100	<input type="checkbox"/>
Carrying case	200,00	200-613-100	<input type="checkbox"/>
Reducer inserts, extra wide	Weight, kg	P/N	
Welding neck support	98,00	200-604-100	<input type="checkbox"/>
O.D. 630	71,00	200-630-100	<input type="checkbox"/>
O.D. 710	80,00	200-710-100	<input type="checkbox"/>
O.D. 800	164,00	200-800-100	<input type="checkbox"/>
O.D. 900	160,00	200-900-100	<input type="checkbox"/>
Reducer set (O.D. 630 - O.D. 900)	475,00	200-000-100	<input type="checkbox"/>
Special inserts for non-standard dimensions	--	200-630-001	<input type="checkbox"/>



Facing tool blade


Welding neck support

DataWork software

P/N 200-600-039

P/N 200-604-800

P/N 216-080-505



Facing tool blade

Welding neck support

DataWork software

P/N 200-600-031

P/N 200-604-100

P/N 216-080-505


800/1000/1200/1400

Part numbers for 1200 mm model version

Description	Weight, kg	P/N	<input checked="" type="checkbox"/>
Set HÜRNER CNC 1200 ECO+ incl. reducers. O.D. 630 - 1000mm	2497,00	200-703-120	<input type="checkbox"/>
Set HÜRNER CNC 1200 ECO incl. reducers. O.D. 630 - 1000mm	2494,00	200-700-120	<input type="checkbox"/>
Set HÜRNER 1200 WeldControl incl. reducers. O.D. 630 - 1000mm	2482,00	200-701-120	<input type="checkbox"/>
Set HÜRNER 1200 Manual and SPG incl. reducers. O.D. 630 - 1000mm	2487,00	200-704-120	<input type="checkbox"/>
Set HÜRNER 1200 Manual incl. Reducers. O.D. 630 - 1000mm	2482,00	200-702-120	<input type="checkbox"/>
Hydraulic incl. CNC Control CNC ECO+, 400V, 3600W	78,00	200-600-072	<input type="checkbox"/>
Hydraulic incl. CNC Control CNC ECO, 400V, 3600W	78,00	200-600-071	<input type="checkbox"/>
WeldControl 2000 Hydraulic, 400V, 2640W	63,00	200-617-800	<input type="checkbox"/>
Manual Hydraulic with SPG Device, 400V, 2640W	63,00	200-614-800	<input type="checkbox"/>
Manual Hydraulic, 400V, 2640W	63,00	200-615-800	<input type="checkbox"/>
Basic machine O.D. 1200mm CNC ECO +	1053,00	200-603-120	<input type="checkbox"/>
Basic machine O.D. 1200mm CNC ECO	1050,00	200-602-120	<input type="checkbox"/>
Basic machine O.D 1200mm WeldControl/Manual (SPG)	1050,00	200-601-120	<input type="checkbox"/>
Facing tool, 400V, 4000W	345,00	200-612-120	<input type="checkbox"/>
Heating element, 400V, 16000W	130,00	200-611-120	<input type="checkbox"/>
Carrying case	220,00	200-613-120	<input type="checkbox"/>
Reducer inserts, extra wide	Weight, kg	P/N	
Welding neck support	140,00	200-604-120	<input type="checkbox"/>
O.D. 630	71,00	200-630-120	<input type="checkbox"/>
O.D. 710	80,00	200-710-120	<input type="checkbox"/>
O.D. 800	164,00	200-800-120	<input type="checkbox"/>
O.D. 900	160,00	200-900-120	<input type="checkbox"/>
O.D. 1000	156,00	200-120-120	<input type="checkbox"/>
Reducer set (O.D. 630 - O.D. 1000)	671,00	200-000-120	<input type="checkbox"/>
Special inserts for non-standard dimensions	--	200-630-001	<input type="checkbox"/>

Part numbers for 1400 mm model version

Description	Weight, kg	P/N	<input checked="" type="checkbox"/>
Set HÜRNER CNC 1400 ECO+ incl. reducers. O.D. 800 - 1200mm	3400,00	200-703-140	<input type="checkbox"/>
Set HÜRNER CNC 1400 ECO incl. reducers. O.D. 800 - 1200mm	3400,00	200-700-140	<input type="checkbox"/>
Set HÜRNER 1400 WeldControl incl. reducers. O.D. 800 - 1200mm	3380,00	200-701-140	<input type="checkbox"/>
Set HÜRNER 1400 Manual and SPG incl. reducers. O.D. 800 - 1200mm	3385,00	200-704-140	<input type="checkbox"/>
Set HÜRNER 1400 Manual incl. reducers. O.D. 800 - 1200mm	3380,00	200-702-140	<input type="checkbox"/>
Hydraulic incl. CNC Control CNC ECO+, 400V, 3600W	78,00	200-600-072	<input type="checkbox"/>
Hydraulic incl. CNC Control CNC ECO, 400V, 3600W	78,00	200-600-071	<input type="checkbox"/>
WeldControl 2000 Hydraulic, 400V, 2640W	63,00	200-617-800	<input type="checkbox"/>
Manual Hydraulic with SPG Device, 400V, 2640W	63,00	200-614-800	<input type="checkbox"/>
Manual Hydraulic, 400V, 2640W	63,00	200-615-800	<input type="checkbox"/>
Basic machine O.D. 1400mm CNC ECO +	2360,00	200-603-140	<input type="checkbox"/>
Basic machine O.D. 1400mm CNC ECO	2360,00	200-602-140	<input type="checkbox"/>
Basic machine O.D 1400mm WeldControl/Manual (SPG)	2360,00	200-601-140	<input type="checkbox"/>
Facing tool, 400V, 4000W	545,00	200-612-140	<input type="checkbox"/>
Heating element, 400V, 16000W	210,00	200-611-140	<input type="checkbox"/>
Carrying case	290,00	200-613-140	<input type="checkbox"/>
Reducer inserts, extra wide	Weight, kg	P/N	
Welding neck support	140,00	200-604-120	<input type="checkbox"/>
O.D. 800	164,00	200-800-140	<input type="checkbox"/>
O.D. 900	160,00	200-900-140	<input type="checkbox"/>
O.D. 1000	156,00	200-120-140	<input type="checkbox"/>
O.D. 1200	150,00	200-122-140	<input type="checkbox"/>
Reducer set (O.D. 800 - O.D. 1200)	610,00	200-000-120	<input type="checkbox"/>
Special inserts for non-standard dimensions	--	200-630-001	<input type="checkbox"/>



Facing tool blade


P/N 200-600-032

Welding neck support

P/N 200-604-120

DataWork software

P/N 216-080-505



Facing tool blade

P/N 200-600-048

Welding neck support

P/N 200-604-120

DataWork software

P/N 216-080-505

The lightweight future begins here



Future easy
Future easy
HÜRNER Electrofusion Welders

For more than 35 years...

The name HST 300 Line represents a family of products accounting for more than 20,000 units sold worldwide, which adds light weight and compact dimensions to highest-level performance. Even heater-coil electrofusion fittings larger than 2000mm are processed without fail with this product line.

Whether you look at full interoperability with HÜRNER's pipeline grid management software, easy bar code reading with a scanning pen or handheld scanner or standard-compliant traceability, including geo-

data - with the HST 300 Line, you will find what you need for any welding application. Of this family, the Pricon model version has the most comprehensive set of features. Professional welding process control and welding parameter traceability are also enabled by the well-thought-out and worksite-proven Print model version. And the starter version, the Junior model without data recording, makes a difference by its total reliability and amazing welding performance.

Table of Contents HST 300-Line

HÜRNER Electrofusion Welders with Report Logging

HST 300 Prion+ /USB	- 38 -
HST 300 Print+ /USB	- 39 -
HST 300 Print	- 40 -
HST 300 Print 315 /USB	- 40 -

HÜRNER Electrofusion Welders without Report Logging

HST 300 Junior+	- 41 -
HST 300 Junior	- 41 -
HST 300 Manual	- 42 -
HST 300 Monofuse	- 42 -

HÜRNER Welders for Specific Purposes

HST 300 Geotherm+ /USB	- 43 -
HST 300 HP (High Power)	- 43 -
HST 300 Print+ 8V - 80V /USB	- 43 -

HÜRNER Electrofusion Welders for Sanitary Installations

HST-S-160	- 45 -
HST-S-315	- 45 -

HST 300 Pricon+ /USB



All-purpose welder for jointing applications with fittings made of PE, PP, and PVDF, 8V - 48V, for sizes up to 1200mm⁽¹⁾, with report generation.

Technical specifications HST 300 Pricon+ /USB

Automatic data logging	2000+
Welding range	up to 1200mm ⁽¹⁾
Data input	Bar code scanning pen, optional scanner, manual input of numeric fitting code or welding voltage and welding time, remote start bar code
Welding monitoring system	Welding voltage, resistance, welding current, established contact, short-circuit, ambient temperature, input voltage, memory management, welding unit temperature, maintenance interval
Traceability pursuant to ISO 12176-3/4	Commission number, 32 alphanumeric characters, joint number related to commission number, welder ID code, ISO-compliant and HÜRNER code 1. (user-defined) additional data, 20 alphanumeric characters 2. (user-defined) additional data, 15 alphanumeric characters ISO data: 2 nd fitting code, 1 st and 2 nd pipe code, weather conditions, inventory number, installing company geo-data per Gauß-Krüger (UTM), with an add-in system, report review
Data output	USB A for welding data transfer to USB-compatible printer or USB stick USB B for direct welding data transfer to a PC with HÜRNER's database software DataWork installed, PDF format

Display	LED-lit screen, 4 lines, 20 alphanumeric characters each, character height 8 mm
Output voltage	8 - 48V
Output current	max. 110A
Input voltage	180V - 280V (230V), 110V/48V optional
Input frequency	40 - 70Hz
Input current	AC 16A
Approvals/Quality/Ingress protection	CE, ISO 9001:2008, IP54 (IP64 optional)
Languages	DE, EN, FR, BG, CS, ZH, NL, FI, GR, IT, NO, RO, SK, TR, RU others upon request
Temperature range	-20°C to +60°C
Power cord	5 m with EUR-plug
Welding cable	4 m with 4.7 mm connection terminals
Adapter	4,0 mm in adapter bag (further adapters optional, see page 48)
Weight	10 kg
Dimensions	W236 x H295 x D330 mm
Manufacturer warranty	12 months
P/N	200-230-017

⁽¹⁾ - For instance, agru fittings

HST 300 Print+ /USB



All-purpose welder for jointing applications with fittings made of PE, PP, and PVDF, 8V - 48V, including ffor sizes up to 1200mm⁽¹⁾, with report generation.

Technical specifications HST 300 Print+ /USB

Automatic data logging	1800
Welding range	up to 1200mm ⁽¹⁾
Data input	Bar code scanning pen, optional scanner, manual input of numeric fitting code or welding voltage and welding time
Welding monitoring system	Welding voltage, resistance, welding current, established contact, short-circuit, ambient temperature, input frequency, input voltage, memory management, welding unit temperature, maintenance interval
Traceability pursuant to ISO 12176-3/4	Commission number, 32 alphanumeric characters, welder ID code, ISO-compliant and HÜRNER code 1 st (user-defined) additional data, 20 alphanumeric characters 2 nd (user-defined) additional data, 15 alphanumeric characters ISO data: 2 nd fitting code, 1 st and 2 nd pipe code, weather conditions
Data output	USB A for welding data transfer to USB-compatible printer or USB stick USB B for direct welding data transfer to a PC with HÜRNER's database software DataWork installed, PDF format

Display	LED-lit screen, 4 lines, 20 alphanumeric characters each, character height 8 mm
Output voltage	8 - 48V
Output current	max. 110A
Input voltage	180V - 280V (230V), 110V/48V optional
Input frequency	40 - 70 Hz
Input current	AC 16A
Approvals/Quality/Ingress protection	CE, ISO 9001:2008, IP54 (IP64 optional)
Languages	DE, EN, FR, BG, CS, ZH, NL, FI, GR, IT, NO, RO, SK, TR, RU others upon request
Temperature range	-20°C to +60°C
Power cord	5 m with EUR-plug
Welding cable	4 m with 4.7 mm connection terminals
Adapter	4.0 mm in adapter bag (further adapters optional, see page 48)
Weight	16 kg
Dimensions	W236 x H295 x D330 mm
Manufacturer warranty	12 months
P/N	200-230-113

⁽¹⁾ - For instance, agru fittings

HST 300 Print/USB and HST 300 Print 315/USB



All-purpose welder for jointing applications with fittings made of PE, PP, and PVDF, 8V - 48V, for sizes up to 1200mm⁽¹⁾, with report generation.

Technical specifications HST 300 Print 315 /USB

Automatic data logging	500
Welding range	≤ 315mm
Data input	Bar code scanning pen, optional scanner
Welding monitoring system	Welding voltage, resistance, welding current, established contact, short-circuit, ambient temperature, input frequency, input voltage, memory management, welding unit temperature, fault current, emergency off, maintenance interval
Traceability pursuant to ISO 12176-3/4	Commission number, 32 alphanumeric characters, welder ID code, ISO-compliant, 1 st (user-defined) additional data, 20 alphanumeric characters 2 nd (user-defined) additional data, 15 alphanumeric characters
Data output	USB A for welding data transfer to USB-compatible printer or USB stick
Display	LED-lit screen, 4 lines, 20 alphanumeric characters each, character height 5mm
Output voltage	8 - 48V
Output current	max. 110A
Input voltage	180V - 280V (230V), 110V/48V optional
Input frequency	40Hz - 70Hz
Input current	AC 16A
Approvals/Quality/Ingress protection	CE, ISO 9001:2008, IP54 (IP64 optional)
Languages	DE, EN, FR, BG, CS, ZH, NL, FI, GR, IT, NO, RO, SK, TR, RU others upon request
Temperature range	-20°C to +60°C
Power cord	5m with EUR-plug
Welding cable	4m with 4.7 mm connection terminals
Adapter	4.0 mm in adapter bag (further adapters optional, see page 48)
Weight	16 kg
Dimensions	W236 x H295 x D330 mm
Manufacturer warranty	12 months
P/N	200-230-016/USB interface 200-230-012/serial interface

All-purpose welder for jointing applications with fittings made of PE, PP, and PVDF, 8V - 48V, for sizes equal or smaller than 315mm, with report generation.



Technical specifications HST 300 Print/USB

Automatic data logging	1580
Welding range	up to 1200mm ⁽¹⁾
Data input	Bar code scanning pen, optional scanner
Weld monitoring system	Welding voltage, resistance, welding current, established contact, short-circuit, ambient temperature, input frequency, input voltage, memory management, welding unit temperature, fault current, emergency off, maintenance interval
Traceability pursuant to ISO 12176-3/4	Commission number, 32 alphanumeric characters, welder ID code, ISO-compliant and HÜRNER code 1 st (user-defined) additional data, 20 alphanumeric characters 2 nd (user-defined) additional data, 15 alphanumeric characters
Data output	USB A for welding data transfer to USB-compatible printer or USB stick
Display	LED-lit screen, 4 lines, 20 alphanumeric characters each, character height 5mm
Output voltage	8 - 48V
Output current	max. 110A
Input voltage	180V - 280V (230V), 110V/48V optional
Input frequency	40Hz - 70Hz
Input current	AC 16A
Approvals/Quality/Ingress protection	CE, ISO 9001:2008, IP54 (IP64 optional)
Languages	DE, EN, FR, BG, CS, ZH, NL, FI, GR, IT, NO, RO, SK, TR, RU others upon request
Temperature range	-20°C to +60°C
Power cord	5m with EUR-plug
Welding cable	4m with 4.7 mm connection terminals
Adapter	4.0 mm in adapter bag (further adapters optional, see page 48)
Weight	16 kg
Dimensions	W236 x H295 x D330 mm
Manufacturer warranty	12 months
P/N	200-230-002

⁽¹⁾ - For instance, agru fittings

HST 300 Junior and HST 300 Junior+



All-purpose welder for jointing applications with fittings made of PE, PP, and PVDF, 8V - 48V, for sizes up to 1200mm⁽¹⁾.

Technical specifications HST 300 Junior

Automatic data logging	-
Welding range	up to 1200mm ⁽¹⁾
Data input	Bar code scanning pen, optional scanner
Welding monitoring system	Welding voltage, resistance, welding current, established contact, short-circuit, ambient temperature, input frequency, input voltage, welding unit temperature, fault current, emergency off, maintenance interval
Traceability	-
Data output	-
Display	LED-lit screen, 4 lines, 20 alphanumeric characters each, character height 5mm
Output voltage	8 - 48V
Output current	max. 110A
Input voltage	180V - 280V (230V), 110V/48V optional
Input frequency	40Hz - 70Hz
Input current	AC 16A
Approvals/Quality/Ingress protection	CE, ISO 9001:2008, IP54 (IP64 optional)
Languages	DE, EN, FR, BG, CS, ZH, NL, FI, GR, IT, NO, RO, SK, TR, RU others upon request
Temperature range	-20°C to +60°C
Power cord	5m with EUR-plug
Welding cable	4m with 4.7 mm connection terminals
Adapter	4.0 mm in adapter bag (further adapters optional, see page 48)
Weight	16 kg
Dimensions	W236 x H295 x D330 mm
Manufacturer warranty	12 months
P/N	200-230-000

⁽¹⁾ - For instance, agru fittings

Technical specifications HST 300 Junior+

Automatic data logging	-
Welding range	up to 1200mm ⁽¹⁾
Data input	Bar code scanning pen, optional scanner Manual input of numeric fitting code or welding voltage and welding time
Welding monitoring system	Welding voltage, resistance, welding current, established contact, short-circuit, ambient temperature, input frequency, input voltage, welding unit temperature, fault current, emergency off, maintenance interval
Traceability	-
Data output	-
Display	LED-lit screen, 4 lines, 20 alphanumeric characters each, character height 5mm
Output voltage	8 - 48V
Output current	max. 110A
Input voltage	180V - 280V (230V), 110V/48V optional
Input frequency	40Hz - 70Hz
Input current	AC 16A
Approvals/Quality/Ingress protection	CE, ISO 9001:2008, IP54 (IP64 optional)
Languages	DE, EN, FR, BG, CS, ZH, NL, FI, GR, IT, NO, RO, SK, TR, RU others upon request
Temperature range	-20°C to +60°C
Power cord	5m with EUR-plug
Welding cable	4m with 4.7 mm connection terminals
Adapter	4.0 mm in adapter bag (further adapters optional, see page 48)
Weight	16 kg
Dimensions	W236 x H295 x D330 mm
Manufacturer warranty	12 months
P/N	200-230-001

All-purpose welder for jointing applications with fittings made of PE, PP, and PVDF, 8V - 48V, for sizes up to 1200mm⁽¹⁾.



HST 300 Manual and HST 300 Monofuse



All-purpose welder for jointing applications with fittings made of PE, PP, and PVDF, 8V - 48V, including for sizes up to 1200mm⁽¹⁾.

Technical specification HST 300 Monofuse

Automatic data logging	– (optional)
Welding range	up to 1200mm ⁽¹⁾
Data input	Fusamatic system for Fusion and Plasson fittings, manual data input optional
Welding monitoring system	Welding voltage, resistance, welding current, established contact, short-circuit, ambient temperature, input frequency, input voltage, memory management, welding unit temperature, fault current, maintenance interval
Traceability	– (optional)
Data output	– (optional)
Display	LED-lit screen, 4 lines, 20 alphanumeric characters each, character height 5mm
Output voltage	8 - 48V
Output current	max. 110A
Input voltage	180V - 280V (230V), 110V/48V optional
Input frequency	40Hz - 70Hz
Input current	AC 16A
Approvals/Quality/Ingress protection	CE, ISO 9001:2008, IP54 (IP64 optional)
Languages	DE, EN, FR, BG, CS, ZH, NL, FI, GR, IT, NO, RO, SK, TR, RU others upon request
Temperature range	-20°C to +60°C
Power cord	5m with EUR-plug
Welding cable	4m with 4.7 mm connection terminals
Adapter	4.0 mm in adapter bag
Weight	16 kg
Dimensions	W236 x H295 x D330 mm
Manufacturer warranty	12 months
P/N	200-230-008

All-purpose welder for jointing applications with 40V fittings made of PE, PP, and PVDF, 8V - 48V, for sizes up to 1200mm⁽¹⁾; dedicated to specific system.



Technical specification HST 300 Manual

Automatic data logging	– (optional)
Welding range	up to 1200mm ⁽¹⁾
Data input	Manual input of numeric fitting code or welding voltage and welding time
Welding monitoring system	Welding voltage, resistance, welding current, established contact, short-circuit, ambient temperature, input frequency, input voltage, memory management, welding unit temperature, maintenance interval
Traceability	– (optional)
Data output	– (optional)
Display	LED-lit screen, 4 lines, 20 alphanumeric characters each, character height 5mm
Output voltage	8 - 48V
Output current	max. 110A
Input voltage	180V - 280V (230V), 110V/48V optional
Input frequency	40Hz - 70Hz
Input current	AC 16A
Approvals/Quality/Ingress protection	CE, ISO 9001:2008, IP54 (IP64 optional)
Languages	DE, EN, FR, BG, CS, ZH, NL, FI, GR, IT, NO, RO, SK, TR, RU others upon request
Temperature range	-20°C to +60°C
Power cord	5m with EUR-plug
Welding cable	4m with 4.7 mm connection terminals
Adapter	4.0 mm in adapter bag (further adapters optional, see page 48)
Weight	16 kg
Dimensions	W236 x H295 x D330 mm
Manufacturer warranty	12 months
P/N	200-230-004

⁽¹⁾ - For instance, agru fittings

HST 300 Geotherm+ /USB and HST 300 HP/USB



All-purpose welder for jointing applications with fittings made of PE, PP, and PVDF, 8V - 48V, for sizes equal or smaller than 75mm, with report generation; mainly for geothermal system installation.

Technical specifications HST 300 Geotherm+ /USB

Automatic data logging	1580
Welding range	≤ 75 mm
Data input	Bar code scanning pen, optional scanner
Welding monitoring system	Welding voltage, resistance, welding current, established contact, short-circuit, ambient temperature, input frequency, input voltage, memory management, welding unit temperature, maintenance interval
Traceability pursuant to ISO 12176-3/4	Commission number, 32 alphanumeric characters, welder ID code, ISO-compliant, 1 st (user-defined) additional data, 20 alphanumeric characters 2 nd (user-defined) additional data, 15 alphanumeric characters
Data output	USB A for welding data transfer to USB-compatible printer or USB stick
Display	LED-lit screen, 4 lines, 20 alphanumeric characters each, character height 5 mm
Output voltage	8 - 48V
Output current	max. 110A
Input voltage	180V - 280V (230V), 110V/48V optional
Input frequency	40Hz - 70Hz
Input current	AC 16A
Approvals/Quality/Ingress protection	CE, ISO 9001:2008, IP54 (IP64 optional)
Languages	DE, EN, FR, BG, CS, ZH, NL, FI, GR, IT, NO, RO, SK, TR, RU others upon request
Temperature range	-20°C bis +60°C
Power cord	3 m with EUR-with plug
Welding cable	4 m with 4.7 mm connection terminals
Adapter	4.0 mm in adapter bag (further adapters optional, see page 48)
Weight	9.0kg
Dimensions	W236 x H270 x D250 mm
Manufacturer warranty	12 months
P/N	200-230-112/USB interface 200-230-110/serial interface

Technical specifications HST 300 HP /USB

Automatic data logging	1800
Welding range	even > 2000 mm
Data input	Bar code scanning pen, optional scanner, manual input of numeric fitting code or welding voltage and welding time
Welding monitoring system	Welding voltage, resistance, welding current, established contact, short-circuit, ambient temperature, input frequency, input voltage, memory management, welding unit temperature, maintenance interval
Traceability pursuant to ISO 12176-3/4	Commission number, 32 alphanumeric characters, welder ID code, ISO-compliant and HÜRNER code 1 st (user-defined) additional data, 20 alphanumeric characters 2 nd (user-defined) additional data, 15 alphanumeric characters, ISO data: 2 nd fitting code, 1 st and 2 nd pipe code, weather conditions
Data output	USB A for welding data transfer to USB-compatible printer or USB stick
Display	LED-lit screen, 4 lines, 20 alphanumeric characters each, character height 5mm
Output voltage	8 - 48V
Output current	max. 130A
Input voltage	360V - 440V (400V) (3P + N + PE)
Input frequency	40Hz - 70Hz
Input current	AC 16A3~
Approvals/Quality/Ingress protection	CE, ISO 9001:2008, IP54 (IP64 optional)
Languages	DE, EN, FR, BG, CS, ZH, NL, FI, GR, IT, NO, RO, SK, TR, RU others upon request
Temperature range	-20°C to +60°C
Power cord	5m with CEE-plug 5x 16A-PH
Welding cable	4m with 6 mm connection terminals
Adapter	4.0 mm in adapter bag (further adapters optional, see page 48)
Weight	33 kg
Dimensions	W260 x H365 x D330 mm
Manufacturer warranty	12 months
P/N	200-230-041

All-purpose welder for jointing applications with fittings made of PE, PP, and PVDF, 8V - 48V, including for sizes larger than 2000mm, with report generation.



HST 300 Print+ 8V - 80V/USB



All-purpose welder for jointing applications with fittings made of PE, PP, and PVDF, 8V - 48V and 80V, for sizes up to 1200mm⁽¹⁾, with report generation.

Technical specifications HST 300 Print+ 8V - 80V/USB

Automatic data logging	1800
Welding Range	up to 1200mm ⁽¹⁾
Data input	Bar code scanning pen, optional scanner, manual input of numeric fitting
Welding monitoring system	Welding voltage, resistance, welding current, established contact, short-circuit, ambient temperature, input frequency, input voltage, memory management, welding unit temperature, maintenance interval
Traceability pursuant to ISO 12176-2/4	Commission number, 32 alphanumeric characters, welder ID code, ISO-compliant and HÜRNER code 1 st (user-defined) additional data, 20 alphanumeric characters 2 nd (user-defined) additional data, 15 alphanumeric characters, ISO data: 2 nd fitting code, 1 st and 2 nd pipe code, weather conditions
Data output	USB A for welding data transfer to USB-compatible printer or USB stick USB B for direct welding data transfer to a PC with HÜRNER's database software DataWork installed

Display	LED-lit screen, 4 lines, 20 alphanumeric characters each, height 8mm
Output voltage	8 - 48V, 80V
Output current	max. 110A
Input voltage	180V - 280V (230V), 110V/48V optional
Input frequency	40Hz - 70Hz
Input current	AC 16A
Approvals/Quality/Ingress protection	CE, ISO 9001:2008, IP54 (IP64 optional)
Languages	DE, EN, FR, BG, CS, ZH, NL, FI, GR, IT, NO, RO, SK, TR, RU others upon request
Temperature range	-20°C to +60°C
Power cord	5m with Euro plug
Welding cable	4m with 4.7 mm connection terminals
Adapter	4.0mm and 5.7 mm in adapter bag (further adapters optional, see page 48)
Weight	17 kg
Dimensions	W260 x H365 x D330 mm
Manufacturer warranty	12 months
P/N	200-230-040

HST-S-160 and HST-S-315

All-purpose welder, 230V, 50Hz, 1200W for jointing applications on PE and PP drain pipes of the makes Geberit, Akatherm-EUR, Coes, Valsir, Waviduo, Aquatherm, and Vulcathene-Euro.

Micro-controller-driven, single-hand operation welder with automatic temperature compensation by welding time, to joint drain pipes for non-pressurized conveyance. The unit audibly and visually, with a display, monitors the welding process. With its extremely compact dimensions, its weight of only 1.4kg, and its long welding and power supply cables, the welder offers a very large operating radius, to make it ideal for working those pipelines that are really hard to reach.



Technical specifications HST-S-160

Welding range	40 - 160mm
Output current	5A regulated
Mode	A00
Input voltage	180V - 280V (230V)
Input frequency	40Hz - 70Hz
Power	1150W
Approvals/Quality/Ingress protection	CE, ISO 9001:2008, IP54 (IP64 optional)
Temperature range	-20°C bis +60°C
Power cord	3m with Euro plug
Welding cable	3m with 2.0mm connection terminals
Weight	1.4kg
Dimensions	W165 x H200 x D80 mm
Accessories	User's manual, HÜRNER bag
Manufacturer warranty	12 months
P/N	400-160-101

Technical specifications HST-S-315

Welding range	40 - 315mm 40 - 160mm: Valsir, Akatherm, Eurofusion, Geberit, Waviduo, Coes 200 - 315mm: Valsir, Akatherm, Eurofusion, Geberit
Output current	max. 11A
Mode	A00, A01, A02
Input voltage	180V - 280V (230V)
Input frequency	40Hz - 70Hz
Power	2490W
Approvals/Quality/Ingress protection	CE, ISO 9001:2008, IP54 (IP64 optional)
Temperature range	-20°C to +60°C
Power cord	3m with Euro plug
Welding cable	3m, 3-connector set: yellow, blue, red
Weight	1.5kg, including bag and welding adapter cables 2.4kg
Dimensions	W165 x H200 x D80 mm
Accessories	User's manual, HÜRNER bag
Manufacturer warranty	12 months
P/N	400-315-101

All-purpose welder, 230V, 50Hz, 1200W for jointing applications on PE and PP drain pipes of the makes Geberit, Akatherm-EUR, Coes, Valsir, Waviduo, Aquatherm, and Vulcathene-Euro.

Micro-controller-driven, single-hand operation welder with automatic temperature compensation by welding time, to joint drain pipes for non-pressurized conveyance. The unit audibly and visually, with a display, monitors the welding process. With its extremely compact dimensions, its weight of only 1.5kg, and its long welding and power supply cables, the welder offers a very large operating radius, to make it ideal for working those pipelines that are really hard to reach.



⁽¹⁾- For instance, agru fittings



A quality joint does not only require reliable welding systems, but also proper pipe preparation, the right accessories, and the right tool. Our product offering includes a broad

range of tools and appliances for the proper mechanical processing of the pipe and appropriate welder cable adapters and containers.

Table of contents
Accessories & tools

Adapters for slectrofusion welders	- 48 -
Piping tools	- 49 -
Installation accessories	- 51 -
Heating elements	- 54 -
Heating element socket welders	- 54 -
Hot air and extrusion	- 55 -


Accessories & Tools

Accessories & Tools

– perfectly matched to each other

Push-on adapters for HÜRNER electrofusion welders


To make the electrofusion welder universally useful, easily changed connection terminal adapters are a must. They enable welding electrofusion fittings of all makes as well as professional establishment of the contact in large-size pipe systems.



Type FF flat P/N 216-010-070 Type FF round, 4.0 mm P/N 216-010-080



Type 4.0 mm x 4.7 mm P/N 216-010-630 Type FF pin P/N 216-010-400 Type 4.7 mm x 4.7 mm P/N 216-010-580 Type GF, loose wires P/N 216-010-090



4.7 mm terminal P/N 216-023-430 4.0 mm terminal P/N 217-010-061 Type HP 6.0 P/N 216-010-401 Type Hong Kong 5.7 mm P/N 216-010-071



Adapter bag P/N 216-030-310



Cleaning towels P/N 216-100-103

Heater-coil electrofusion accessories

HÜRNER Accessories for electrofusion applications on the worksite



PE cleaning fluid AHK P/N 219-300-007



Marker pen P/N 216-100-300



Aluminum transport box P/N 200-216-002

Hürner tools for pipe preparation

Pipe scraper

A quality joint does not only require worksite-proven welding systems, but also proper pipe preparation and the right tools. HÜRNER's Rotary Pipe Scraper ensures reliable removal of oxide layers on PE pipes and is easy to use with minimum effort. The spring-loaded blade and the automatic feed mechanism enable continuous adjustment to oval pipe shapes and tolerances, which in turn is the basis for a consistent cut all around the pipe. The high-spec peeling/scraping blade made of hardened metal is the reason for the exceptional product longevity.



Part numbers for pipe scraper

Description	P/N
Pipe scraper, size 1, operating range 32-160 mm	216-100-060
Replacement blade, size 1	216-103-060
Pipe scraper, size 2, operating range 110-500 mm	216-100-070
Replacement blade, size 2	216-103-070
Pipe scraper, size 3R, operating range 355-710 mm	216-100-066



Part numbers for manual pipe scraper



Description	P/N
Manual pipe scraper, single blade	216-100-101
Replacement blades (pack of 5)	216-100-102



Part numbers for pipe scraping tool



Description	P/N
Pipe scraping tool O.D. 32	216-100-074
Pipe scraping tool O.D. 40	216-100-075
Pipe scraping tool O.D. 50	216-100-076
Pipe scraping tool O.D. 63	216-100-077
Replacement blades	216-100-079



Part numbers for manual pipe scraper



Description	P/N
Manual pipe scraper, 4-edge blade	219-300-008
Replacement blades (pack of 2)	219-300-009



Universal pipe aligner, plastic pipe shears, plastic pipe cutters



Part numbers for universal pipe aligner

Description	P/N
Universal pipe aligner d. 20 - 63 mm, incl. storage bag	219-000-022
Universal pipe aligner d. 63 - 160 mm, incl. wooden storage box	219-000-023

-
-
-

Part numbers for plastic pipe shears



Description	P/N
Plastic pipe shear HSTCUT 35; 0 - 35 mm	216-100-213
Replacement blade HSTCUT 35	216-100-217
Plastic pipe shear HSTCUT 42; 0 - 42 mm:	216-100-214
Replacement blade HSTCUT 42	216-100-218
Plastic pipe shear HSTCUT 50; 0 - 50 mm:	216-100-216
Replacement blade HSTCUT 50	216-100-219
Plastic pipe shear HSTCUT 63; 0 - 63 mm	216-100-215
Replacement blade HSTCUT 63	216-100-220

-
-
-
-
-
-
-
-


Part numbers for plastic pipe cutters



Description	P/N
Plastic pipe cutter, size 1; 6 - 67 mm	216-100-210
Replacement cutting wheel, size 1	216-101-210
Plastic pipe cutter, size 2; 50 - 125 mm	216-100-211
Replacement cutting wheel, size 2	216-101-211
Plastic pipe cutter, size 3; 110 - 168 mm	216-100-212
Replacement cutting wheel, size 3	216-101-212

-
-
-
-
-
-

Installation accessories



Part numbers for internal bead remover

Description	P/N
Kit internal bead remover 90 - 500 mm	219-000-049
Drive linkage for internal bead remover, incl. 6 aluminum handle extensions 2.15 m each, 6 stabilisers and carrying bag	219-000-043
Cutting head 90 - 110 mm for internal bead remover	219-000-044
Cutting head 125 - 160 mm for internal bead remover	219-000-045
Cutting head 160 - 200 mm for internal bead remover	219-000-046
Cutting head 225 - 315 mm for internal bead remover	219-000-047
Cutting head 355 - 500 mm for internal bead remover	219-000-048

-
-
-
-
-
-
-
-

Part numbers for external bead remover



Description	P/N
External bead remover 75 - 400 mm	219-000-031

-
-



Part numbers for pipe cutter

Description	P/N
Guillotine pipe cutter 125 mm ⁽¹⁾	216-100-204
Guillotine pipe cutter 225 mm	216-100-194
Guillotine pipe cutter 315 mm ⁽¹⁾	216-100-195

-
-
-
-

⁽¹⁾ - under development



Part number for pipe tripod

Description	P/N
Pipe tripod O.D. 400	219-000-024

-
-
-



Part numbers for chamfering tool

Description	P/N
Chamfering tool, size 1, 16 - 110 mm	216-100-002
Chamfering tool, size 2, 40 - 250 mm	216-100-003

-
-
-



Part numbers for pipe squeezer

Description	P/N
Pipe squeezer O.D. 20 - 63 mm manual	216-100-190
Pipe squeezer O.D. 63 - 180 mm hydraulic	216-100-191

-
-
-



Part numbers for rounding sleeve

Description	P/N
O.D. 63	219-000-035
O.D. 75	219-000-036
O.D. 90	219-000-037
O.D. 110	219-000-038
O.D. 125	219-000-039
O.D. 140	219-000-040
O.D. 160	219-000-041

-
-
-
-
-
-
-



Part number pipe roller

Description	P/N
Pipe roller, up to 630 mm	216-100-198

-
-



Part numbers for rounding clamp

Description	P/N
O.D. 315	219-000-002
O.D. 355	219-000-003
O.D. 400	219-000-004
O.D. 450	219-000-005
O.D. 500	219-000-006
O.D. 560	219-000-007
O.D. 630	219-000-008

-
-
-
-
-
-
-
-



Part number for welding time control

Description	P/N
Stopwatch for welding time control	219-000-029

-
-



Part number for temperature gauge

Description	P/N
Temperature gauge	219-000-028

-
-

Heating elements

HÜRNER Handheld Heating Elements for welding applications, with an ergonomically designed handle, for various nominal diameters up to 250mm. The elements feature temperature selector, power supply sensing, resume-heating sensor, and ship with a tabletop stand in a metal box that pleases the eye.



Part numbers for heating elements

Description	P/N
Handheld heating element HSE 120/30°; 230V/0.9 kW, d. 120 mm	200-230-038
Handheld heating element HSE 120; 230V/0.9kW; d. 120mm	200-230-047
Handheld heating element HSE 160; 230V/0.9kW; d. 160mm	200-230-045
Handheld heating element HSE 190; 230V/1.2kW; d. 190mm	200-230-039
Handheld heating element HSE 250; 230V/1.4kW; d. 250mm	200-230-046



HÜRNER Socket Welder with an ergonomically designed handle, for placing heating spigots and heating sockets of various diameters, allowing 2 or 3 concurrently installed combinations, for welding sleeves, pipes, and fittings of up to 125 mm. The welder features temperature selector, power supply sensing, resume-heating sensor, and ships with a tabletop stand with fastening clamp in a metal box that pleases the eye.

Part numbers for heating element socket welder

Description	P/N
Socket welder set HMS 50 T; d. 20 - 32 mm; 230 V	200-230-023
Socket welder set HMS 50 T; d. 20 - 32 mm; 110 V	200-230-048
Socket welder set HMS 63 T; d. 20 - 63 mm; 230 V	200-230-022
Socket welder set HMS 63 T; d. 20 - 63 mm; 110 V	200-230-024
Socket welder HMS 125 T; d. 16 - 125 mm; 230 V (without sockets, spigots, storage box)	200-230-025
Socket welder HMS 125 T; d. 16 - 125 mm; 110 V (without sockets, spigots, storage box)	200-230-019



Hot air and extrusion



HÜRNER's handheld welding extruders and the matched accessories are here to set a new standard of quality and user-friendliness. All extruders feature a patented system measuring the temperature in the extrudate itself and are designed with a three-section auger.

Two digital display screens show the actual and the theoretical temperature of both extrudate and air. With the highly ergonomic and compact design, **HÜRNER** extruders are the optimum choice not only for pipe joining on the construction site, but also for container manufacture.

Technical specifications Extruder	HST-08 DE	HST-18 DE	HST-23 DE	HST-30 DE
Max. output, rod diameter	0.8 kg/h, 3 mm	1.8 kg/h, 4 mm	2.3 kg/h, 5 mm	3.0 kg/h, 4 mm
Material	PEHD /PP/ PVC/PVDF ⁽¹⁾	PEHD/ PP/ PVC/PVDF ⁽¹⁾	PEHD /PP/ PVC/PVDF ⁽¹⁾	PEHD /PP/ PVC/PVDF ⁽¹⁾
Heating power	Extruder 300W/ Air 1500W	Extruder 450W/ Air 3000W	Extruder 700W/ Air 2300W	Extruder 700W/ Air 3000W
Drive power	460W	740W	740W	740W
Weight	3.2kg	4.8kg	7.2kg	7.2kg
Input voltage	230V/50Hz	230V/50Hz	230V/50Hz	230V/50Hz
Self-ventilation	✓	✓	✓	✓
Warranty	12 months	12 months	12 months	12 months
Part number	218-010-041	218-010-039	218-010-042	218-010-040

⁽¹⁾ - with a special kind of auger

HÜRNER's HST 300 WGS combines an ergonomic and user-friendly handle for your benefit with superior heating performance, 1500 W at 230 V, and very light weight, to enable professional, effortless welding. The appliance also features a cold-air mode that does not require changing the set heating temperature. The collector carbons of the motor can be replaced several times, which means that the hot air welder is ready for continuous operation.

The air-cooled heating element tube matches a large number of nozzle types.




Technical specifications Hot Air Welder HST 300 WGS

Voltage	230V / 50Hz
Heating performance	1500W, 230V
Temperature range	20 - 700 °C infinitely variable
Weight	1200g including 3m power supply cord
Warranty	12 months
Part number	218-010-037

HÜRNER Is at Your Side

Pre- and Post-Welding



Along with processing equipment, **HÜRNER** that have report generation capabilities, has offered for years Windows-based software products for the creation and administration of welding-related information. no matter whether they are electrofusion or butt welders, feature USB interface ports. Via these, it is also possible to transfer the welding data directly to a personal computer on which the database management software DataWork is installed.

The reason is that all of the logged welding data is quite useless when you are unable to get it out of the welding system. Besides the possibility to send the data to a USB-compatible printer, all **HÜRNER** welding systems Only when there is proper processing of the data, does the recording of data make sense.

Table of contents
Software/Data transfer

Database management software DataWork	- 58 -
Job report editing software EasyDesign	- 58 -
Data transfer	- 59 -

Software & Data Transfer

Software & Data Transfer

– Accomplished Data Processing



Software

HÜRNER DataWork

- Downloading welding reports from all HÜRNER welding systems with report generation capability – CNC, WeldControl, HST, SPG – and consolidation of reports in one application, whatever their source, both via a serial and a USB interface
- A broad range of sorting functions: by report header data, welding data, fitting data, measured welding parameters (including recursive sorting)
- Saving and converting data to various processing formats (Excel, CSV)
- Detailed view of error messages, including traceability data and measured welding parameters
- Selecting individual reports for print preview and print
- Multilingual user interface
- Report transfer over the internet by e-mail
- Downloading geo-data for each joint and foolproof assignment of these data to the correct welding report
- Improved operation reliability with automatic maintenance check for the systems from which the reports were retrieved
- Online functionality, for instance possibility to complete a maintenance order for a unit directly over the internet

Part number 216-080-505

DataWork is a database application, running under Windows 2000/XP/Vista/7, for downloading and processing welding reports from the HNSC 400/400 L unit, the HST 300 Pricon and Print series, SPG 2000 data logging units, and **CNC ECO/ECO+** and **WeldControl** series butt-welding machines.



EasyDesign is a software, running under Windows 2000/XP/Vista/7, for generating and printing job reports from a pre-defined template by just a few mouse clicks and keystrokes.

HÜRNER EasyDesign

- Standard-compliant generation of all bar codes for plastic pipeline construction work provided for by ISO
- Inserting into a given job report texts, job numbers, and company logo relevant for the job, and also up to two additional bar codes
- Bar code generation engine included in the program
- Possibility to save all text and graphic data to a database

Part number 216-080-507



Ancillaries for data transfer

One USB interface port makes things easier, but only two of them, USB A and USB B, give you all the power that USB can mean to you.


On more and more laptop computers, the only wired type of port you will find is the USB port. On the personal computer market in general, the traditional LPT, COM or PS/2 interface ports are increasingly becoming exotic add-on features that will raise the price of your product when you insist on them. HÜRNER Schweisstechnik has seen where the tide of times is driving us and has equipped all welding systems capable of report generation with USB interface ports. The tide of times is driving us and has equipped all welding systems capable of report generation with USB interface ports. This gives you the possibility to

send the welding reports from your electrofusion welder, butt-welding system or **SPG** data logger to a USB-compliant printer or, via a standard USB port, to a PC. Furthermore, it enables you to turn a handy USB stick into a mobile storage media for your welding reports by saving the data to the stick on the worksite and downloading them to HÜRNER's database management application DataWork later, when you are back in the office. HÜRNER Schweisstechnik delivers you the full power of USB, for we offer two systems with two interfaces, USB A and USB B, in order for you to be able to make full use of this functionality. It is even possible to upgrade existing units easily, just plug the external interface converter box USB 1000 into the combined serial/parallel port of your system or have the HÜRNER USB Conversion Set fitted into your system as an upgrade.



Part numbers for HÜRNER data management

Description		Article no.	<input checked="" type="checkbox"/>
HÜRNER USB stick	This practical USB stick is the ideal welding data storage media, to transfer them from the welding system on site to the computer in the office.	300-010-154	<input type="checkbox"/>
HÜRNER code cards	The ISO Welder ID Code card P/N 216-080-031 identifies the performing welder. The Operator Code card P/N KVS-75 is needed to change system settings.	216-080-031 or. KVS-75	<input type="checkbox"/>
HÜRNER scanning pen	This pen is your tool for reading all bar codes needed for welding parameter and traceability data input.	216-030-270	<input type="checkbox"/>
HÜRNER handheld scanner	This scanner is an alternative as the handy tool that enters the parameter and traceability data into the box; ships with the HÜRNER scanner storage bag.	216-030-250	<input type="checkbox"/>
HÜRNER USB 1000 box	To deliver the advantages of USB to older, existing welding systems, the USB 1000 box is available. This external interface converter with a traditional RS232 input and a USB output brings USB-readiness to non-USB units; ships with a DataWork update and a USB stick.	300-010-159	<input type="checkbox"/>
HÜRNER conversion set	It is of course possible, too, to turn existing HÜRNER welding systems into USB-ready systems by fitting this technology into the system itself as an upgrade; ships with a DataWork update and a USB stick (only approved service points are allowed to retrofit units with this set).	300-010-160	<input type="checkbox"/>
HÜRNER RS232/USB adapter	This is the simplest solution for transferring welding reports from a HÜRNER system with a serial interface port to a PC with HÜRNER's database management software DataWork via the USB interface of the PC.	217-010-122	<input type="checkbox"/>
HÜRNER interface cables	USB Cable Serial Cable 25-pin, Serial Cable round plug, Centronic Cable,	welding system to PC welding system to PC welding system to printer	<input type="checkbox"/> <input type="checkbox"/> <input type="checkbox"/> <input type="checkbox"/>
		300-010-167 217-010-108 217-010-119 217-010-109	<input type="checkbox"/> <input type="checkbox"/> <input type="checkbox"/> <input type="checkbox"/>



HÜRNER's Workshop Technology Line, HWT-Line for short, was designed for industrial manufacture of segmented bends, tees, crosspieces, and Y pieces as well as for plant engineering and construction.

All machines for in-shop application are designed according to the most up-to-date knowledge gathered by market surveys and reflect our many years of experience in the development of infrared machines for workshop applications.

Needless to add that all workshop machines for fitting manufacture are available both for manual operation and CNC operation. All machines ship set on a welded, very sturdy, and warp-resistant support stand.

Welding parameters are entered on CNC machines on a next-generation, high-resolution touch screen. And all CNC machine are equipped with two USB interface ports for direct welding report transfer to a USB stick, a USB-compatible printer or a PC with **HÜRNER** DataWork installed. A tag printer delivering extremely tear-proof tags is also available for fitting labeling.

The development focus for the machines made for plant engineers and builders was on extremely user-friendly handling and top-edge mobility. The HWT 160-M, in particular, is a perfect expression of this **HÜRNER** concept, at a weight of the basic machine of only 33 kg.

Table of contents
HWT Line

Workshop technology for plant engineering and construction

HWT 160-M - 62 -
HWT 125-SW - 62 -

Workshop technology for fitting manufacture

BSM 450 - 63 -
HWT 400-C - 64 -

Workshop machines
Workshop machines

- for fitting production and plant engineering




HWT 160-M, HWT 125-SW and BSM 450

The practical HWT 160-M is a butt-welding system for jointing PE, PP, PVDF pipes and fittings from O.D. 40 - 160 mm with the heating element process.

This tremendously mobile next-generation welding machine for on-site and in-shop applications is extremely versatile and especially suited for sanitary installations, drain piping, and pressure pipes for water conveyance as well as roof drains and chimney re-furbishing systems; for O.D. 40 - 90 mm, SDR 41 - 11; for O.D. 110 - 160 mm, SDR 41 - 17.6. The machine ships with a sturdy stand, an electrical facing tool, heating element, and all reducer inserts; arrives plug-and-play, fully installed.

Its clamps swivel by up to 15 degrees allowing segmented bend welding in sizes O.D. 40 - 160 mm. The heating element can be removed from the machine, for use, if needed, next to it, e.g., with HÜRNER's dedicated support stand.




Technical specifications HWT 160-M

Operating range	O.D. 40 (32) - 160 mm
Materials	PE, PP, other thermoplastic materials
Input voltage	230 V, 50 Hz/60 Hz
Power rating	1.8 kW
Transverse table travel	130 mm
Overall dimensions (basic machine)	W 730 x H 580 x D 430 mm
Weight (basic machine)	33 kg
Overall dimensions (incl. frame)	W 730 x H 1200 x D 550 mm
Reducers	(32), 40, 50, 63, 75, 90, 110, 125, 140 mm
Miscellaneous	Steel storage box for reducers, user's manual, tools
Part number	200-260-600

The HWT 125-SW machine is used to socket-weld PP, PVDF, PE pipes and fittings of O.D. 32 - 125 mm. The machine ships pre-installed on a sturdy stand. The diamond-shaped clamps that can be set infinitely variably will safely secure pipes of all sizes. A stop at the fitting side ensures ideal fitting position, and a selector makes sure that the accurate fusion depth depending on part diameter, to which one part is inserted into the other, will be respected. The heating element can be removed from the machine, for use, if needed, next to it, e.g., with HÜRNER's dedicated support stand.

Technical specifications HWT 125-SW

Operating range	O.D. 32 - 125 mm
Materials	PE, PP, other thermoplastic materials
Input voltage	230 V, 50 Hz/60 Hz oder 110V, 50 Hz/60 Hz
Power rating	2.55 kW
Transverse table travel	130 mm
Overall dimensions (basic machine)	W 730 x H 420 x D 410 mm
Weight (basic machine)	34.5 kg
Overall dimensions (incl. frame)	W 780 x H 1150 x D 550 mm
Spigots/sockets	32, 40, 50, 63, 75, 90, 110, 125 mm
Other details	Steel storage box for sockets and spigots, user's manual, tools
P/N HWT 125-SW set (230 V)	200-260-300
P/N HWT 125-SW set (110 V)	200-260-000



HWT 160-M, HWT 125-SW and BSM 450

This band saw for cutting plastic pipes offers a working range from O.D. 50 - 450 mm. The machine has a steel pipework frame with a diamond-shaped pipe bed. A variably adjustable clamping system allows the manual securing of the pipe in the diamond bed. An angle gauge located on the side where the user stands enables any cutting angle from 0 deg. through 45 deg. An optional support panel can be mounted onto the diamond-shaped bed to enable you to cut tees and crosspieces professionally.

Technical specifications BSM 450

Machine dimensions	H 1800 x W 1400 x D 1200 mm
Machine weight	190 kg
Power supply	400 V, 50 Hz (3-phase PE, N)
Machine overall power	1250 W
Operating range	50 mm - 450 mm
Manufacturer's warranty	12 months
Standards, quality	WEEE-Reg.-Nr. DE 74849106, ISO 9001:2008

Part numbers BSM 450

Description	P/N	<input checked="" type="checkbox"/>
HÜRNER BSM 450	216-100-205	<input type="checkbox"/>
Support panel for tee and crosspiece O.D. 50 - 400 mm for BSM 450 band saw	216-100-014	<input type="checkbox"/>
Sawing band	216-101-205	<input type="checkbox"/>



Part numbers HWT 160-M

Description	P/N	<input checked="" type="checkbox"/>
Reducer insert 160/32	200-260-710	<input type="checkbox"/>
Reducer insert 160/40	200-260-701	<input type="checkbox"/>
Reducer insert 160/50	200-260-702	<input type="checkbox"/>
Reducer insert 160/63	200-260-703	<input type="checkbox"/>
Reducer insert 160/75	200-260-704	<input type="checkbox"/>
Reducer insert 160/90	200-260-705	<input type="checkbox"/>
Reducer insert 160/110	200-260-706	<input type="checkbox"/>
Reducer insert 160/125	200-260-707	<input type="checkbox"/>
Reducer insert 160/140	200-260-708	<input type="checkbox"/>
Replacement blades set	200-260-709	<input type="checkbox"/>
Handheld heating element HSE 190	200-230-039	<input type="checkbox"/>

Part numbers HWT 125-SW

Description	P/N	<input type="checkbox"/>
Spigot and socket d. 32 mm for socket welder HMS	200-230-030	<input type="checkbox"/>
Spigot and socket d. 40 mm for socket welder HMS	200-230-031	<input type="checkbox"/>
Spigot and socket d. 50 mm for socket welder HMS	200-230-032	<input type="checkbox"/>
Spigot and socket d. 63 mm for socket welder HMS	200-230-033	<input type="checkbox"/>
Spigot and socket d. 75 mm for socket welder HMS	200-230-034	<input type="checkbox"/>
Spigot and socket d. 90 mm for Socket Welder HMS	200-230-035	<input type="checkbox"/>
Spigot and socket d. 110 mm for socket welder HMS	200-230-036	<input type="checkbox"/>
Spigot and socket d. 125 mm for socket welder HMS	200-230-037	<input type="checkbox"/>

HWT 400-C

*“Perfection
in industrial
fitting production.”*

The HWT 400-C is a numerical-ly controlled plastic welding machine for work-shop applications developed in compliance with the so-called machinery directive 2006/42/EC as amended, that allows the making of segments, tees, Y pieces and crosspieces. The machine is designed for the jointing of segmented bends from O.D. 90 to 400mm and of tees, Y pieces, and crosses from O.D. 90 to 315 mm⁽¹⁾.

The machine is set on a welded, heavy-duty, no-warp support frame and the bearings on which move both the horizontally traveling carriages and the heating element and facing tool assembly, are designed as precision-engineered and heavy load-bearing trapeze-shaped guides with precision-matched runner blocks. As well the insertion and

Part numbers for HWT 400-C

Description		P/N	<input checked="" type="checkbox"/>
Machine inclusive of CN control, LH and RH clamp assemblies, with reducers 90 - 355 mm		200-260-400	<input checked="" type="checkbox"/>
Clamp assemblies, right-hand and left-hand side	O.D. 400 mm	200-260-401	<input type="checkbox"/>
Reducer inserts for clamp assembly	O.D. 90 - 355 mm	200-260-402	<input type="checkbox"/>
Clamp assembly for tees (3 pieces)	O.D. 315 mm	200-260-403	<input type="checkbox"/>
Reducer inserts for tee clamp assembly	O.D. 90 - 280 mm	200-260-404	<input type="checkbox"/>
Clamp assembly for crosspieces 90 deg.	O.D. 315 mm	200-260-405	<input type="checkbox"/>
Reducer inserts for crosspiece clamp assembly	O.D. 90 - 280 mm	200-260-406	<input type="checkbox"/>
Clamp assembly for Y pieces 45/60 deg.	O.D. 315 mm	200-260-407	<input type="checkbox"/>
Reducer inserts for Y piece clamp assembly	O.D. 90 - 280 mm	200-260-408	<input type="checkbox"/>
Welding neck support	O.D. 90 - 315 mm	200-604-315	<input type="checkbox"/>
Clamp assembly for fittings	O.D. 90 - 400 mm	200-260-440	<input type="checkbox"/>
Reducer inserts for fitting clamp assembly	O.D. 90 - 355 mm	200-260-441	<input type="checkbox"/>
Label tag printer		200-260-431	<input type="checkbox"/>
Additional, supporting cylinder for clamp assemblies		200-260-410	<input type="checkbox"/>
Replacement blade 1 unit		315-109-026	<input type="checkbox"/>

⁽¹⁾ - 355 upon request

retraction of the heating element and the facing tool as the entire welding process are fully automated and, therefore, ensure utmost accuracy, ergonomic working, and tremendously short change-over delays.

To improve the geometry of fittings and the quality of the joint, this next-generation representative of workshop technology fea-



tures not only two horizontally moving and adjustable carriage consoles, but also an additional supporting cylinder (optional) for welding sizes 355 mm or larger.


The heating element temperature and the force are controlled in the course of the welding process in accordance with the applicable national standards (DVS, UNI, WIS, etc.). It goes without saying that all parameters that are critical for a high-quality and reproducible welded joint are monitored throughout the process and saved to the memory of the system, which can hold up to 10.000 reports.



When the machine ships, a high-resolution color touch screen of the latest generation is included as a standard feature. This panel enables entering and viewing both all required pipe or fitting parameters and the needed traceability data.

It is a premiere that the machine features user access control by RFID technology

⁽¹⁾ - 355 upon request



Of course, the tried and tested input devices, scanning pen and handheld scanner, are also available.

Furthermore, all CNC machines are equipped with a USB interface to enable downloading the welding reports in the PDF format to a USB stick or sending them to the management database in the HÜRNER DataWork format. It is also possible to label a joint immediately for its quality by printing on plastic foil an indelible label tag with the available tag printer that will identify the fitting.



Technical specification

Machine dimensions	W 1511 x H 1384 x D 1920 mm
Machine weight	approx. 1000kg
Mains power supply	400 V, 50 Hz, (3-phase PE, no N)
Machine overall power	9000 W
Heating element power	5000 W
Facing tool power	1580 W
Hydraulic unit power	1500 W / 120 bar
Ambient temp operating	0°C - 40°C
Ambient temp storage	-5°C - 50°C
Heating element operating temperature	180°C - 260°C
Operating range	Segments: 90 - 400 mm Tees: 90 - 315 mm ⁽¹⁾ Crosses: 90 - 315 mm ⁽¹⁾ Ys: 90 - 315 mm ⁽¹⁾
Automatic Data logging	10.000 welded joints
Data transfer	USB interfaces (USB A) for USB stick and tag printer
Manufacturer's warranty	12 months
Standards, approvals, quality	Machinery Directive 2006/42/EC, DVS 2207-1, WEEE Reg. No. DE 74849106, ISO 9001:2008

HÜRNER Monitoring Systems for Chemical Storage Cabinets



Monitoring system Monitoring system

Certified system solutions for users and laboratory constructors

It has been and will continue to be **HÜRNER**'s strategy to enter into partnerships for development with leading players of a given industry.

One of these alliances, which was entered into more than 10 years ago, has resulted in the development of a successful, TÜV-certified product line.

Besides very simple positive extraction boxes and fluid-mechanical monitoring systems, an ATEX-compliant filtered air extraction unit was developed as a first in 2009. This filtering and extraction system, which is used to positively extract the air from, and monitor the state, of storage cabinets for hazardous substances, achieves an almost 100% filtering of harmful solvent vapors (hydrocarbons) by molecular adsorption. The filter operation means optimum protection for the user. As a consequence, no additional air extraction outlet is needed, which, in turn, allows the filter unit to be operated immediately next to, or on top of, the storage cabinet. The decontaminated air is released into

the ambient air, thereby not consuming any heated or air-conditioned air from the room.

This revolutionary innovation was nominated by an independent board of renowned university professors from all over Germany for the Innovations Award granted by laboratory science journal, GIT.

This nomination saw the **HÜRNER** filtering and extraction unit distinguish itself from 50 competitive products in the category Laboratory Supplies & Facilities. The filtering system made an impact on the board by its innovative technology, TÜV approval, and ATEX compliance. As an air extraction system, it as of today complies with "green lab" requirements. The newest developments include a protection system of modular design that identifies users and a BUS-ready touchscreen system for laboratory management ensuring optimum fluid media control. Of course, these systems, too, are TÜV-approved and have a TÜV Type Certificate.

Table of contents Monitoring systems

MPS – Modular Protection System	- 68 -
MMS – Fluid Media Management System	- 69 -
Exhaust air monitor with fan	- 70 -
Exhaust air monitor without fan	- 70 -
Air extraction box	- 71 -
Filter unit with fan and exhaust air monitor	- 71 -

MPS - Modular Protection System

A certified system solution

Protect your chemical storage cabinet against unauthorized access, using the Modular Protection System (MPS). This system enables you to physically control the access to resources or hazardous substances in a state-of-the-art approach.



The identification ensures that only authorized persons are given access to the hazardous substances in question. This is implemented in the form of entering programmable PINs. The identification can then be paired to the locking or the unlocking of the door of the cabinet. This means that the authorizations of personnel can extend to the storage cabinets as well.

The MPS is an important module for you to continue to comply with increasingly tight requirements in terms of risk assessment as related to access control. In practical implementation, this may mean for you that work instructions providing for the safe and controlled use of hazardous substances can allow less complex routines, as, e.g., TRGS 526.

The functional application of the MPS also includes the possibility to equip the chemical storage cabinet with the new single-hand operation door controller ONE, which features automatic door closing. This can be implemented in the form of PIN entry, but also of various other identification devices, such as transponders, biometrical readers, etc.

Part numbers for MPS

Description	P/N	<input checked="" type="checkbox"/>
MPS1 Transponder, door locking	500-200-100	<input type="checkbox"/>
MPS2 Transponder, door locking, door closing	500-200-300	<input type="checkbox"/>
MPS3 Level sensing, exhaust air monitoring	500-200-011	<input type="checkbox"/>
MPS4 Transponder, door locking, exhaust air monitoring, level sensing	500-200-111	<input type="checkbox"/>
MPS5 Transponder, door locking, door closing, exhaust air monitoring, level sensing	500-200-311	<input type="checkbox"/>

MMS - Fluid Media Management System

This fluid media management system with a programmable control terminal and numerous functional modules ensures highest levels of occupational safety. One control terminal can be used to control several chemical storage cabinets and can be set up with various modules.



In its standard model version, the system is composed of the following modules

(1) Identification module	which makes sure that only authorized persons are given access to the hazardous substances in question. In active storage mode, the media are released only subsequent to proper identification. This is implemented in the form of the input of a programmable PIN. The identification can also be implemented, upon request, with transponder keys or biometrical readers.
(2) Exhaust air monitoring module	which monitors the air extractions and triggers alarms as appropriate. The air extraction has to be always operating on cabinets that can go into active storage mode. When it is, it must constantly verify that there is a flow of extracted air and must alert to the problem whenever the airflow should fail. The exhaust air monitoring module is a way to comply with this requirement, i.e. when extraction airflow fails, an alarm is triggered and a signal is sent, e.g., to the control center.
(3) Dosing module	which enables exact filling. The dosing module turns the release of very small quantities of fluid media from large storage units into a process that it just as easy as it is safe. The ideal add-on to a COMPLEX Line drum station, there is the possibility, besides dosing, to ensure continuous analyses of consumed and remaining quantities.
(4) Level sensing module	which alerts to the risk of overflowing storage units. The level sensor drastically reduces any risk of bringing too much media into a storage unit, and the safety of both the user and the environment increases accordingly. The level sensing module is the part that completes the perfect solution, DISPOSAL Line. Combining the DISPOSAL Line and the COMPLEX Line brings you the ideal preconditions to ensure easy and safe media management.
(5) Door opening module	which opens the door when switched on at the keypad. When the command was entered and confirmed, an audible signal alerts the user to the door being opened. The pneumatic control system does not have any electrical or electronic component, which makes it the perfect choice for explosive atmospheres.
(6) Door locking module	which enables pairing door locking and door unlocking to user identification, thereby restricting access to the fluid media to those persons authorized to use them. In other words, access control for personnel can extend to the access to the chemical storage cabinets.

Exhaust Air Monitor with Fan



Easy air extraction and monitoring of chemical storage cabinets. A sensor monitors the extraction airflow and triggers a visual and audible alarm when no airflow above the set threshold is detected. The air extraction and monitoring unit with an integrated fan ships preassembled to be installed immediately on top of the storage cabinet. The alarm threshold for the airflow velocity is factory-set, but can be customized at the pressure offset meter. The enclosure is made of silver pearl glimmer, powder-coated sheet steel. The airflow sensor monitors the actual extraction velocity and the entire extraction system of

the storage cabinet. Both the volumetric flow and the power supply are sensed by a microcontroller unit. When airflow velocity drops below the set threshold, visual and audible alarms are set off. The system ships with two potential-free ("dry") contacts (24V/2A) that can be used to send an alarm signal to the control center. An integrated battery cuts in in case of power supply failure and the monitoring system and the display, including error messaging, can run on it for 4 hours. The product ships ready for plug-in.

Technical specifications exhaust air monitor with fan

Width	250 mm
Depth	318 mm
Height	352 mm
Sleeve	75 mm
Volumetric flow	0 - 72 m³/h
Speed	0 - 2820 1/min
Voltage/frequency	230 V, 50 Hz
Power input	0,3 A
Sound pressure level L_{pA}	34 - 56 db (A)
Approval	Fan complies with DIN EN 14986
ATEX-compliant under Dir. 94/9/EC and Type Certificate issued by TÜV Süd; continued control pursuant to DIN EN 1946-7	
Part number	500-100-105

Exhaust Air Monitor without Fan

Easy airflow monitoring of chemical storage cabinets. A sensor monitors the extraction airflow and triggers a visual and audible alarm when no airflow above the set threshold is detected. The air monitoring unit fan ships preassembled to be installed immediately on top of the storage cabinet. The alarm threshold for the airflow velocity is factory-set, but can be customized at the pressure offset meter. The enclosure is made of silver pearl glimmer, powder-coated sheet steel. The airflow sensor monitors the actual extraction velocity and the entire extraction system of the storage cabinet. Both the volumetric flow and the power supply are sensed by a microcontroller unit. When airflow velocity drops below the set threshold, visual and audible alarms are set off. The system ships with two potential-free ("dry") con-

Technical specifications exhaust air monitor without fan

Height	210 mm
Sleeve	210 mm
Volumetric flow	215 mm
Speed	75 mm
Voltage/frequency	230 V, 50 Hz
Power input	0,1 A
ATEX-compliant under Dir. 94/9/EC and Type Certificate issued by TÜV Süd; continued control pursuant to DIN EN 1946-7	
Part number	500-100-106



tacts (24V/2A) that can be used to send an alarm signal to the control center. An integrated battery cuts in in case of power supply failure and the monitoring system and the display, including error messaging, can run on it for 4 hours. The product ships ready for plug-in.

Air Extraction Box



Easy air extraction and monitoring of chemical storage cabinets. The air extraction unit with an integrated fan ships preassembled to be installed immediately on top of the storage cabinet. The enclosure is made of silver pearl glimmer, powder-coated sheet steel. The product ships ready for plug-in.

Technical specifications air extraction box

Width	250 mm	250 mm
Depth	318 mm	318 mm
Height	352 mm	352 mm
Sleeve	75 mm	75 mm
Volumetric flow	0 - 72 m³/h	0 - 60 m³/h
Speed	2600 1/min	1200 1/min
Voltage/frequency	230 V, 50 Hz	230 V, 50 Hz
Power input	0,1 A	0,1 A
Sound pressure level L_{pA}	56 db (A)	37 db(A)
Approval	Fan complies with DIN EN 14986	
ATEX-compliant under Dir. 94/9/EC and Type Certificate issued by TÜV Süd; continued control pursuant to DIN EN 1946-7		
Part number	500-100-107	

Filter Unit with Fan and Exhaust Air Monitor

Air extraction and monitoring of chemical storage cabinets, in the form of almost 100% decontamination of the extracted air by molecular adsorption filtering of harmful solvent vapours (hydrocarbons). The filter operation means optimum protection for the user. As a consequence, no additional air extraction outlet is needed, which, in turn, allows the filter unit to be operated immediately next to, or on top of, the storage cabinet. The decontaminated air is released into the ambient air, thereby not consuming any heated or air-conditioned air from the room. A sensor monitors the extraction airflow and triggers a visual and audible alarm when no airflow above the set threshold is detected. The enclosure is made of silver pearl glimmer, powder-coated sheet



Technical specifications filter, fan and exhaust air monitor

Width	530 mm
Depth	440 mm
Height	270 mm
Sleeve	75 mm
Volumetric flow	0-37 m³/h
Speed	0-2820 1/min
Voltage/frequency	230 V, 50 Hz
Power input	0,1 A
Sound pressure level L_{pA}	34 - 56 db(A)
Approval	Fan complies with DIN EN 14986
ATEX-compliant under Dir. 94/9/EC and Type Certificate issued by TÜV Süd; continued control pursuant to DIN EN 1946-7; complies with requirements in TRbF 20 Appx L, BGV A 1, BGR 132 and TRBS 2153.	
Part number	500-100-109

As an air extraction system, it as of today complies with "green lab" requirements, while offering you full flexibility of set-up. The multi-stage filtering system offers dual safety, being composed of:

- activated carbon filter with twice as much activated carbon – for up to 100% decontamination
- additionally a DIN EN 779-compliant particulate filter

The filter alert appliance can be set at the pressure offset monitor. The filter elements themselves and the filter enclosure lid are monitored by ATEX-compliant micro-switches. The three-month check and replace interval of the activated carbon filter is verified by a check report the user has to confirm which is paired to a scheduler. The product ships ready for plug-in.



Development
Development
creating the future today

Recorded welding data is somehow useless if it does not make it beyond the welding system. Therefore, from the very beginning we at **HÜRNER** Schweisstechnik have not only improved and enhanced our welding systems, but have made sure that data transmission, utilisation, and analysis tools have kept up the pace. We wish that our customers never feel lost and alone, neither when it comes to reliable welding automation, nor to handy helpers for pipe construction, nor to welding data processing. And we make a point of matching our products not only to our customers, but also to each other.

The fact that we've constantly lived up to this tough challenge is closely related to our extensive research and development effort. As we see it, only a development that we fully understand theoretically and that stood the test of our practical application is ready to market.

Our team of highly skilled engineers can rely on the input resulting from projects in which we partner up with leading technical schools and universities. Their know-how and our practical competence are the cornerstone of the unique performance and quality of our products.

That's how we are able to be ahead not only of our competitors, but often also ahead of our clients' expectations and requirements.





Since customer satisfaction is more for us than a catchword, we're not satisfied with delivering great products; we feel they have to be matched by excellent service before and after the sale.

Taking our "Service Around the Corner" principle seriously, we offer our **HÜRNER DirectService** to our domestic clients and direct you to our approved service centers in more than 40 countries all over the globe, in order to ensure that your **HÜRNER** welding systems are maintained and serviced as quickly as possible.

We not only recommend that you have your welding equipments serviced at regular intervals, we are also there to help and consult any time you need our input. Whether system service, troubleshooting, or customized retrofit of serial units, our high-performance service team is constantly ready to help, no matter if it's electrofusion or butt-welding technology, accessories, software or consultancy you require.

Feel free to get in touch with your competent contact. We make sure that both in-house at our headquarters and with our service partners the world over you will always get just that little more than you were expecting.

Table of contents
DirectService

Contacts
Certification
Terms and conditions

- 76 -
- 77 -
- 78 -

DirectService
DirectService
Call in, be served



General terms and conditions of delivery and trading of Hürner Schweisstechnik LLC - applicable to all agreements entered into with non-consumers, as of Jan. 2010

1. Object

- 1.1 Our General Terms and Conditions shall apply to any and all present and future commercial transactions, even when they are not explicitly referred to. Our General Terms and Conditions shall apply analogously, and solely, to services related to the sale of products.
- 1.2 Our General Terms and Conditions shall be the sole and exclusive conditions applicable to product sale and service provision; we disagree with any and all dissenting or complementary conditions.
- 1.3 All agreements entered into with us shall be put down in writing.
- 1.4 Reasonable technical modifications and changes of characteristics such as size, shape, color, and/or weight are reserved.

2. Effectiveness of Agreement

- 2.1 Our offers are subject to change.
- 2.2 If, exceptionally, a term for acceptance is included in an offer, the offer must be accepted in writing.
- 2.3 We consider contractual offers that by the ordering party submits, binding for two weeks from the date of receipt of such offers.
- 2.4 Any and all agreements entered into are subject to the correct and timely delivery to ourselves by our suppliers. This shall only apply in cases where we are not responsible for failure to deliver, in particular in cases of matching cover transactions entered into with our supplier. The ordering party shall be notified of the impossibility to deliver without delay. Any consideration for the performance shall be returned without delay.

3. Pricing, Terms of Payment

- 3.1 Unless prices were confirmed different in writing, our pricing in force at the day of delivery shall apply. All prices are exclusive of transport cost, sales tax, customs duties, and other fees incurred from the moment of entering into the agreement to the moment of transfer of the goods as provided for in the agreement.
- 3.2 Unless the order confirmation declares otherwise, our invoices are payable within 30 days without any discount or within 14 days at 2% early-payment discount. Payment is deemed effected when we can freely dispose of the amount paid. Bills of exchange and checks shall not be accepted in performance, but only instead of performance.
- 3.3 We shall be entitled to set payments off against previous debts. In this situation, discounts for early payment of a current debt shall be unacceptable.
- 3.4 Die Aufrechnung und nicht auf diesem Vertragsverhältnis beruhende Zurückbehaltungsrechte sind gegenüber unseren Forderungen ausgeschlossen, es sei denn, die Gegenforderungen oder -ansprüche sind unbestritten oder rechtskräftig festgestellt.
- 3.5 Setting off claims and exercising liens related to transactions other than this agreement against our receivables shall not be acceptable, unless such counterclaims or counter-receivables are undisputed or legally recognized.
- 3.6 In the case of delayed payment, we shall be entitled to claim a flat 5 euros for every payment reminder, interests for default of 8 points above the base rate, and any additional damages we may have incurred. The ordering party shall be entitled to produce evidence that no or less damage was incurred.
- 3.7 If such circumstances come to our knowledge as would be likely to lower the financial standing of the ordering party, in particular if it goes into insolvency, we shall be entitled to declare all receivables due and payable, even when bills of exchange or checks were previously accepted, and to request prepayment or the provision of security for any remaining (partial) deliveries.

4. Packaging, Delivery

- 4.1 Packaging shall be performed as appropriate for the product and at the ordering party's cost. We shall be entitled to minor changes of quantity as compared to the ordered product, if so required for reasons of packaging the shipment. The wrapping and packaging material shall be the ordering party's property from the moment of transfer of the goods, and we shall not be required to accept return of such material. Any disposal routines such material may have to be subjected to shall be carried out by the ordering party.
- 4.2 The place of delivery shall be the place of performance as provided for under no. 5.1 hereinafter. The delivery shall occur in the form of the transfer of the goods in case of pick-up, in the form of transport, at the ordering party's cost and perils, to the destination and the transfer of the goods at such place, where delivery to destination shall be considered as delivery to the destination without unloading.
- 4.3 A date of delivery shall be binding only when it was agreed upon in writing.
- 4.4 We shall be entitled, but shall not be required, to insure the goods in transit at the ordering party's cost and to effect partial performance, unless this is of no interest to the ordering party.
- 4.5 Any person physically receiving the product for the ordering party and signing the bill of delivery in evidence thereof, shall be considered authorized to effect the receipt of the product. The ordering party shall unload the product without delay.

5. Place of Performance, Transfer of Perils

- 5.1 The place of performance shall be the place where the product is picked up, in case of pick-up, and the place where the transport begins, in all other cases.
- 5.2 The perils of transport are transferred to the ordering party at the moment the product is picked up, in case of pick-up, and at the moment the transport begins - even when the product is delivered free of freight and haulage - in all other cases.

6. Defects

- 6.1 If a product were found to be defective, we shall, at our discretion, firstly remedy such defect by rectifying the defect itself or delivering a replacement product. If such supplement-

tary performance would fail, the ordering party shall in principle be entitled to request, at its discretion, the lowering of the consideration (reduction) or the unwinding of the agreement (rescission). However, the ordering party shall not be entitled to rescind the agreement if the breach of the agreement is insubstantial, in particular if a defect is minor. In case of the replacement delivery of a product, the ordering party shall be required to concurrently transfer title to the defective product back to us.

- 6.2 The ordering party shall notify us in writing of obvious defects within 5 days from the receipt of the product; should this not happen, it shall no longer be entitled to raise claims for such defects. This term shall be met when the notification is sent within time. The ordering party shall produce evidence that these preconditions of raising a claim are met.
- 6.3 Products for which claims for defects are raised shall neither be processed nor mixed into or bonded with other items.
- 6.4 The characteristics of the product contained in our or its manufacturer's description of it shall be considered the only characteristics agreed upon. Public utterances, representations, or advertisements, on the contrary, shall not be considered contractual descriptions of the product characteristics.
- 6.5 Any such descriptions of product characteristics or other such declarations in relation to it shall not be mistaken as making a warranty. The ordering party shall claim as a warranty statement only such statements as were put down in writing and declared such..

7. Disclaimer

We cannot be held liable to minor breach of our contractual obligations. This liability limitation shall not apply to claims raised out of product liability and shall likewise not apply to claims raised out of harm to life, body or health.

8. Retention of Title, Securities

- 8.1 Title to the delivered product shall be retained until full payment of all invoices made by us in the course of the commercial relationship with the ordering party. The ordering party shall handle the product with due care.
- 8.2 If a third party seeks seizure of the product, in particular in cases of distraint, the ordering party shall indicate that title is retained and shall notify us without delay of such act. Such seizure shall entitle us to rescind the agreement. Insofar as the third party is unable to reimburse the cost we incur because of such act, be it with or without prior court approval, the ordering party shall be liable for such cost.
- 8.3 The ordering party shall notify us without delay of any damage to, or destruction of, the product, in whole or in part, as well as of any transfer of possession of the product or relocation of the ordering party's registered address.
- 8.4 In the event that the ordering party would break the agreement, in particular in cases of default of payment or breach of the contractual obligations provided for by no. 8.2 and no. 8.3 herein, we shall be entitled to rescind the agreement and to request return of the product.
- 8.5 The ordering party shall be entitled and shall herewith be authorized to sell the product in the normal flow of its business. In consideration thereof, it cedes to us all receivables and/or transfers to us all parts in the title to it that it acquires out of the sale or the bonding, mixing or processing of the product (hereinafter referred to as "securities") up to and including the amount in our invoice applicable to the product, plus a security fee of 20%. The ordering party is herewith granted the revocable authorization to collect at its own cost the receivables ceded to us and to control our property; where this authorization shall not affect our securities. When the ordering party effects payments in relation to the invoices so secured, we shall release the securities at the pro-rata of the payment. If the ordering party is in default, we shall be entitled to request it to disclose our securities to third parties against which it is entitled to raise payment claims, and to request it, furthermore, to indicate to such third parties that they are to effect payment to us up to and including the open invoice amount, and to request it to provide any information needed to perform the securities.

9. Privacy, Final Provisions

- 9.1 We store personal data related to the ordering party, and we declare that all our involved personnel are required to comply with privacy and secrecy provisions related to such data.
- 9.2 The law of the Federal Republic of Germany shall be applicable solely; the United Nations Convention on Contracts for the International Sale of Goods shall be excluded.
- 9.3 The sole place of jurisdiction shall be the registered office of Hürner Schweisstechnik LLC.
- 9.4 If any provision of this agreement entered into with the ordering party, including these General Terms and Conditions of Delivery and Trading, should be or come to be unenforceable in whole or in part, this shall not affect the enforceability of the remaining provisions. Rather, such provision shall be deemed agreed upon as is enforceable and can be agreed upon as being as close as possible to the economic objective said unenforceable provision sought to obtain.

10. Contract Language, Place of Jurisdiction, Applicable law

1. Both parties have agreed that the contract language shall be the German language.
2. The parties submit for all contractual and extra-contractual disputes arising from the agreement, including action taken in relation to bills of exchange and checks, to the local and international exclusive jurisdiction of the courts of Giessen, Federal Republic of Germany. Furthermore, we shall have the right to bring a claim before a court at the buyer's principal place of business or before any other court being competent according to any national or international law.
3. Both parties have agreed that the laws of Federal Republic of Germany shall apply. The United Nations Convention on Contracts for the International Sale of Goods shall not apply..